



TruLab Urine Level 1

LOT 35893

Cat. No. 5 9170 99 10 061 (6 x 5 mL)
5 9170 99 10 062 (20 x 5 mL)



2025-11-30



Updated sheets: www.diasys-diagnostics.com/service-area/value-sheets/

Value sheet version: 1

Short Name / Analyte	Method	Reagent ID	Value	Range	Unit
ALB Microalbumin	Immunoturbidimetric	1 0242	10.0 1.00	7.23 - 12.9 0.723 - 1.29	mg/L mg/dL
AMY Amylase	EPS G-7	1 0501	43.1 0.719	34.5 - 51.8 0.575 - 0.863	U/L µkat/L
BUN Urea N	Urease UV	1 3101	423 151	313 - 533 112 - 190	mg/dL mmol/L
CA Calcium	Arsenazo	1 1130	1.74 6.97	1.44 - 2.03 5.79 - 8.16	mmol/L mg/dL
	Phosphonazo	1 1181	1.91 7.68	1.59 - 2.24 6.37 - 8.98	mmol/L mg/dL
	Jaffé, without compensation	1 1711	71.0 6.28	54.0 - 88.1 4.77 - 7.79	mg/dL mmol/L
CREA Creatinine	Enzymatic PAP	1 1759	75.8 6.70	57.6 - 94.0 5.09 - 8.31	mg/dL mmol/L
	Refractrometer		1.011	1.000 - 1.020	
GLUC Glucose	GOD-PAP	1 2500	23.3 1.30	18.2 - 28.5 1.01 - 1.58	mg/dL mmol/L
	HK/G6P-DH	1 2511	24.6 1.37	19.2 - 30.0 1.07 - 1.67	mg/dL mmol/L
hCG Human Chorionic Gonadotropin				Negative	
MG Magnesium	Xylidyl blue	1 4610	2.33 5.66	1.72 - 2.93 4.19 - 7.13	mmol/L mg/dL
OSMO Osmolality	Freezing point		408	327 - 490	mOsm/kg
pH	pH Meter		6.21	5.50 - 6.90	
PO3 Phosphorus	Molybdate UV, substrate start	1 5211	27.5 8.89	21.5 - 33.6 6.94 - 10.9	mg/dL mmol/L
TP Total Protein	Pyrogallol red	1 0210	7.80 78.0	5.93 - 9.67 59.3 - 96.7	mg/dL mg/L
UREA Urea	Urease UV	1 3101	906 151	670 - 1141 112 - 190	mg/dL mmol/L
UA Uric Acid	TBHBA	1 3021	7.65 455	5.66 - 9.63 336 - 573	mg/dL µmol/L
	TOOS	1 3001	7.69 457	5.69 - 9.68 338 - 576	mg/dL µmol/L




DiaSys Diagnostic Systems GmbH
Alte Strasse 9 65558 Holzheim Germany
www.diasys-diagnostics.com

TruLab Urine Level 1

LOT 35893

Cat. No. 5 9170 99 10 061 (6 x 5 mL)
5 9170 99 10 062 (20 x 5 mL)

 **2025-11-30**

respons[®]910

 **IVD**

Updated sheets: www.diasys-diagnostics.com/service-area/value-sheets/

Value sheet version: 1

Short Name / Analyte	Method	Reagent ID	Value	Range	Unit
ALB Microalbumin	Immunoturbidimetric	1 0242	10.0 1.00	7.23 - 12.9 0.723 - 1.29	mg/L mg/dL
AMY Amylase	EPS G-7	1 0501	43.1 0.719	34.5 - 51.8 0.575 - 0.863	U/L µkat/L
BUN Urea N	Urease UV	1 3101	423 151	313 - 533 112 - 190	mg/dL mmol/L
CA Calcium	Phosphonazo	1 1181	1.91 7.68	1.59 - 2.24 6.37 - 8.98	mmol/L mg/dL
CREA Creatinine	Jaffé , without compensation	1 1711	71.0 6.28	54.0 - 88.1 4.77 - 7.79	mg/dL mmol/L
	Enzymatic PAP	1 1759	75.8 6.70	57.6 - 94.0 5.09 - 8.31	mg/dL mmol/L
GLUC Glucose	GOD-PAP	1 2500	23.3 1.30	18.2 - 28.5 1.01 - 1.58	mg/dL mmol/L
	HK/G6P-DH	1 2511	24.6 1.37	19.2 - 30.0 1.07 - 1.67	mg/dL mmol/L
MG Magnesium	Xylidyl blue	1 4610	2.33 5.66	1.72 - 2.93 4.19 - 7.13	mmol/L mg/dL
PO3 Phosphorus	Molybdate UV	1 5211	27.5 8.89	21.5 - 33.6 6.94 - 10.9	mg/dL mmol/L
TP Total Protein	Pyrogallol red	1 0210	7.80 78.0	5.93 - 9.67 59.3 - 96.7	mg/dL mg/L
UREA Urea	Urease UV	1 3101	906 151	670 - 1141 112 - 190	mg/dL mmol/L
UA Uric Acid	TOOS	1 3001	7.69 457	5.69 - 9.68 338 - 576	mg/dL µmol/L




DiaSys Diagnostic Systems GmbH
Alte Strasse 9 65558 Holzheim Germany
www.diasys-diagnostics.com

TruLab Urine Level 1

LOT 35893

Cat. No. 5 9170 99 10 061 (6 x 5 mL)
5 9170 99 10 062 (20 x 5 mL)

 2025-11-30

respons[®]920



Updated sheets: www.diasys-diagnostics.com/service-area/value-sheets/

Value sheet version: 1

Short Name / Analyte	Method	Reagent ID	Value	Range	1 SD	Unit
ALB Microalbumin	Immunoturbidimetric	1 0242	10.0 1.00	7.23 - 12.9 0.723 - 1.29	0.937 0.094	mg/L mg/dL
AMY Amylase	EPS G-7	1 0501	43.1 0.719	34.5 - 51.8 0.575 - 0.863	2.88 0.048	U/L µkat/L
BUN Urea N	Urease UV	1 3101	423 151	313 - 533 112 - 190	36.7 13.1	mg/dL mmol/L
CA Calcium	Phosphonazo	1 1181	1.91 7.68	1.59 - 2.24 6.37 - 8.98	0.108 0.435	mmol/L mg/dL
CL Chloride	Direct ISE	960405	52.4 186	45.1 - 59.7 160 - 212	2.45 8.67	mmol/L mg/dL
CREA Creatinine	Jaffé , without compensation	1 1711	71.0 6.28	54.0 - 88.1 4.77 - 7.79	5.68 0.502	mg/dL mmol/L
	Enzymatic PAP	1 1759	75.8 6.70	57.6 - 94.0 5.09 - 8.31	6.06 0.536	mg/dL µmol/L
GLUC Glucose	GOD-PAP	1 2500	23.3 1.30	18.2 - 28.5 1.01 - 1.58	1.71 0.095	mg/dL mmol/L
	HK/G6P-DH	1 2511	24.6 1.37	19.2 - 30.0 1.07 - 1.67	1.80 0.100	mg/dL mmol/L
MG Magnesium	Xylidyl blue	1 4610	2.33 5.66	1.72 - 2.93 4.19 - 7.13	0.202 0.491	mmol/L mg/dL
PO3 Phosphorus	Molybdate UV	1 5211	27.5 8.89	21.5 - 33.6 6.94 - 10.9	2.02 0.652	mg/dL mmol/L
K Potassium	Direct ISE	960403	30.7 120	25.5 - 35.9 99.6 - 140	1.74 6.80	mmol/L mg/dL
Na Sodium	Direct ISE	960402	77.6 178	67.5 - 87.6 155 - 201	3.36 7.73	mmol/L mg/dL
UREA Urea	Urease UV	1 3101	906 151	670 - 1141 112 - 190	78.5 13.1	mg/dL mmol/L
UA Uric Acid	TOOS	1 3001	7.69 457	5.69 - 9.68 338 - 576	0.666 39.6	mg/dL µmol/L




DiaSys Diagnostic Systems GmbH
Alte Strasse 9 65558 Holzheim Germany
www.diasys-diagnostics.com

TruLab Urine Level 1

LOT 35893

Cat. No. 5 9170 99 10 061 (6 x 5 mL)
5 9170 99 10 062 (20 x 5 mL)

 2025-11-30

respons[®]940



Updated sheets: www.diasys-diagnostics.com/service-area/value-sheets/

Value sheet version: 1

Short Name / Analyte	Method	Reagent ID	Value	Range	1 SD	Unit
ALB Microalbumin	Immunoturbidimetric	1 0242	10.0 1.00	7.23 - 12.9 0.723 - 1.29	0.937 0.094	mg/L mg/dL
AMY Amylase	EPS G-7	1 0501	43.1 0.719	34.5 - 51.8 0.575 - 0.863	2.88 0.048	U/L µkat/L
BUN Urea N	Urease UV	1 3101	423 151	313 - 533 112 - 190	36.7 13.1	mg/dL mmol/L
CA Calcium	Phosphonazo	1 1181	1.91 7.68	1.59 - 2.24 6.37 - 8.98	0.108 0.435	mmol/L mg/dL
CL Chloride	Direct ISE	960405	52.4 186	45.1 - 59.7 160 - 212	2.45 8.67	mmol/L mg/dL
CREA Creatinine	Jaffé , without compensation	1 1711	71.0 6.28	54.0 - 88.1 4.77 - 7.79	5.68 0.502	mg/dL mmol/L
	Enzymatic PAP	1 1759	75.8 6.70	57.6 - 94.0 5.09 - 8.31	6.06 0.536	mg/dL mmol/L
GLUC Glucose	GOD-PAP	1 2500	23.3 1.30	18.2 - 28.5 1.01 - 1.58	1.71 0.095	mg/dL mmol/L
	HK/G6P-DH	1 2511	24.6 1.37	19.2 - 30.0 1.07 - 1.67	1.80 0.100	mg/dL mmol/L
MG Magnesium	Xylidyl blue	1 4610	2.33 5.66	1.72 - 2.93 4.19 - 7.13	0.202 0.491	mmol/L mg/dL
PO3 Phosphorus	Molybdate UV	1 5211	27.5 8.89	21.5 - 33.6 6.94 - 10.9	2.02 0.652	mg/dL mmol/L
K Potassium	Direct ISE	960403	30.7 120	25.5 - 35.9 99.6 - 140	1.74 6.80	mmol/L mg/dL
Na Sodium	Direct ISE	960402	77.6 178	67.5 - 87.6 155 - 201	3.36 7.73	mmol/L mg/dL
TP Total Protein	Pyrogallol red	1 0210	7.80 78.0	5.93 - 9.67 59.3 - 96.7	0.624 6.24	mg/dL mg/L
UREA Urea	Urease UV	1 3101	906 151	670 - 1141 112 - 190	78.5 13.1	mg/dL mmol/L
UA Uric Acid	TOOS	1 3001	7.69 457	5.69 - 9.68 338 - 576	0.666 39.6	mg/dL µmol/L




DiaSys Diagnostic Systems GmbH
Alte Strasse 9 65558 Holzheim Germany
www.diasys-diagnostics.com



TruLab Urine Level 1

LOT 35893

Cat. No. 5 9170 99 10 061 (6 x 5 mL)
5 9170 99 10 062 (20 x 5 mL)

 2025-11-30

BioMajesty®



Updated sheets: www.diasys-diagnostics.com/service-area/value-sheets/

Value sheet version: 1

Short Name / Analyte	Method	Reagent ID	Value	Range	1 SD	Unit
ALB Microalbumin	Immunoturbidimetric	1 0242	10.0 1.00	7.23 - 12.9 0.723 - 1.29	0.937 0.094	mg/L mg/dL
AMY Amylase	EPS G-7	1 0501	43.1 0.719	34.5 - 51.8 0.575 - 0.863	2.88 0.048	U/L µkat/L
BUN Urea N	Urease UV	1 3101	423 151	313 - 533 112 - 190	36.7 13.1	mg/dL mmol/L
CA Calcium	Phosphonazo	1 1181	1.91 7.68	1.59 - 2.24 6.37 - 8.98	0.108 0.435	mmol/L mg/dL
CL Chloride	Indirect ISE	980132	61.4 218	52.8 - 70.0 187 - 248	2.87 10.2	mmol/L mg/dL
CREA Creatinine	Jaffé, without compensation	1 1711	71.0 6.28	54.0 - 88.1 4.77 - 7.79	5.68 0.502	mg/dL mmol/L
	Enzymatic PAP	1 1759	75.8 6.70	57.6 - 94.0 5.09 - 8.31	6.06 0.536	mg/dL mmol/L
GLUC Glucose	HK/G6P-DH	1 2511	24.6 1.37	19.2 - 30.0 1.07 - 1.67	1.80 0.100	mg/dL mmol/L
MG Magnesium	Xylidyl blue	1 4610	2.33 5.66	1.72 - 2.93 4.19 - 7.13	0.202 0.491	mmol/L mg/dL
PO3 Phosphorus	Molybdate UV	1 5211	27.5 8.89	21.5 - 33.6 6.94 - 10.9	2.02 0.652	mg/dL mmol/L
K Potassium	Indirect ISE	980131	31.8 125	26.4 - 37.3 103 - 146	1.80 7.06	mmol/L mg/dL
Na Sodium	Indirect ISE	980130	86.6 199	75.3 - 97.9 173 - 225	3.75 8.63	mmol/L mg/dL
TP Total Protein	Pyrogallol red	1 0210	7.80 78.0	5.93 - 9.67 59.3 - 96.7	0.624 6.24	mg/dL mg/L
UREA Urea	Urease UV	1 3101	906 151	670 - 1141 112 - 190	78.5 13.1	mg/dL mmol/L
UA Uric Acid	TOOS	1 3001	7.69 457	5.69 - 9.68 338 - 576	0.666 39.6	mg/dL µmol/L



DiaSys Diagnostic Systems GmbH
Alte Strasse 9 65558 Holzheim Germany
www.diasys-diagnostics.com



TruLab Urine Level 1

LOT 35893

Cat. No. 5 9170 99 10 061 (6 x 5 mL)
5 9170 99 10 062 (20 x 5 mL)



2025-11-30

ABBOTT AEROSSET/ARCHITECT



Value sheet version: 1

Short Name / Analyte	Method	Reagent ID	Value	Range	Unit
ALB Microalbumin	Turbidimetric / Immunoturbidimetric	2K98	20.8 2.08	15.0 - 26.6 1.50 - 2.66	mg/L mg/dL
AMY Amylase	CNPG3 37° C	7D58	*	-	U/L
	CNPG3 37° C, IFCC	7D58	*	-	µkat/L
BUN Urea N	Urease/GLDH	7D75	410 146	303 - 516 108 - 184	mg/dL mmol/L
CA Calcium	Arsenazo III	3L79	1.81 7.26	1.50 - 2.12 6.02 - 8.49	mmol/L mg/dL
CL Chloride	ISE Indirect	2P32	54.5 193	46.9 - 62.1 166 - 220	mmol/L mg/dL
CORT Cortisol	CMIA	8D15	*	-	µg/dL nmol/L
CREA Creatinine	Alkaline Picrate	3L81	*	-	mg/dL mmol/L
	Enzymatic	8L24	69.8 6.17	53.0 - 86.6 4.69 - 7.65	mg/dL mmol/L
GLUC Glucose	Hexokinase/G-6-PDH	3L82	24.8 1.38	19.3 - 30.3 1.07 - 1.68	mg/dL mmol/L
MG Magnesium	Arsenazo III	7D70	*	-	mmol/L mg/dL
	Enzymatic	3P68	*	-	mmol/L mg/dL
PO3 Phosphorus	Phosphomolybdate	7D71	26.7 8.62	20.8 - 32.6 6.72 - 10.5	mg/dL mmol/L
K Potassium	ISE Indirect	2P32	32.2 126	26.7 - 37.7 104 - 147	mmol/L mg/dL
Na Sodium	ISE Indirect	2P32	88.2 203	76.7 - 99.7 176 - 229	mmol/L mg/dL
TP Total Protein	Benzethonium Chloride	7D79	7.53 75.3	5.72 - 9.34 57.2 - 93.4	mg/dL mg/L
UREA Urea	Urease/GLDH	4T12	877 146	649 - 1105 108 - 184	mg/dL mmol/L
UA Uric Acid	Uricase	3P39	*	-	mg/dL µmol/L
	Uricase	4T13	7.00 416	5.18 - 8.82 308 - 525	mg/dL µmol/L

* not available at time of printing



DiaSys Diagnostic Systems GmbH
Alte Strasse 9 65558 Holzheim Germany
www.diasys-diagnostics.com

TruLab Urine Level 1

LOT 35893

Cat. No. 5 9170 99 10 061 (6 x 5 mL)
5 9170 99 10 062 (20 x 5 mL)



2025-11-30

ABBOTT ALINITY



Value sheet version: 1

Short Name / Analyte	Method	Reagent ID	Value	Range	Unit
ALB Microalbumin	Immunoturbidimetric	08P04	19.3 1.93	13.9 - 24.7 1.39 - 2.47	mg/L mg/dL
AMY Amylase	Enzymatic, CNPG3 37° C	07P58	45.6 0.760	36.5 - 54.7 0.608 - 0.912	U/L µkat/L
	Enzymatic, CNPG3 37° C, IFCC	07P58	*	-	U/L µkat/L
BUN Urea N	Urease/GLDH	08P16	362 129	268 - 456 95.5 - 163	mg/dL mmol/L
CA Calcium	Arsenazo III	07P57	1.81 7.27	1.50 - 2.12 6.03 - 8.51	mmol/L mg/dL
CL Chloride	ISE Indirect	07P53	54.9 195	47.2 - 62.6 167 - 222	mmol/L mg/dL
CORT Cortisol	CMIA	08P33	<1	-	µg/dL nmol/L
CREA Creatinine	Alkaline Picrate	07P99	72.9 6.44	55.4 - 90.4 4.90 - 7.99	mg/dL mmol/L
	Enzymatic	08P01	67.4 5.96	51.2 - 83.6 4.53 - 7.39	mg/dL mmol/L
GLUC Glucose	Hexokinase/G-6-PDH	07P55	24.3 1.35	19.0 - 29.6 1.05 - 1.65	mg/dL mmol/L
MG Magnesium	Enzymatic	08P19	2.49 6.06	1.84 - 3.14 4.48 - 7.64	mmol/L mg/dL
PO3 Phosphorus	Phosphomolybdate	08P40	25.1 8.10	19.6 - 30.6 6.32 - 9.89	mg/dL mmol/L
K Potassium	ISE Indirect	07P53	32.3 126	26.8 - 37.8 105 - 148	mmol/L mg/dL
Na Sodium	ISE Indirect	07P53	88.2 203	76.7 - 99.7 176 - 229	mmol/L mg/dL
TP Total Protein	Benzethonium Chloride	07P59	6.99 69.9	5.31 - 8.67 53.1 - 86.7	mg/dL mg/L
UREA Urea	Urease/GLDH	08P16	775 129	574 - 977 95.5 - 163	mg/dL mmol/L
UA Uric Acid	Uricase	08P56	7.90 470	5.85 - 9.95 348 - 592	mg/dL µmol/L
	Uricase	04U09	7.23 430	5.35 - 9.11 318 - 542	mg/dL µmol/L

* not available at time of printing



DiaSys Diagnostic Systems GmbH
Alte Strasse 9 65558 Holzheim Germany
www.diasys-diagnostics.com



TruLab Urine Level 1

LOT 35893

Cat. No. 5 9170 99 10 061 (6 x 5 mL)
5 9170 99 10 062 (20 x 5 mL)



2025-11-30



BECKMAN COULTER ACCESS

Value sheet version: 1

Short Name / Analyte	Method	Reagent ID	Value	Range	Unit
CORT	Chemiluminescence	Cort	*	-	µg/dL
Cortisol				-	nmol/L

* not available at time of printing

BECKMAN COULTER DXI

Short Name / Analyte	Method	Reagent ID	Value	Range	Unit
CORT	Chemiluminescence	Cort	2.49	1.99 - 2.99	µg/dL
Cortisol			68.7	55.0 - 82.4	nmol/L

ORTHO-VITROS IMMUNOASSAY SYSTEMS

Short Name / Analyte	Method	Reagent ID	Value	Range	Unit
CORT	Chemiluminescence		*	-	µg/dL
Cortisol				-	nmol/L

SIEMENS CENTAUR

Short Name / Analyte	Method	Reagent ID	Value	Range	Unit
CORT	Chemiluminescence		*	-	µg/dL
Cortisol				-	nmol/L

* not available at time of printing



DiaSys Diagnostic Systems GmbH
Alte Strasse 9 65558 Holzheim Germany
www.diasys-diagnostics.com

TruLab Urine Level 1

LOT 35893

Cat. No. 5 9170 99 10 061 (6 x 5 mL)
5 9170 99 10 062 (20 x 5 mL)



2025-11-30

BECKMAN COULTER AU



Value sheet version: 1

Short Name / Analyte	Method	Reagent ID	Value	Range	Unit
ALB Microalbumin	Turbidimetric	UALB	16.0	11.5 - 20.5	mg/L
			1.60	1.15 - 2.05	mg/dL
	Turbidimetric	OSR6167	*	-	mg/L mg/dL
AMY Amylase	CNPG3	OSR6x06	35.8	28.6 - 43.0	U/L
			0.597	0.477 - 0.716	µkat/L
	G7PNP/IFCC	OSR6182	55.3	44.2 - 66.4	U/L
			0.922	0.737 - 1.11	µkat/L
BUN Urea N	Urease/GLDH	OSR6x34	392	290 - 493	mg/dL
			140	103 - 176	mmol/L
CA Calcium	Arsenazo III	OSR6x117	2.00	1.66 - 2.34	mmol/L
			8.00	6.64 - 9.36	mg/dL
	o-Cresolphthalein Complexone	OSR6x13	*	-	mmol/L mg/dL
CL Chloride	ISE		61.4	52.8 - 70.0	mmol/L
			218	187 - 248	mg/dL
CREA Creatinine	Enzymatic	OSR61204	79.6	60.5 - 98.7	mg/dL
			7.04	5.35 - 8.73	mmol/L
	Modified Jaffe	OSR6x78	71.4	54.3 - 88.5	mg/dL
			6.31	4.80 - 7.83	mmol/L
GLUC Glucose	Hexokinase	OSR6x21	25.7	20.0 - 31.4	mg/dL
			1.43	1.11 - 1.74	mmol/L
MG Magnesium	Xylidyl Blue	OSR6189	2.48	1.84 - 3.12	mmol/L
			6.03	4.46 - 7.60	mg/dL
PO3 Phosphorus	Phosphomolybdate/UV	OSR6x22	26.2	20.4 - 32.0	mg/dL
			8.46	6.60 - 10.3	mmol/L
K Potassium	ISE		32.3	26.8 - 37.8	mmol/L
			126	105 - 148	mg/dL
Na Sodium	ISE		88.1	76.6 - 99.6	mmol/L
			203	176 - 229	mg/dL
TP Total Protein	Pyrogallol Red	OSR6x70	8.03	6.10 - 9.96	mg/dL
			80.3	61.0 - 99.6	mg/L
UREA Urea	Urease/GLDH	OSR6x34	838	620 - 1056	mg/dL
			140	103 - 176	mmol/L
UA Uric Acid	Uricase	OSR6x98	8.71	6.45 - 11.0	mg/dL
			518	383 - 653	µmol/L

* not available at time of printing



DiaSys Diagnostic Systems GmbH
Alte Strasse 9 65558 Holzheim Germany
www.diasys-diagnostics.com

TruLab Urine Level 1

LOT 35893

Cat. No. 5 9170 99 10 061 (6 x 5 mL)
5 9170 99 10 062 (20 x 5 mL)



2025-11-30

BECKMAN COULTER DXC/SNYCHRON



Value sheet version: 1

Short Name / Analyte	Method	Reagent ID	Value	Range	Unit
ALB Microalbumin	Immunoturbidimetric	MA	19.1 1.91	13.8 - 24.4 1.38 - 2.44	mg/L mg/dL
AMY Amylase	Enzymatic	AMY	*	-	U/L µkat/L
	Enzymatic	AMY7	*	-	U/L µkat/L
BUN Urea N	Urease/GLDH	BUN	*	-	mg/dL mmol/L
CA Calcium	ISE Indirect	CALC	1.85 7.40	1.54 - 2.16 6.14 - 8.66	mmol/L mg/dL
CL Chloride	ISE Indirect	CI	53.1 188	45.7 - 60.5 162 - 215	mmol/L mg/dL
CREA Creatinine	Enzymatic	CR-E	*	-	mg/dL mmol/L
	Jaffe	CR-S /CREm	76.7 6.78	58.3 - 95.1 5.15 - 8.41	mg/dL mmol/L
GLUC Glucose	Hexokinase	GLU / GLUH	*	-	mg/dL mmol/L
	Glucose Oxidase	GLUCm	*	-	mg/dL mmol/L
MG Magnesium	Calmagite	MG	*	-	mmol/L mg/dL
PO3 Phosphorus	Phosphomolybdate -UV	PHS	*	-	mg/dL mmol/L
	Phosphomolybdate -UV	PHOSm	*	-	mg/dL mmol/L
K Potassium	ISE indirect	K	31.2 122	25.9 - 36.5 101 - 143	mmol/L mg/dL
Na Sodium	ISE indirect	NA	86.5 199	75.3 - 97.7 173 - 225	mmol/L mg/dL
TP Total Protein	Pyrogallol Red-Molybdate	M-TP	10.0 100	7.60 - 12.4 76.0 - 124	mg/dL mg/L
UREA Urea	Urease/GLDH	UREA	*	-	mg/dL mmol/L
UA Uric Acid	Uricase	URIC	*	-	mg/dL µmol/L

* not available at time of printing




DiaSys Diagnostic Systems GmbH
Alte Strasse 9 65558 Holzheim Germany
www.diasys-diagnostics.com

TruLab Urine Level 1

LOT 35893

Cat. No. 5 9170 99 10 061 (6 x 5 mL)
5 9170 99 10 062 (20 x 5 mL)

 **2025-11-30**

ORTHO-VITROS CHEMISTRY SYSTEMS



Value sheet version: 1

Short Name / Analyte	Method	Reagent ID	Value	Range	Unit
ALB Microalbumin	Immunoturbidimetric		12.8	9.22 - 16.4	mg/L
			1.28	0.922 - 1.64	mg/dL
	Immunoturbidimetric (Randox)		*	-	mg/L
	Immunoturbidimetric (DiAgam)		*	-	mg/dL
AMY Amylase	Amylopectin, Colorimetric		48.0	38.4 - 57.6	U/L
			0.800	0.640 - 0.960	µkat/L
BUN Urea N	Urease		418	309 - 526	mg/dL
			149	110 - 188	mmol/L
CA Calcium	Arsenazo III		1.88	1.56 - 2.20	mmol/L
			7.54	6.26 - 8.82	mg/dL
CL Chloride	ISE direct		53.2	45.8 - 60.6	mmol/L
			189	162 - 215	mg/dL
CREA Creatinine	Colorimetric/Enzymatic		78.3	59.5 - 97.1	mg/dL
			6.92	5.26 - 8.58	mmol/L
GLUC Glucose	Glucose Oxidase		26.4	20.6 - 32.2	mg/dL
			1.47	1.14 - 1.79	mmol/L
MG Magnesium	Formazan Dye		3.09	2.29 - 3.89	mmol/L
			7.51	5.56 - 9.46	mg/dL
PO3 Phosphorus	Phosphomolybdate		28.1	21.9 - 34.3	mg/dL
			9.07	7.08 - 11.1	mmol/L
K Potassium	ISE direct		33.7	28.0 - 39.4	mmol/L
			132	109 - 154	mg/dL
Na Sodium	ISE direct		96.0	83.5 - 108	mmol/L
			221	192 - 249	mg/dL
TP Total Protein	Biuret (UPRO)		20.5	15.6 - 25.4	mg/dL
			205	156 - 254	mg/L
UREA Urea	Urease		894	662 - 1127	mg/dL
			149	110 - 188	mmol/L
UA Uric Acid	Uricase		6.17	4.57 - 7.77	mg/dL
			367	272 - 462	µmol/L

* not available at time of printing




DiaSys Diagnostic Systems GmbH
Alte Strasse 9 65558 Holzheim Germany
www.diasys-diagnostics.com

TruLab Urine Level 1

LOT 35893

Cat. No. 5 9170 99 10 061 (6 x 5 mL)
5 9170 99 10 062 (20 x 5 mL)

 **2025-11-30**

ROCHE COBAS C / E MODULAR



Value sheet version: 1

Short Name / Analyte	Method	Reagent ID	Value	Range	Unit
ALB Microalbumin	Immunoturbidimetric		19.5 1.95	14.0 - 25.0 1.40 - 2.50	mg/L mg/dL
AMY Amylase	Colorimetric	AMYL2	45.9 0.765	36.7 - 55.1 0.612 - 0.918	U/L µkat/L
BUN Urea N	Urease/GLDH	U-BUN UBUNU	385 137	285 - 485 102 - 173	mg/dL mmol/L
CA Calcium	o-Cresolphthalein Complexone	CA	*	-	mmol/L mg/dL
	NM-Bapta	CA2	1.92 7.68	1.59 - 2.25 6.37 - 8.99	mmol/L mg/dL
CL Chloride	ISE indirect	Cl	51.1 181	43.9 - 58.3 156 - 207	mmol/L mg/dL
CREA Creatinine	Jaffe	CREJ2	76.4 6.75	58.1 - 94.7 5.13 - 8.37	mg/dL mmol/L
	Enzymatic	CREP2	74.6 6.60	56.7 - 92.6 5.01 - 8.18	mg/dL mmol/L
GLUC Glucose	Hexokinase	GLUC2	26.4 1.46	20.6 - 32.1 1.14 - 1.78	mg/dL mmol/L
MG Magnesium	Chlorophosphonazo III	MG	*	-	mmol/L mg/dL
	Xylidyl Blue	MG2	2.34 5.69	1.73 - 2.95 4.21 - 7.17	mmol/L mg/dL
PO3 Phosphorus	Molybdate UV	PHOS2	27.1 8.74	21.1 - 33.0 6.82 - 10.7	mg/dL mmol/L
K Potassium	ISE indirect	K	31.9 125	26.5 - 37.3 104 - 146	mmol/L mg/dL
Na Sodium	ISE indirect		89.0 205	77.4 - 101 178 - 231	mmol/L mg/dL
TP Total Protein	Turbidimetric	TPUC3	5.87 58.7	4.46 - 7.28 44.6 - 72.8	mg/dL mg/L
UREA Urea	Urease/GLDH	UREAL URELU	825 137	611 - 1040 102 - 173	mg/dL mmol/L
UA Uric Acid	Uricase/Colorimetric	UA2	7.53 448	5.57 - 9.49 331 - 564	mg/dL µmol/L

* not available at time of printing




DiaSys Diagnostic Systems GmbH
Alte Strasse 9 65558 Holzheim Germany
www.diasys-diagnostics.com

TruLab Urine Level 1

LOT 35893

Cat. No. 5 9170 99 10 061 (6 x 5 mL)
5 9170 99 10 062 (20 x 5 mL)

 **2025-11-30**

ROCHE INTEGRA



Value sheet version: 1

Short Name / Analyte	Method	Reagent ID	Value	Range	Unit
ALB Microalbumin	Immunoturbidimetric		*	-	mg/L mg/dL
AMY Amylase	EPS-G7PNP (Alpha)		*	-	U/L µkat/L
BUN Urea N	Urease		*	-	mg/dL mmol/L
CA Calcium	o-Cresolphthalein Complexone		*	-	mmol/L mg/dL
	NM-Bapta (2nd Gen.)		*	-	mmol/L mg/dL
CL Chloride	ISE indirect		*	-	mmol/L mg/dL
CREA Creatinine	Kinetic Alkaline Picrate (Jaffe)		*	-	mg/dL mmol/L
	Enzymatic/PAP		*	-	mg/dL mmol/L
GLUC Glucose	Hexokinase		*	-	mg/dL mmol/L
MG Magnesium	Chlorophosphonazo III		*	-	mmol/L mg/dL
PO3 Phosphorus	Phosphomolybdate-UV		*	-	mg/dL mmol/L
K Potassium	ISE indirect		*	-	mmol/L mg/dL
Na Sodium	ISE indirect		*	-	mmol/L mg/dL
TP Total Protein	Benzathonium Chloride		*	-	mg/dL mg/L
UREA Urea	Urease/GLDH		*	-	mg/dL mmol/L
UA Uric Acid	Uricase		*	-	mg/dL µmol/L

* not available at time of printing



DiaSys Diagnostic Systems GmbH
Alte Strasse 9 65558 Holzheim Germany
www.diasys-diagnostics.com

TruLab Urine Level 1

LOT 35893

Cat. No. 5 9170 99 10 061 (6 x 5 mL)
5 9170 99 10 062 (20 x 5 mL)



2025-11-30

SIEMENS ADVIA



Value sheet version: 1

Short Name / Analyte	Method	Reagent ID	Value	Range	Unit	
ALB Microalbumin	PEG-enhanced Immunoturbidimetric	μALB_2	8.80	6.34 - 11.3	mg/L	
			0.880	0.634 - 1.13	mg/dL	
AMY Amylase	G7 PNP	AMYLAS	*	-	U/L	
					μkat/L	
BUN Urea N	Uricase/Peroxidase	UA	404	299 - 509	mg/dL	
		UA_c	144	107 - 181	mmol/L	
CA Calcium	Arsenazo III	CA_2	*	-	mmol/L	
		CA_2c			mg/dL	
		CPC	*	-	mmol/L	
		for Advia 1200	CA_c			mg/dL
		CPC	CA	*	-	mmol/L
	for Advia 1650/1800 /2400	CA_c			mg/dL	
CL Chloride	ISE indirect	Cl	66.9	57.5 - 76.3	mmol/L	
			237	204 - 270	mg/dL	
CREA Creatinine	Jaffe	CREA_2	*	-	mg/dL	
		for Advia 1200	CRE_2c			mmol/L
	Jaffe	CRE_2c	71.3	54.2 - 88.4	mg/dL	
		for Advia 1650/1800 /2400		6.30	4.79 - 7.82	mmol/L
	Jaffe	CREA_2	*	-	mg/dL	
for Advia 1650/1800 /2400				mmol/L		
	Enzymatic/PAP	ECRE_2	*	-	mg/dL	
					mmol/L	
GLUC Glucose	Hexokinase	GLUH_c	24.5	19.1 - 29.9	mg/dL	
		GLUH_3	1.36	1.06 - 1.66	mmol/L	
	Glucose Oxidase Trinder	GLUO	*	-	mg/dL	
		GLUO_c			mmol/L	
MG Magnesium	Xylidyl Blue	MG	2.28	1.69 - 2.87	mmol/L	
			5.53	4.09 - 6.97	mg/dL	
	Xylidyl Blue	MG_c	*	-	mmol/L	
					mg/dL	
PO3 Phosphorus	Phosphomolybdate/UV	IP	29.8	23.2 - 36.3	mg/dL	
			9.61	7.50 - 11.7	mmol/L	
	Phosphomolybdate/UV	IP_c	*	-	mg/dL	
					mmol/L	
K Potassium	ISE indirect		32.3	26.8 - 37.8	mmol/L	
			126	105 - 148	mg/dL	
Na Sodium	ISE indirect		88.7	77.2 - 100	mmol/L	
			204	177 - 230	mg/dL	
TP Total Protein	Pyrogallol Red-Molybdate	UCFP	13.4	10.2 - 16.6	mg/dL	
			134	102 - 166	mg/L	
UREA Urea	Urease w/ GLDH	UN	865	640 - 1090	mg/dL	
		UN_c	144	107 - 181	mmol/L	
UA Uric Acid	Uricase/Peroxidase	UA	7.88	5.83 - 9.93	mg/dL	
		UA_c	469	347 - 591	μmol/L	

* not available at time of printing




DiaSys Diagnostic Systems GmbH
Alte Strasse 9 65558 Holzheim Germany
www.diasys-diagnostics.com

TruLab Urine Level 1

LOT 35893

Cat. No. 5 9170 99 10 061 (6 x 5 mL)
5 9170 99 10 062 (20 x 5 mL)

 **2025-11-30**

SIEMENS ATELLICA



Value sheet version: 1

Short Name / Analyte	Method	Reagent ID	Value	Range	Unit
ALB Microalbumin	PEG-enhanced Immunoturbidimetric	μALB_2	9.90 0.990	7.13 - 12.7 0.713 - 1.27	mg/L mg/dL
AMY Amylase	Ed-G7PNP	AMY_2	51.0 0.850	40.8 - 61.2 0.680 - 1.02	U/L μkat/L
BUN Urea N	Urease/GLDH	UN_c	394 141	291 - 496 104 - 178	mg/dL mmol/L
CA Calcium	Arsenazo III	CA_2	1.89 7.59	1.57 - 2.21 6.30 - 8.88	mmol/L mg/dL
	o-Cresolphthalein Complexone	Ca	1.87 7.50	1.55 - 2.19 6.22 - 8.77	mmol/L mg/dL
CL Chloride	Indirect IMT		66.8 237	57.4 - 76.2 204 - 270	mmol/L mg/dL
CORT Cortisol	Chemiluminescence	Cor	*	-	μg/dL nmol/L
CREA Creatinine	Alkaline Picrate	Crea_2	66.2 5.85	50.3 - 82.1 4.45 - 7.26	mg/dL mmol/L
	Enzymatic	Ecre_2 ECre3	74.7 6.60	56.8 - 92.6 5.02 - 8.19	mg/dL mmol/L
GLUC Glucose	Glucose Oxidase	GluO	*	-	mg/dL mmol/L
	Hexokinase	GluH_3	26.0 1.44	20.3 - 31.7 1.13 - 1.76	mg/dL mmol/L
MG Magnesium	Xylidyl Blue	Mg	2.39 5.82	1.77 - 3.02 4.31 - 7.33	mmol/L mg/dL
PO3 Phosphorus	Phosphomolybdate / UV	IP	28.0 9.05	21.9 - 34.2 7.06 - 11.0	mg/dL mmol/L
K Potassium	Indirect IMT		32.8 128	27.2 - 38.4 106 - 150	mmol/L mg/dL
Na Sodium	Indirect IMT		89.4 206	77.8 - 101 179 - 232	mmol/L mg/dL
TP Total Protein	Pyrogallol Red-Molybdate	UCFP	13.0 130	9.88 - 16.1 98.8 - 161	mg/dL mg/L
UREA Urea	Urease/GLDH	UN_c	843 141	624 - 1062 104 - 178	mg/dL mmol/L
UA Uric Acid	Uricase / Peroxidase	UA	7.65 455	5.66 - 9.64 337 - 573	mg/dL μmol/L

* not available at time of printing



DiaSys Diagnostic Systems GmbH
Alte Strasse 9 65558 Holzheim Germany
www.diasys-diagnostics.com



TruLab Urine Level 1

LOT 35893

Cat. No. 5 9170 99 10 061 (6 x 5 mL)
5 9170 99 10 062 (20 x 5 mL)



2025-11-30



SIEMENS BNII/PROSPEC

Value sheet version: 1

Short Name / Analyte	Method	Reagent ID	Value	Range	Unit
ALB Microalbumin	Nephelometric		*	-	mg/L mg/dL
TP Total Protein	Nephelometric		*	-	mg/dL mg/L

* not available at time of printing

SIEMENS DCA 2000

Short Name / Analyte	Method	Reagent ID	Value	Range	Unit
ALB Microalbumin	Immunoturbidimetric		*	-	mg/L mg/dL
CREA Creatinine	3,5 dinitrobenzoic acid		*	-	mg/dL mmol/L

BECKMAN COULTER IMAGE

Short Name / Analyte	Method	Reagent ID	Value	Range	Unit
ALB Microalbumin	Rate Nephelometric	MA	*	-	mg/L mg/dL

Flame Photometer

Short Name / Analyte	Method	Reagent ID	Value	Range	Unit
K Potassium	Flame Photometry		*	-	mmol/L mg/dL
Na Sodium	Flame Photometry		*	-	mmol/L mg/dL

* not available at time of printing




DiaSys Diagnostic Systems GmbH
Alte Strasse 9 65558 Holzheim Germany
www.diasys-diagnostics.com

TruLab Urine Level 1

LOT 35893

Cat. No. 5 9170 99 10 061 (6 x 5 mL)
5 9170 99 10 062 (20 x 5 mL)

 **2025-11-30**

SIEMENS DIMENSION



Value sheet version: 1

Short Name / Analyte	Method	Reagent ID	Value	Range	Unit			
ALB Microalbumin	PETINIA	MALB	11.2 1.12	8.06 - 14.3 0.806 - 1.43	mg/L mg/dL			
AMY Amylase	CNPG3	AMY	38.5 0.642	30.8 - 46.2 0.513 - 0.770	U/L µkat/L			
BUN Urea N	Urease/GLDH	BUN	430 153	318 - 541 113 - 193	mg/dL mmol/L			
CA Calcium	o-Cresolphthalein Complexone	CA	1.96 7.86	1.63 - 2.29 6.52 - 9.20	mmol/L mg/dL			
CL Chloride	Indirect IMT	RxL	66.7 237	57.4 - 76.0 203 - 270	mmol/L mg/dL			
		Xpand EXL	83.1 295	71.5 - 94.7 253 - 336	mmol/L mg/dL			
	Indirect IMT	CRE2	72.8 6.43	55.3 - 90.2 4.89 - 7.97	mg/dL mmol/L			
CREA Creatinine	Modified Jaffe	CRE2	72.8 6.43	55.3 - 90.2 4.89 - 7.97	mg/dL mmol/L			
GLUC Glucose	Hexokinase	GLUC	24.5 1.36	19.1 - 29.9 1.06 - 1.66	mg/dL mmol/L			
			MG Magnesium	Methylthymol Blue	MG	2.42 5.88	1.79 - 3.05 4.35 - 7.41	mmol/L mg/dL
			PO3 Phosphorus	Phosphomolybdate	PHOS	28.4 9.16	22.1 - 34.6 7.15 - 11.2	mg/dL mmol/L
K Potassium	Indirect IMT	RxL	30.5 119	25.3 - 35.7 99.0 - 140	mmol/L mg/dL			
		Xpand EXL	31.8 124	26.4 - 37.2 103 - 145	mmol/L mg/dL			
	Na Sodium	Indirect IMT	RxL	85.6 197	74.5 - 96.7 171 - 222	mmol/L mg/dL		
Xpand EXL			87.2 200	75.9 - 98.5 174 - 227	mmol/L mg/dL			
TP Total Protein	Pyrogallol Red	UCFP	14.4 144	10.9 - 17.9 109 - 179	mg/dL mg/L			
UREA Urea	Urease/GLDH	BUN	920 153	681 - 1159 113 - 193	mg/dL mmol/L			
			UA Uric Acid	Uricase	URCA	8.18 487	6.05 - 10.3 360 - 613	mg/dL µmol/L

* not available at time of printing




DiaSys Diagnostic Systems GmbH
Alte Strasse 9 65558 Holzheim Germany
www.diasys-diagnostics.com

TruLab Urine Level 1

LOT 35893

Cat. No. 5 9170 99 10 061 (6 x 5 mL)
5 9170 99 10 062 (20 x 5 mL)

 **2025-11-30**

SIEMENS VISTA



Value sheet version: 1

Short Name / Analyte	Method	Reagent ID	Value	Range	Unit
ALB Microalbumin	Nephelometric	MALB	*	-	mg/L mg/dL
AMY Amylase	CNPG3	AMY	*	-	U/L µkat/L
BUN Urea N	Urease/GLDH	BUN	411 147	304 - 518 108 - 185	mg/dL mmol/L
CA Calcium	o-Cresolphthalein Complexone	CA	2.06 8.25	1.71 - 2.41 6.85 - 9.65	mmol/L mg/dL
CL Chloride	Indirect IMT	CL	63.1 224	54.3 - 71.9 192 - 255	mmol/L mg/dL
CREA Creatinine	Modified Jaffe	CRE2	77.2 6.82	58.7 - 95.7 5.19 - 8.46	mg/dL mmol/L
	Enzymatic	ECREA	*	-	mg/dL mmol/L
GLUC Glucose	Hexokinase	GLU	*	-	mg/dL mmol/L
MG Magnesium	Methylthymol Blue	MG	*	-	mmol/L mg/dL
PO3 Phosphorus	Phosphomolybdate	PHOS	25.5 8.23	19.9 - 31.1 6.42 - 10.0	mg/dL mmol/L
K Potassium	Indirect IMT	K	32.5 127	27.0 - 38.0 105 - 149	mmol/L mg/dL
Na Sodium	Indirect IMT	NA	78.7 181	68.5 - 88.9 157 - 204	mmol/L mg/dL
TP Total Protein	Pyrogallol Red	UCFP	14.3 143	10.9 - 17.7 109 - 177	mg/dL mg/L
UREA Urea	Urease/GLDH	BUN	880 147	651 - 1109 108 - 185	mg/dL mmol/L
UA Uric Acid	Uricase	URCA	9.65 574	7.14 - 12.2 425 - 723	mg/dL µmol/L

* not available at time of printing



DiaSys Diagnostic Systems GmbH
Alte Strasse 9 65558 Holzheim Germany
www.diasys-diagnostics.com