


# TruLab L Level 2

**LOT** 33894

Cat. No. 5 9030 99 10 065 ( 3 x 3 mL)

 2025-09-30



Updated sheets: [www.diasys-diagnostics.com/service-area/value-sheets/](http://www.diasys-diagnostics.com/service-area/value-sheets/)

Value sheet version: 3

Short Name / Analyte	Method	Reagent ID	Value	Range	Unit	
<b>APOA1</b> Apolipoprotein A1	Immunoturbidimetric	1 7102	146	117 - 175	mg/dL	
			1.46	1.17 - 1.75	g/L	
<b>APOB</b> Apolipoprotein B	Immunoturbidimetric	1 7112	126	101 - 151	mg/dL	
			1.26	1.01 - 1.51	g/L	
<b>CHOL</b> Cholesterol	CHOD-PAP	1 1300 +	264	227 - 300	mg/dL	
			1 1350	6.82	5.86 - 7.77	mmol/L
		1 1350	2.64	2.27 - 3.00	g/L	
<b>HDLC</b> HDL-Cholesterol	Immunoinhibition	1 3521	57.8	46.2 - 69.4	mg/dL	
			1.49	1.20 - 1.79	mmol/L	
			0.578	0.462 - 0.694	g/L	
	Direct, colorimetric	1 3561	56.4	45.2 - 67.7	mg/dL	
			1.46	1.17 - 1.75	mmol/L	
			0.564	0.452 - 0.677	g/L	
	CHOD-PAP Precipitant	1 1300 +	54.2	43.4 - 65.0	mg/dL	
			1 3540	1.40	1.12 - 1.68	mmol/L
1 3540	1 3540	0.542	0.434 - 0.650	g/L		
<b>LDLC</b> LDL-Cholesterol	Homogenous Select, TruCal Lipid	1 4121	151	121 - 181	mg/dL	
			3.90	3.12 - 4.68	mmol/L	
			1.51	1.21 - 1.81	g/L	
	Direct, colorimetric	1 4131	165	132 - 198	mg/dL	
			4.27	3.42 - 5.13	mmol/L	
			1.65	1.32 - 1.98	g/L	
	CHOD-PAP Precipitant	1 1300 +	175	140 - 210	mg/dL	
			1 4330	4.53	3.62 - 5.44	mmol/L
1 4330	1 4330	1.75	1.40 - 2.10	g/L		
<b>Lp-PLA<sub>2</sub></b> Lipoprotein-associated phospholipase A2	Colorimetric	1 7181	931	745 - 1117	U/L	
			reconstitution volume.: 1.0 mL	15.5	12.4 - 18.6	µkat/L
	Colorimetric	1 7181	698	558 - 838	U/L	
			reconstitution volume.: 1.5 mL	11.6	9.31 - 14.0	µkat/L
<b>NEFA</b> Non-esterified fatty acids	Enzymatic	1 5781	59.8	47.8 - 71.8	mg/dL	
			2.12	1.69 - 2.54	mmol/L	
			0.598	0.478 - 0.718	g/L	
<b>PL</b> Phospholipids	Enzymatic	1 5741	273	219 - 328	mg/dL	
			3.53	2.82 - 4.23	mmol/L	
			2.73	2.19 - 3.28	g/L	
<b>TRIG</b> Triglycerides	GPO-PAP	1 5760	242	193 - 290	mg/dL	
			1 5710	2.72	2.18 - 3.27	mmol/L
			2.42	1.93 - 2.90	g/L	



DiaSys Diagnostic Systems GmbH  
 Alte Strasse 9 65558 Holzheim Germany  
[www.diasys-diagnostics.com](http://www.diasys-diagnostics.com)

## TruLab L Level 2

LOT 33894

Cat. No. 5 9030 99 10 065 ( 3 x 3 mL)



2025-09-30

respons<sup>®</sup>910Updated sheets: [www.diasys-diagnostics.com/service-area/value-sheets/](http://www.diasys-diagnostics.com/service-area/value-sheets/)

Value sheet version: 3

Short Name / Analyte	Method	Reagent ID	Value	Range	Unit
<b>APOA1</b>	Immunoturbidimetric	1 7102	146	117 - 175	mg/dL
Apolipoprotein A1			1.46	1.17 - 1.75	g/L
<b>APOB</b>	Immunoturbidimetric	1 7112	126	101 - 151	mg/dL
Apolipoprotein B			1.26	1.01 - 1.51	g/L
<b>CHOL</b>	CHOD-PAP	1 1300 +	264	227 - 300	mg/dL
Cholesterol		1 1350	6.82	5.86 - 7.77	mmol/L
			2.64	2.27 - 3.00	g/L
<b>HDLC</b>	Immunoinhibition	1 3521	57.8	46.2 - 69.4	mg/dL
HDL-Cholesterol			1.49	1.20 - 1.79	mmol/L
			0.578	0.462 - 0.694	g/L
	Direct, colorimetric	1 3561	56.4	45.2 - 67.7	mg/dL
			1.46	1.17 - 1.75	mmol/L
			0.564	0.452 - 0.677	g/L
<b>LDLC</b>	Homogenous Select, TruCal Lipid	1 4121	151	121 - 181	mg/dL
LDL-Cholesterol			3.90	3.12 - 4.68	mmol/L
			1.51	1.21 - 1.81	g/L
	Direct, colorimetric	1 4131	165	132 - 198	mg/dL
			4.27	3.42 - 5.13	mmol/L
			1.65	1.32 - 1.98	g/L
<b>Lp-PLA<sub>2</sub></b>	Colorimetric	1 7181	931	745 - 1117	U/L
Lipoprotein-associated phospholipase A2	reconstitution volume.: 1.0 mL		15.5	12.4 - 18.6	µkat/L
	Colorimetric	1 7181	698	558 - 838	U/L
	reconstitution volume.: 1.5 mL		11.6	9.31 - 14.0	µkat/L
<b>NEFA</b>	Enzymatic	1 5781	59.8	47.8 - 71.8	mg/dL
Non-esterified fatty acids			2.12	1.69 - 2.54	mmol/L
			0.598	0.478 - 0.718	g/L
<b>PL</b>	Enzymatic	1 5741	273	219 - 328	mg/dL
Phospholipids			3.53	2.82 - 4.23	mmol/L
			2.73	2.19 - 3.28	g/L
<b>TRIG</b>	GPO-PAP	1 5760	242	193 - 290	mg/dL
Triglycerides		1 5710	2.72	2.18 - 3.27	mmol/L
			2.42	1.93 - 2.90	g/L




DiaSys Diagnostic Systems GmbH  
 Alte Strasse 9 65558 Holzheim Germany  
[www.diasys-diagnostics.com](http://www.diasys-diagnostics.com)

# TruLab L Level 2

**LOT** 33894

Cat. No. 5 9030 99 10 065 ( 3 x 3 mL)

 2025-09-30

**respons<sup>®</sup>920**



Updated sheets: [www.diasys-diagnostics.com/service-area/value-sheets/](http://www.diasys-diagnostics.com/service-area/value-sheets/)

Value sheet version: 3

Short Name / Analyte	Method	Reagent ID	Value	Range	1SD	Unit
<b>APOA1</b>	Immunoturbidimetric	1 7102	146	117 - 175	9.73	mg/dL
Apolipoprotein A1			1.46	1.17 - 1.75	0.097	g/L
<b>APOB</b>	Immunoturbidimetric	1 7112	126	101 - 151	8.41	mg/dL
Apolipoprotein B			1.26	1.01 - 1.51	0.084	g/L
<b>CHOL</b>	CHOD-PAP	1 1300 +	264	227 - 300	12.3	mg/dL
Cholesterol		1 1350	6.82	5.86 - 7.77	0.318	mmol/L
			2.64	2.27 - 3.00	0.123	g/L
<b>HDLc</b>	Immunoinhibition	1 3521	57.8	46.2 - 69.4	3.85	mg/dL
HDL-Cholesterol			1.49	1.20 - 1.79	0.100	mmol/L
			0.578	0.462 - 0.694	0.039	g/L
	Direct, colorimetric	1 3561	56.4	45.2 - 67.7	3.76	mg/dL
			1.46	1.17 - 1.75	0.097	mmol/L
			0.564	0.452 - 0.677	0.038	g/L
<b>LDLc</b>	Homogenous Select, TruCal Lipid	1 4121	149	120 - 179	9.96	mg/dL
LDL-Cholesterol			3.87	3.09 - 4.64	0.258	mmol/L
			1.49	1.20 - 1.79	0.100	g/L
	Direct, colorimetric	1 4131	169	136 - 203	11.3	mg/dL
			4.38	3.50 - 5.26	0.292	mmol/L
			1.69	1.36 - 2.03	0.113	g/L
<b>TRIG</b>	GPO-PAP	1 5760	242	193 - 290	16.1	mg/dL
Triglycerides		1 5710	2.72	2.18 - 3.27	0.182	mmol/L
			2.42	1.93 - 2.90	0.161	g/L




DiaSys Diagnostic Systems GmbH  
 Alte Strasse 9 65558 Holzheim Germany  
[www.diasys-diagnostics.com](http://www.diasys-diagnostics.com)

# TruLab L Level 2

**LOT 33894**

Cat. No. 5 9030 99 10 065 ( 3 x 3 mL)

 2025-09-30

**respons<sup>®</sup>940**

 **IVD**

Updated sheets: [www.diasys-diagnostics.com/service-area/value-sheets/](http://www.diasys-diagnostics.com/service-area/value-sheets/)

Value sheet version: 3

Short Name / Analyte	Method	Reagent ID	Value	Range	1SD	Unit	
<b>APOA1</b> Apolipoprotein A1	Immunoturbidimetric	1 7102	146	117 - 175	9.73	mg/dL	
			1.46	1.17 - 1.75	0.097	g/L	
<b>APOB</b> Apolipoprotein B	Immunoturbidimetric	1 7112	126	101 - 151	8.41	mg/dL	
			1.26	1.01 - 1.51	0.084	g/L	
<b>CHOL</b> Cholesterol	CHOD-PAP	1 1300 +	264	227 - 300	12.3	mg/dL	
			1 1350	6.82	5.86 - 7.77	0.318	mmol/L
			2.64	2.27 - 3.00	0.123	g/L	
<b>HDLc</b> HDL-Cholesterol	Immunoinhibition	1 3521	57.8	46.2 - 69.4	3.85	mg/dL	
			1.49	1.20 - 1.79	0.100	mmol/L	
			0.578	0.462 - 0.694	0.039	g/L	
	Direct, colorimetric	1 3561	56.4	45.2 - 67.7	3.76	mg/dL	
			1.46	1.17 - 1.75	0.097	mmol/L	
			0.564	0.452 - 0.677	0.038	g/L	
<b>LDLc</b> LDL-Cholesterol	Homogenous Select, TruCal Lipid	1 4121	149	120 - 179	9.96	mg/dL	
			3.87	3.09 - 4.64	0.258	mmol/L	
			1.49	1.20 - 1.79	0.100	g/L	
	Direct, colorimetric	1 4131	169	136 - 203	11.3	mg/dL	
			4.38	3.50 - 5.26	0.292	mmol/L	
			1.69	1.36 - 2.03	0.113	g/L	
<b>TRIG</b> Triglycerides	GPO-PAP	1 5760	242	193 - 290	16.1	mg/dL	
			1 5710	2.72	2.18 - 3.27	0.182	mmol/L
			2.42	1.93 - 2.90	0.161	g/L	




DiaSys Diagnostic Systems GmbH  
 Alte Strasse 9 65558 Holzheim Germany  
[www.diasys-diagnostics.com](http://www.diasys-diagnostics.com)

# TruLab L Level 2

**LOT** 33894

Cat. No. 5 9030 99 10 065 ( 3 x 3 mL)

 2025-09-30

**BioMajesty®**

 **IVD**

Updated sheets: [www.diasys-diagnostics.com/service-area/value-sheets/](http://www.diasys-diagnostics.com/service-area/value-sheets/)

Value sheet version: 3

Short Name / Analyte	Method	Reagent ID	Value	Range	1SD	Unit
<b>APOA1</b> Apolipoprotein A1	Immunoturbidimetric	1 7102	146	117 - 175	9.73	mg/dL
			1.46	1.17 - 1.75	0.097	g/L
<b>APOB</b> Apolipoprotein B	Immunoturbidimetric	1 7112	126	101 - 151	8.41	mg/dL
			1.26	1.01 - 1.51	0.084	g/L
<b>CHOL</b> Cholesterol	CHOD-PAP	1 1300 + 1 1350	264	227 - 300	12.3	mg/dL
			6.82	5.86 - 7.77	0.318	mmol/L
			2.64	2.27 - 3.00	0.123	g/L
<b>HDLC</b> HDL-Cholesterol	Immunoinhibition	1 3521	57.8	46.2 - 69.4	3.85	mg/dL
			1.49	1.20 - 1.79	0.100	mmol/L
	Direct, colorimetric	1 3561	0.578	0.462 - 0.694	0.039	g/L
			56.4	45.2 - 67.7	3.76	mg/dL
			1.46	1.17 - 1.75	0.097	mmol/L
<b>LDLC</b> LDL-Cholesterol	Homogenous Select, TruCal Lipid	1 4121	0.564	0.452 - 0.677	0.038	g/L
			151	121 - 181	10.1	mg/dL
			3.90	3.12 - 4.68	0.260	mmol/L
Direct, colorimetric	1 4131	1.51	1.21 - 1.81	0.101	g/L	
		165	132 - 198	11.0	mg/dL	
		4.27	3.42 - 5.13	0.285	mmol/L	
<b>NEFA</b> Non-esterified fatty acids	Enzymatic	1 5781	1.65	1.32 - 1.98	0.110	g/L
			59.8	47.8 - 71.8	3.99	mg/dL
			2.12	1.69 - 2.54	0.141	mmol/L
<b>PL</b> Phospholipids	Enzymatic	1 5741	0.598	0.478 - 0.718	0.040	g/L
			273	219 - 328	18.2	mg/dL
			3.53	2.82 - 4.23	0.235	mmol/L
<b>TRIG</b> Triglycerides	GPO-PAP	1 5760 1 5710	2.73	2.19 - 3.28	0.182	g/L
			242	193 - 290	16.1	mg/dL
			2.72	2.18 - 3.27	0.182	mmol/L
			2.42	1.93 - 2.90	0.161	g/L



DiaSys Diagnostic Systems GmbH  
 Alte Strasse 9 65558 Holzheim Germany  
[www.diasys-diagnostics.com](http://www.diasys-diagnostics.com)