

TruLab P

LOT 33773

Cat. No. 5 9050 99 10 061 (6 x 5 mL)
5 9050 99 10 062 (20 x 5 mL)



2026-03-31



Updated sheets: www.diasys-diagnostics.com/service-area/value-sheets/

Value sheet version: 2

Short Name / Analyte	Method	Reagent ID	Value	Range	Unit
ALB Albumin	Bromcresol green	1 0220	5.19 51.9	4.00 - 6.38 40.0 - 63.8	g/dL g/L
AP Alkaline phosphatase	IFCC 37°C	1 0441	176 2.93	132 - 220 2.20 - 3.66	U/L µkat/L
	DGKC 1970 37°C	1 0401	264 4.40	198 - 330 3.30 - 5.51	U/L µkat/L
ALT/GPT Alanine aminotransferase	IFCC, with pyridoxal phosphate 37°C	1 2701 +	120 2.00	92.3 - 147 1.54 - 2.46	U/L µkat/L
	without pyridoxal phosphate 37°C	1 2701	120 2.00	92.5 - 148 1.54 - 2.46	U/L µkat/L
AST/GOT Aspartate aminotransferase	IFCC, with pyridoxal phosphate 37°C	1 2601 +	154 2.57	119 - 190 1.98 - 3.17	U/L µkat/L
	without pyridoxal phosphate 37°C	1 2601	165 2.75	127 - 203 2.12 - 3.39	U/L µkat/L
AMY Amylase	EPS G-7	1 0501	222 3.70	178 - 266 2.96 - 4.44	U/L µkat/L
PAMY Pancreatic amylase	EPS G-7	1 0551	111 1.85	88.9 - 133 1.48 - 2.22	U/L µkat/L
APOA1 Apolipoprotein A1	Immunoturbidimetric	1 7102	214 2.14	172 - 257 1.72 - 2.57	mg/dL g/L
APOB Apolipoprotein B	Immunoturbidimetric	1 7112	111 1.11	88.4 - 133 0.884 - 1.33	mg/dL g/L
BILE Total Bile Acids	Enzymatic cycling method	1 2238	37.0	29.6 - 44.3	µmol/L
DBIL Direct Bilirubin	DCA	1 0821	1.80 30.7	1.33 - 2.26 22.7 - 38.7	mg/dL µmol/L
	Jendrassik-Grof	1 0849	2.65 45.4	1.96 - 3.34 33.6 - 57.1	mg/dL µmol/L
TBIL Total Bilirubin	DCA	1 0811	5.02 85.9	3.72 - 6.33 63.6 - 108	mg/dL µmol/L
	Jendrassik-Grof	1 0849	4.72 80.7	3.49 - 5.94 59.7 - 102	mg/dL µmol/L
CA Calcium	Arsenazo	1 1130	3.10 12.4	2.76 - 3.44 11.1 - 13.8	mmol/L mg/dL
	Phosponazo	1 1181	3.13 12.6	2.79 - 3.48 11.2 - 13.9	mmol/L mg/dL
CL Chloride	Colorimetric	1 1221	137 486	125 - 149 442 - 530	mmol/L mg/dL
CHOL Cholesterol	CHOD-PAP	1 1300 +	220 5.70	189 - 251 4.90 - 6.50	mg/dL mmol/L
CHE Cholinesterase	Butyrylthiocholin	1 1401	8958 149	7346 - 10571 122 - 176	U/L µkat/L
CK Creatine kinase	DGKC, IFCC 37°C	1 1601	233 3.88	186 - 280 3.11 - 4.66	U/L µkat/L

TruLab P

LOT 33773



Cat. No. 5 9050 99 10 061 (6 x 5 mL)
5 9050 99 10 062 (20 x 5 mL)



2026-03-31



Updated sheets: www.diasys-diagnostics.com/service-area/value-sheets/

Value sheet version: 2

Short Name / Analyte	Method	Reagent ID	Value	Range	Unit		
CKMB Creatine kinase	mAK, Immunological method, 37°C	1 1641	51.9	41.5 - 62.3	U/L		
			0.865	0.692 - 1.04	µkat/L		
CREA Creatinine	Jaffé, without compensation	1 1711	5.04	3.93 - 6.14	mg/dL		
	Jaffé, with compensation	1 1711	445	347 - 543	µmol/L		
	Enzymatic PAP	1 1759	5.30	4.13 - 6.46	mg/dL		
			468	365 - 571	µmol/L		
GGT γ-Glutamyltransferase	IFCC, DGKC 1994 37°C	1 2801	5.19	4.05 - 6.33	mg/dL		
			459	358 - 560	µmol/L		
	Szasz 37°C	1 2801	95.6	74.5 - 117	U/L		
			1.59	1.24 - 1.94	µkat/L		
			1.41	1.10 - 1.72	µkat/L		
GLDH Glutamat dehydrogenase	DGKC 1970 37°C	1 2411	25.7	20.6 - 30.9	U/L		
			0.429	0.343 - 0.514	µkat/L		
GLUC Glucose	GOD-PAP	1 2500 +	288	242 - 334	mg/dL		
			1 2550	16.0	13.4 - 18.6	mmol/L	
	HK/G6P-DH	1 2511	286	240 - 332	mg/dL		
			15.9	13.3 - 18.4	mmol/L		
HBDH α-Hydroxybutyrate dehydro.	DGKC 37°C	1 3201	246	197 - 296	U/L		
			4.11	3.29 - 4.93	µkat/L		
HDLC HDL-Cholesterol	Immuno-inhibition	1 3521	59.7	47.7 - 71.6	mg/dL		
			1.54	1.23 - 1.85	mmol/L		
	Direct, colorimetric	1 3561	66.5	53.2 - 79.8	mg/dL		
			1.72	1.38 - 2.06	mmol/L		
HBUT β-Hydroxybutyrate	β-HBDH / Diaphorase 37°C	1 3701	1.03	0.822 - 1.23	mmol/L		
			10.7	8.55 - 12.8	mg/dL		
	β-HBDH 37°C	1 3711	1.06	0.847 - 1.27	mmol/L		
			11.0	8.81 - 13.2	mg/dL		
IgA Immunoglobulin A	Immunoturbidimetric	1 7202	260	197 - 322	mg/dL		
			2.60	1.97 - 3.22	g/L		
IgE Immunoglobulin E	Immunoturbidimetric	1 7239	113	90.2 - 135	IU/mL		
			271	216 - 325	ng/mL		
IgG Immunoglobulin G	Immunoturbidimetric	1 7212	1284	1028 - 1541	mg/dL		
			12.8	10.3 - 15.4	g/L		
IgM Immunoglobulin M	Immunoturbidimetric	1 7222	121	87.5 - 156	mg/dL		
			1.21	0.875 - 1.56	g/L		
FE Iron	Ferene	1 1911	236	203 - 269	µg/dL		
			42.2	36.3 - 48.1	µmol/L		
LACT Lactate	LDH UV	1 4001	35.5	28.1 - 43.0	mg/dL		
			3.95	3.12 - 4.77	mmol/L		
LDH Lactate dehydrogenase	IFCC, DGKC 1994 37°C	1 4211	282	231 - 333	U/L		
			4.70	3.86 - 5.55	µkat/L		
	DGKC opt. 1970 37°C	1 4201	474	389 - 560	U/L		
			7.90	6.48 - 9.33	µkat/L		
IFCC, modified	1 4251	281	230 - 331	U/L			
		4.68	3.83 - 5.52	µkat/L			

TruLab P

LOT 33773

Cat. No. 5 9050 99 10 061 (6 x 5 mL)
5 9050 99 10 062 (20 x 5 mL)



2026-03-31



Updated sheets: www.diasys-diagnostics.com/service-area/value-sheets/

Value sheet version: 2

Short Name / Analyte	Method	Reagent ID	Value	Range	Unit
LDLC LDL-Cholesterol	Homogenous Select, TruCal Lipid	1 4121	124	99.2 - 149	mg/dL
			3.21	2.57 - 3.85	mmol/L
	Direct, colorimetric	1 4131	132	106 - 159	mg/dL
			3.42	2.73 - 4.10	mmol/L
LPS Lipase	Colorimetric	1 4321	96.4	77.1 - 116	U/L
			1.61	1.28 - 1.93	µkat/L
MG Magnesium	Xylidyl blue	1 4610	1.95	1.64 - 2.26	mmol/L
			4.74	3.98 - 5.50	mg/dL
PL Phospholipids	Enzymatic	1 5741	252	202 - 303	mg/dL
			3.25	2.60 - 3.91	mmol/L
PO3 Phosphorus	Molybdate UV, substrate start	1 5211	7.66	6.28 - 9.04	mg/dL
			2.47	2.03 - 2.92	mmol/L
	Molybdate UV, sample start	1 5211	7.56	6.20 - 8.92	mg/dL
			2.44	2.00 - 2.88	mmol/L
K Potassium	Enzymatic	1 5221	7.36	6.70 - 8.03	mmol/L
			28.8	26.2 - 31.4	mg/dL
Na Sodium	Enzymatic	1 4808	152	143 - 161	mmol/L
			350	329 - 371	mg/dL
TP Total Protein	Biuret, without sample blank	1 2311	9.36	8.33 - 10.4	g/dL
			93.6	83.3 - 104	g/L
	Biuret, with sample blank	1 2311	8.50	7.56 - 9.43	g/dL
			85.0	75.6 - 94.3	g/L
TRF Transferrin	Immunoturbidimetric	1 7252	316	253 - 379	mg/dL
			3.16	2.53 - 3.79	g/L
TRIG Triglycerides	GPO-PAP	1 5760	196	161 - 231	mg/dL
		1 5710	2.21	1.81 - 2.61	mmol/L
UREA Urea	Urease UV	1 3101	153	119 - 186	mg/dL
			25.4	19.8 - 31.0	mmol/L
	Colorimetric, Berthelot	1 3115	154	120 - 188	mg/dL
			25.7	20.0 - 31.3	mmol/L
UA Uric Acid	TBHBA	1 3021	7.93	6.82 - 9.04	mg/dL
			471	405 - 537	µmol/L
	TOOS	1 3001	8.10	6.96 - 9.23	mg/dL
			482	414 - 549	µmol/L



DiaSys Diagnostic Systems GmbH
Alte Strasse 9 65558 Holzheim Germany
www.diasys-diagnostics.com

TruLab P

LOT 33773



Cat. No. 5 9050 99 10 061 (6 x 5 mL)
5 9050 99 10 062 (20 x 5 mL)



2026-03-31



Updated sheets: www.diasys-diagnostics.com/service-area/value-sheets/

Value sheet version: 2

Short Name / Analyte	Method	Reagent ID	Value	Range	Unit
GLUC	Amperometric	Biosensor	315	265 - 366	mg/dL
Glucose			17.5	14.7 - 20.3	mmol/L
LACT	Amperometric	Biosensor	42.6	33.6 - 51.5	mg/dL
Lactate			4.72	3.73 - 5.71	mmol/L



DiaSys Diagnostic Systems GmbH
Alte Strasse 9 65558 Holzheim Germany
www.diasys-diagnostics.com

TruLab P

LOT 33773



Cat. No. 5 9050 99 10 061 (6 x 5 mL)
5 9050 99 10 062 (20 x 5 mL)

 2026-03-31

respons[®]910



Updated sheets: www.diasys-diagnostics.com/service-area/value-sheets/

Value sheet version: 2

Short Name / Analyte	Method	Reagent ID	Value	Range	Unit
ALB Albumin	Bromcresol green	1 0220	5.19 51.9	4.00 - 6.38 40.0 - 63.8	g/dL g/L
AP Alkaline phosphatase	IFCC 37°C	1 0441	176 2.93	132 - 220 2.20 - 3.66	U/L µkat/L
ALT/GPT Alanine aminotransferase	IFCC, with pyridoxal phosphate 37°C	1 2701 +	120	92.3 - 147	U/L
	without pyridoxal phosphate 37°C	2 5010 1 2701	2.00 120	1.54 - 2.46 92.5 - 148	µkat/L U/L
			2.00	1.54 - 2.46	µkat/L
AST/GOT Aspartate aminotransferase	IFCC, with pyridoxal phosphate 37°C	1 2601 +	154	119 - 190	U/L
	without pyridoxal phosphate 37°C	2 5010 1 2601	2.57 165	1.98 - 3.17 127 - 203	µkat/L U/L
			2.75	2.12 - 3.39	µkat/L
AMY Amylase	EPS G-7	1 0501	222 3.70	178 - 266 2.96 - 4.44	U/L µkat/L
PAMY Pancreatic amylase	EPS G-7	1 0551	111 1.85	88.9 - 133 1.48 - 2.22	U/L µkat/L
APOA1 Apolipoprotein A1	Immunoturbidimetric	1 7102	214 2.14	172 - 257 1.72 - 2.57	mg/dL g/L
APOB Apolipoprotein B	Immunoturbidimetric	1 7112	111 1.11	88.4 - 133 0.884 - 1.33	mg/dL g/L
BILE Total Bile Acids	Enzymatic cycling method	1 2238	37.0	29.6 - 44.3	µmol/L
DBIL Direct Bilirubin	DCA	1 0821	1.80 30.7	1.33 - 2.26 22.7 - 38.7	mg/dL µmol/L
TBIL Total Bilirubin	DCA	1 0811	5.02 85.9	3.72 - 6.33 63.6 - 108	mg/dL µmol/L
CA Calcium	Phosphonazo	1 1181	3.13 12.6	2.79 - 3.48 11.2 - 13.9	mmol/L mg/dL
CL Chloride	Colorimetric	1 1221	137 486	125 - 149 442 - 530	mmol/L mg/dL
CHOL Cholesterol	CHOD-PAP	1 1300	220 5.70	189 - 251 4.90 - 6.50	mg/dL mmol/L
CHE Cholinesterase	Butyrylthiocholin	1 1401	8958 149	7346 - 10571 122 - 176	U/L µkat/L
CK Creatine kinase	DGKC, IFCC 37°C	1 1601	233 3.88	186 - 280 3.11 - 4.66	U/L µkat/L
CKMB Creatine kinase	mAK, Immunological method, 37°C	1 1641	51.9 0.865	41.5 - 62.3 0.692 - 1.04	U/L µkat/L
CREA Creatinine	Jaffé, without compensation	1 1711	5.04 445	3.93 - 6.14 347 - 543	mg/dL µmol/L
	Jaffé, with compensation	1 1711	5.30 468	4.13 - 6.46 365 - 571	mg/dL µmol/L
	Enzymatic PAP	1 1759	5.19 459	4.05 - 6.33 358 - 560	mg/dL µmol/L
GGT γ-Glutamyltransferase	IFCC, DGKC 1994 37°C	1 2801	95.6 1.59	74.5 - 117 1.24 - 1.94	U/L µkat/L
GLUC Glucose	GOD-PAP	1 2500	288 16.0	242 - 334 13.4 - 18.6	mg/dL mmol/L
	HK/G6P-DH	1 2511	286 15.9	240 - 332 13.3 - 18.4	mg/dL mmol/L
HDLC HDL-Cholesterol	Immunoinhibition	1 3521	59.7 1.54	47.7 - 71.6 1.23 - 1.85	mg/dL mmol/L
	Direct, colorimetric	1 3561	66.5 1.72	53.2 - 79.8 1.38 - 2.06	mg/dL mmol/L

TruLab P

LOT 33773



Cat. No. 5 9050 99 10 061 (6 x 5 mL)
5 9050 99 10 062 (20 x 5 mL)

 2026-03-31

respons⁹¹⁰



Updated sheets: www.diasys-diagnostics.com/service-area/value-sheets/

Value sheet version: 2

Short Name / Analyte	Method	Reagent ID	Value	Range	Unit
HBUT β-Hydroxybutyrate	β-HBDH 37°C	1 3711	1.06 11.0	0.847 - 1.27 8.81 - 13.2	mmol/L mg/dL
IgA Immunoglobulin A	Immunoturbidimetric	1 7202	260 2.60	197 - 322 1.97 - 3.22	mg/dL g/L
IgE Immunoglobulin E	Immunoturbidimetric	1 7239	113 271	90.2 - 135 216 - 325	IU/mL ng/mL
IgG Immunoglobulin G	Immunoturbidimetric	1 7212	1284 12.8	1028 - 1541 10.3 - 15.4	mg/dL g/L
IgM Immunoglobulin M	Immunoturbidimetric	1 7222	121 1.21	87.5 - 156 0.875 - 1.56	mg/dL g/L
FE Iron	Ferene	1 1911	236 42.2	203 - 269 36.3 - 48.1	µg/dL µmol/L
LACT Lactate	LDH UV	1 4001	35.5 3.95	28.1 - 43.0 3.12 - 4.77	mg/dL mmol/L
LDH Lactate dehydrogenase	IFCC, DGKC 1994 37°C	1 4211	282 4.70	231 - 333 3.86 - 5.55	U/L µkat/L
	IFCC, modified	1 4251	281 4.68	230 - 331 3.83 - 5.52	U/L µkat/L
LDLC LDL-Cholesterol	Homogenous Select, TruCal Lipid	1 4121	124 3.21	99.2 - 149 2.57 - 3.85	mg/dL mmol/L
	Direct, colorimetric	1 4131	132 3.42	106 - 159 2.73 - 4.10	mg/dL mmol/L
LPS Lipase	Colorimetric	1 4321	96.4 1.61	77.1 - 116 1.28 - 1.93	U/L µkat/L
			MG Magnesium	Xylidyl blue	1 4610
PL Phospholipids	Enzymatic	1 5741	252 3.25	202 - 303 2.60 - 3.91	mg/dL mmol/L
			PO3 Phosphorus	Molybdate UV	1 5211
K Potassium	Enzymatic	1 5221	7.36 28.8	6.70 - 8.03 26.2 - 31.4	mmol/L mg/dL
			Na Sodium	Enzymatic	1 4808
TP Total Protein	Biuret, with sample blank	1 2311	8.50 85.0	7.56 - 9.43 75.6 - 94.3	g/dL g/L
			TRF Transferrin	Immunoturbidimetric	1 7252
TRIG Triglycerides	GPO-PAP	1 5710	196 2.21	161 - 231 1.81 - 2.61	mg/dL mmol/L
			UREA Urea	Urease UV	1 3101
UA Uric Acid	TOOS	1 3001	8.10 482	6.96 - 9.23 414 - 549	mg/dL µmol/L



DiaSys Diagnostic Systems GmbH
Alte Strasse 9 65558 Holzheim Germany
www.diasys-diagnostics.com

TruLab P

LOT 33773



Cat. No. 5 9050 99 10 061 (6 x 5 mL)
5 9050 99 10 062 (20 x 5 mL)

2026-03-31

respons[®] 920




Updated sheets: www.diasys-diagnostics.com/service-area/value-sheets/

Value sheet version: 2

Short Name / Analyte	Method	Reagent ID	Value	Range	1 SD	Unit
ALB Albumin	Bromcresol green	1 0220	5.19 51.9	4.00 - 6.38 40.0 - 63.8	0.398 3.98	g/dL g/L
AP Alkaline phosphatase	IFCC 37°C	1 0441	176 2.93	132 - 220 2.20 - 3.66	14.6 0.244	U/L µkat/L
ALT/GPT Alanine aminotransferase	IFCC, with pyridoxal phosphate 37°C	1 2701 +	120	92.3 - 147	9.19	U/L
	without pyridoxal phosphate 37°C	2 5010 1 2701	2.00 120	1.54 - 2.46 92.5 - 148	0.153 9.21	µkat/L U/L
			2.00	1.54 - 2.46	0.154	µkat/L
AST/GOT Aspartate aminotransferase	IFCC, with pyridoxal phosphate 37°C	1 2601 +	154	119 - 190	11.8	U/L
	without pyridoxal phosphate 37°C	2 5010 1 2601	2.57 165	1.98 - 3.17 127 - 203	0.197 12.7	µkat/L U/L
			2.75	2.12 - 3.39	0.211	µkat/L
AMY Amylase	EPS G-7	1 0501	222 3.70	178 - 266 2.96 - 4.44	14.8 0.247	U/L µkat/L
PAMY Pancreatic amylase	EPS G-7	1 0551	111 1.85	88.9 - 133 1.48 - 2.22	7.41 0.123	U/L µkat/L
APOA1 Apolipoprotein A1	Immunoturbidimetric	1 7102	214 2.14	172 - 257 1.72 - 2.57	14.3 0.143	mg/dL g/L
APOB Apolipoprotein B	Immunoturbidimetric	1 7112	111 1.11	88.4 - 133 0.884 - 1.33	7.37 0.074	mg/dL g/L
DBIL Direct Bilirubin	DCA	1 0821	1.80 30.7	1.33 - 2.26 22.7 - 38.7	0.156 2.66	mg/dL µmol/L
TBIL Total Bilirubin	DCA	1 0811	5.02 85.9	3.72 - 6.33 63.6 - 108	0.435 7.44	mg/dL µmol/L
CA Calcium	Phosphonazo	1 1181	3.13 12.6	2.79 - 3.48 11.2 - 13.9	0.115 0.461	mmol/L mg/dL
CL Chloride	Colorimetric	1 1221	137 486	125 - 149 442 - 530	4.11 14.6	mmol/L mg/dL
	Direct ISE	960405	139 495	127 - 152 450 - 539	4.18 14.8	mmol/L mg/dL
CHOL Cholesterol	CHOD-PAP	1 1300	220 5.70	189 - 251 4.90 - 6.50	10.3 0.266	mg/dL mmol/L
CHE Cholinesterase	Butyrylthiocholin	1 1401	8958 149	7346 - 10571 122 - 176	537 8.96	U/L µkat/L
CK Creatine kinase	DGKC, IFCC 37°C	1 1601	233 3.88	186 - 280 3.11 - 4.66	15.5 0.259	U/L µkat/L
CKMB Creatine kinase	mAK, Immunological method, 37°C	1 1641	51.9 0.865	41.5 - 62.3 0.692 - 1.04	3.46 0.058	U/L µkat/L
CREA Creatinine	Jaffé, without compensation	1 1711	5.04 445	3.93 - 6.14 347 - 543	0.369 32.7	mg/dL µmol/L
	Jaffé, with compensation	1 1711	5.30 468	4.13 - 6.46 365 - 571	0.389 34.3	mg/dL µmol/L
	Enzymatic PAP	1 1759	5.19 459	4.05 - 6.33 358 - 560	0.381 33.6	mg/dL µmol/L
GGT γ-Glutamyltransferase	IFCC, DGKC 1994 37°C	1 2801	95.6 1.59	74.5 - 117 1.24 - 1.94	7.01 0.117	U/L µkat/L
GLUC Glucose	GOD-PAP	1 2500	288 16.0	242 - 334 13.4 - 18.6	15.4 0.853	mg/dL mmol/L
	HK/G6P-DH	1 2511	286 15.9	240 - 332 13.3 - 18.4	15.3 0.847	mg/dL mmol/L
HDLC HDL-Cholesterol	Immuno-inhibition	1 3521	59.7 1.54	47.7 - 71.6 1.23 - 1.85	3.98 0.103	mg/dL mmol/L
	Direct, colorimetric	1 3561	66.5 1.72	53.2 - 79.8 1.38 - 2.06	4.43 0.115	mg/dL mmol/L

Cat. No. 5 9050 99 10 061 (6 x 5 mL)
5 9050 99 10 062 (20 x 5 mL)

 2026-03-31

respons[®] 920



Updated sheets: www.diasys-diagnostics.com/service-area/value-sheets/

Value sheet version: 2

Short Name / Analyte	Method	Reagent ID	Value	Range	1 SD	Unit
HBUT β-Hydroxybutyrate	β-HBDH 37°C	1 3711	1.06	0.847 - 1.27	0.071	mmol/L
			11.0	8.81 - 13.2	0.735	mg/dL
IgA Immunoglobulin A	Immunoturbidimetric	1 7202	260	197 - 322	20.8	mg/dL
			2.60	1.97 - 3.22	0.208	g/L
IgE Immunoglobulin E	Immunoturbidimetric	1 7239	113	90.2 - 135	7.51	IU/mL
			271	216 - 325	18.0	ng/mL
IgG Immunoglobulin G	Immunoturbidimetric	1 7212	1284	1028 - 1541	85.6	mg/dL
			12.8	10.3 - 15.4	0.856	g/L
IgM Immunoglobulin M	Immunoturbidimetric	1 7222	121	87.5 - 156	11.3	mg/dL
			1.21	0.875 - 1.56	0.113	g/L
FE Iron	Ferene	1 1911	233	200 - 266	10.9	µg/dL
			41.7	35.9 - 47.6	1.95	µmol/L
LACT Lactate	LDH UV	1 4001	35.5	28.1 - 43.0	2.49	mg/dL
			3.95	3.12 - 4.77	0.276	mmol/L
LDH Lactate dehydrogenase	IFCC, DGKC 1994 37°C	1 4211	282	231 - 333	16.9	U/L
			4.70	3.86 - 5.55	0.282	µkat/L
			281	230 - 331	16.8	U/L
LDLC LDL-Cholesterol	Homogenous Select, TruCal Lipid	1 4121	126	101 - 151	8.41	mg/dL
			3.26	2.61 - 3.92	0.218	mmol/L
			133	106 - 159	8.84	mg/dL
LPS Lipase	Colorimetric	1 4321	96.4	77.1 - 116	6.42	U/L
			1.61	1.28 - 1.93	0.107	µkat/L
LI Lithium	Direct ISE	960406	2.24	1.92 - 2.55	0.104	mmol/L
			1.55	1.34 - 1.77	0.072	mg/dL
MG Magnesium	Xylidyl blue	1 4610	1.95	1.64 - 2.26	0.104	mmol/L
			4.74	3.98 - 5.50	0.253	mg/dL
PO3 Phosphorus	Molybdate UV	1 5211	7.66	6.28 - 9.04	0.459	mg/dL
			2.47	2.03 - 2.92	0.148	mmol/L
K Potassium	Enzymatic	1 5221	7.36	6.70 - 8.03	0.221	mmol/L
			28.8	26.2 - 31.4	0.864	mg/dL
			6.92	6.30 - 7.54	0.208	mmol/L
Na Sodium	Direct ISE	960403	27.1	24.6 - 29.5	0.812	mg/dL
			152	143 - 161	3.05	mmol/L
			350	329 - 371	7.00	mg/dL
TP Total Protein	Biuret, with sample blank	1 2311	172	162 - 183	3.45	mmol/L
			396	372 - 420	7.92	mg/dL
			8.50	7.56 - 9.43	0.312	g/dL
TRF Transferrin	Immunoturbidimetric	1 7252	85.0	75.6 - 94.3	3.12	g/L
			316	253 - 379	21.1	mg/dL
TRIG Triglycerides	GPO-PAP	1 5710	3.16	2.53 - 3.79	0.211	g/L
			196	161 - 231	11.8	mg/dL
UREA Urea	Urease UV	1 3101	2.21	1.81 - 2.61	0.132	mmol/L
			153	119 - 186	11.2	mg/dL
UA Uric Acid	TOOS	1 3001	25.4	19.8 - 31.0	1.87	mmol/L
			8.10	6.96 - 9.23	0.378	mg/dL
			482	414 - 549	22.5	µmol/L



DiaSys Diagnostic Systems GmbH
Alte Strasse 9 65558 Holzheim Germany
www.diasys-diagnostics.com

TruLab P

LOT 33773



Cat. No. 5 9050 99 10 061 (6 x 5 mL)
5 9050 99 10 062 (20 x 5 mL)

2026-03-31

respons[®]940




Updated sheets: www.diasys-diagnostics.com/service-area/value-sheets/

Value sheet version: 2

Short Name / Analyte	Method	Reagent ID	Value	Range	1 SD	Unit
ALB Albumin	Bromcresol green	1 0220	5.19 51.9	4.00 - 6.38 40.0 - 63.8	0.398 3.98	g/dL g/L
AP Alkaline phosphatase	IFCC 37°C	1 0441	176 2.93	132 - 220 2.20 - 3.66	14.6 0.244	U/L µkat/L
ALT/GPT Alanine aminotransferase	IFCC, with pyridoxal phosphate 37°C	1 2701 +	120	92.3 - 147	9.19	U/L
	without pyridoxal phosphate 37°C	2 5010 1 2701	2.00 120	1.54 - 2.46 92.5 - 148	0.153 9.21	µkat/L U/L
			2.00	1.54 - 2.46	0.154	µkat/L
AST/GOT Aspartate aminotransferase	IFCC, with pyridoxal phosphate 37°C	1 2601 +	154	119 - 190	11.8	U/L
	without pyridoxal phosphate 37°C	2 5010 1 2601	2.57 165	1.98 - 3.17 127 - 203	0.197 12.7	µkat/L U/L
			2.75	2.12 - 3.39	0.211	µkat/L
AMY Amylase	EPS G-7	1 0501	222 3.70	178 - 266 2.96 - 4.44	14.8 0.247	U/L µkat/L
PAMY Pancreatic amylase	EPS G-7	1 0551	111 1.85	88.9 - 133 1.48 - 2.22	7.41 0.123	U/L µkat/L
APOA1 Apolipoprotein A1	Immunoturbidimetric	1 7102	214 2.14	172 - 257 1.72 - 2.57	14.3 0.143	mg/dL g/L
APOB Apolipoprotein B	Immunoturbidimetric	1 7112	111 1.11	88.4 - 133 0.884 - 1.33	7.37 0.074	mg/dL g/L
DBIL Direct Bilirubin	DCA	1 0821	1.80 30.7	1.33 - 2.26 22.7 - 38.7	0.156 2.66	mg/dL µmol/L
TBIL Total Bilirubin	DCA	1 0811	5.02 85.9	3.72 - 6.33 63.6 - 108	0.435 7.44	mg/dL µmol/L
CA Calcium	Phosphonazo	1 1181	3.13 12.6	2.79 - 3.48 11.2 - 13.9	0.115 0.461	mmol/L mg/dL
CL Chloride	Colorimetric	1 1221	137 486	125 - 149 442 - 530	4.11 14.6	mmol/L mg/dL
	Direct ISE	960405	139 495	127 - 152 450 - 539	4.18 14.8	mmol/L mg/dL
CHOL Cholesterol	CHOD-PAP	1 1300	220 5.70	189 - 251 4.90 - 6.50	10.3 0.266	mg/dL mmol/L
CHE Cholinesterase	Butyrylthiocholin	1 1401	8958 149	7346 - 10571 122 - 176	537 8.96	U/L µkat/L
CK Creatine kinase	DGKC, IFCC 37°C	1 1601	233 3.88	186 - 280 3.11 - 4.66	15.5 0.259	U/L µkat/L
CKMB Creatine kinase	mAK, Immunological method, 37°C	1 1641	51.9 0.865	41.5 - 62.3 0.692 - 1.04	3.46 0.058	U/L µkat/L
CREA Creatinine	Jaffé, without compensation	1 1711	5.04 445	3.93 - 6.14 347 - 543	0.369 32.7	mg/dL µmol/L
	Jaffé, with compensation	1 1711	5.30 468	4.13 - 6.46 365 - 571	0.389 34.3	mg/dL µmol/L
	Enzymatic PAP	1 1759	5.19 459	4.05 - 6.33 358 - 560	0.381 33.6	mg/dL µmol/L
GGT γ-Glutamyltransferase	IFCC, DGKC 1994 37°C	1 2801	95.6 1.59	74.5 - 117 1.24 - 1.94	7.01 0.117	U/L µkat/L
GLUC Glucose	GOD-PAP	1 2500	288 16.0	242 - 334 13.4 - 18.6	15.4 0.853	mg/dL mmol/L
	HK/G6P-DH	1 2511	286 15.9	240 - 332 13.3 - 18.4	15.3 0.847	mg/dL mmol/L
HDLC HDL-Cholesterol	Immunoinhibition	1 3521	59.7 1.54	47.7 - 71.6 1.23 - 1.85	3.98 0.103	mg/dL mmol/L
	Direct, colorimetric	1 3561	66.5 1.72	53.2 - 79.8 1.38 - 2.06	4.43 0.115	mg/dL mmol/L

Cat. No. 5 9050 99 10 061 (6 x 5 mL)
5 9050 99 10 062 (20 x 5 mL)

 2026-03-31

respons[®]940



Updated sheets: www.diasys-diagnostics.com/service-area/value-sheets/

Value sheet version: 2

Short Name / Analyte	Method	Reagent ID	Value	Range	1 SD	Unit
HBUT β-Hydroxybutyrate	β-HBDH 37°C	1 3711	1.06	0.847 - 1.27	0.071	mmol/L
			11.0	8.81 - 13.2	0.735	mg/dL
IgA Immunoglobulin A	Immunoturbidimetric	1 7202	260	197 - 322	20.8	mg/dL
			2.60	1.97 - 3.22	0.208	g/L
IgE Immunoglobulin E	Immunoturbidimetric	1 7239	113	90.2 - 135	7.51	IU/mL
			271	216 - 325	18.0	ng/mL
IgG Immunoglobulin G	Immunoturbidimetric	1 7212	1284	1028 - 1541	85.6	mg/dL
			12.8	10.3 - 15.4	0.856	g/L
IgM Immunoglobulin M	Immunoturbidimetric	1 7222	121	87.5 - 156	11.3	mg/dL
			1.21	0.875 - 1.56	0.113	g/L
FE Iron	Ferene	1 1911	233	200 - 266	10.9	µg/dL
			41.7	35.9 - 47.6	1.95	µmol/L
LACT Lactate	LDH UV	1 4001	35.5	28.1 - 43.0	2.49	mg/dL
			3.95	3.12 - 4.77	0.276	mmol/L
LDH Lactate dehydrogenase	IFCC, DGKC 1994 37°C	1 4211	282	231 - 333	16.9	U/L
			4.70	3.86 - 5.55	0.282	µkat/L
			281	230 - 331	16.8	U/L
LDLC LDL-Cholesterol	Homogenous Select, TruCal Lipid	1 4121	126	101 - 151	8.41	mg/dL
			3.26	2.61 - 3.92	0.218	mmol/L
			133	106 - 159	8.84	mg/dL
LPS Lipase	Colorimetric	1 4321	96.4	77.1 - 116	6.42	U/L
			1.61	1.28 - 1.93	0.107	µkat/L
LI Lithium	Direct ISE	960406	2.24	1.92 - 2.55	0.104	mmol/L
			1.55	1.34 - 1.77	0.072	mg/dL
MG Magnesium	Xylidyl blue	1 4610	1.95	1.64 - 2.26	0.104	mmol/L
			4.74	3.98 - 5.50	0.253	mg/dL
PO3 Phosphorus	Molybdate UV	1 5211	7.66	6.28 - 9.04	0.459	mg/dL
			2.47	2.03 - 2.92	0.148	mmol/L
K Potassium	Enzymatic	1 5221	7.36	6.70 - 8.03	0.221	mmol/L
			28.8	26.2 - 31.4	0.864	mg/dL
			6.92	6.30 - 7.54	0.208	mmol/L
Na Sodium	Direct ISE	960403	27.1	24.6 - 29.5	0.812	mg/dL
			152	143 - 161	3.05	mmol/L
			350	329 - 371	7.00	mg/dL
TP Total Protein	Biuret, with sample blank	1 2311	172	162 - 183	3.45	mmol/L
			396	372 - 420	7.92	mg/dL
			8.50	7.56 - 9.43	0.312	g/dL
TRF Transferrin	Immunoturbidimetric	1 7252	85.0	75.6 - 94.3	3.12	g/L
			316	253 - 379	21.1	mg/dL
TRIG Triglycerides	GPO-PAP	1 5710	3.16	2.53 - 3.79	0.211	g/L
			196	161 - 231	11.8	mg/dL
UREA Urea	Urease UV	1 3101	2.21	1.81 - 2.61	0.132	mmol/L
			153	119 - 186	11.2	mg/dL
UA Uric Acid	TOOS	1 3001	25.4	19.8 - 31.0	1.87	mmol/L
			8.10	6.96 - 9.23	0.378	mg/dL
			482	414 - 549	22.5	µmol/L



DiaSys Diagnostic Systems GmbH
Alte Strasse 9 65558 Holzheim Germany
www.diasys-diagnostics.com

TruLab P

LOT 33773

Cat. No. 5 9050 99 10 061 (6 x 5 mL)
5 9050 99 10 062 (20 x 5 mL)

 **2026-03-31**

BioMajesty®



Updated sheets: www.diasys-diagnostics.com/service-area/value-sheets/


Value sheet version: 2

Short Name / Analyte	Method	Reagent ID	Value	Range	1 SD	Unit
ALB Albumin	Bromcresol green	1 0220	5.19 51.9	4.00 - 6.38 40.0 - 63.8	0.398 3.98	g/dL g/L
AP Alkaline phosphatase	IFCC 37°C	1 0441	176 2.93	132 - 220 2.20 - 3.66	14.6 0.244	U/L µkat/L
ALT/GPT Alanine aminotransferase	IFCC, with pyridoxal phosphate 37°C	1 2701 +	120	92.3 - 147	9.19	U/L
		2 5010	2.00	1.54 - 2.46	0.153	µkat/L
	without pyridoxal phosphate 37°C	1 2701	120 2.00	92.5 - 148 1.54 - 2.46	9.21 0.154	U/L µkat/L
AST/GOT Aspartate aminotransferase	IFCC, with pyridoxal phosphate 37°C	1 2601 +	154	119 - 190	11.8	U/L
		2 5010	2.57	1.98 - 3.17	0.197	µkat/L
	without pyridoxal phosphate 37°C	1 2601	165 2.75	127 - 203 2.12 - 3.39	12.7 0.211	U/L µkat/L
AMY Amylase	EPS G-7	1 0501	222	178 - 266	14.8	U/L
			3.70	2.96 - 4.44	0.247	µkat/L
PAMY Pancreatic amylase	EPS G-7	1 0551	111 1.85	88.9 - 133 1.48 - 2.22	7.41 0.123	U/L µkat/L
APOA1 Apolipoprotein A1	Immunoturbidimetric	1 7102	214	172 - 257	14.3	mg/dL
			2.14	1.72 - 2.57	0.143	g/L
APOB Apolipoprotein B	Immunoturbidimetric	1 7112	111	88.4 - 133	7.37	mg/dL
			1.11	0.884 - 1.33	0.074	g/L
DBIL Direct Bilirubin	DCA	1 0821	1.80	1.33 - 2.26	0.156	mg/dL
			30.7	22.7 - 38.7	2.66	µmol/L
TBIL Total Bilirubin	DCA	1 0811	5.02	3.72 - 6.33	0.435	mg/dL
			85.9	63.6 - 108	7.44	µmol/L
CA Calcium	Phosphonazo	1 1181	3.13	2.79 - 3.48	0.115	mmol/L
			12.6	11.2 - 13.9	0.461	mg/dL
CL Chloride	Indirect ISE	980132	132	120 - 144	3.97	mmol/L
			469	427 - 511	14.1	mg/dL
CHOL Cholesterol	CHOD-PAP	1 1300	220	189 - 251	10.3	mg/dL
			5.70	4.90 - 6.50	0.266	mmol/L
CHE Cholinesterase	Butyrylthiocholin	1 1401	8958	7346 - 10571	537	U/L
			149	122 - 176	8.96	µkat/L
CK Creatine kinase	DGKC, IFCC 37°C	1 1601	233	186 - 280	15.5	U/L
			3.88	3.11 - 4.66	0.259	µkat/L
CKMB Creatine kinase	mAK, Immunological method, 37°C	1 1641	51.9	41.5 - 62.3	3.46	U/L
			0.865	0.692 - 1.04	0.058	µkat/L
CREA Creatinine	Jaffé, without compensation	1 1711	5.04	3.93 - 6.14	0.369	mg/dL
			445	347 - 543	32.7	µmol/L
	Jaffé, with compensation	1 1711	5.30	4.13 - 6.46	0.389	mg/dL
			468	365 - 571	34.3	µmol/L
Enzymatic PAP	1 1759	5.19	4.05 - 6.33	0.381	mg/dL	
		459	358 - 560	33.6	µmol/L	
GGT γ-Glutamyltransferase	IFCC, DGKC 1994 37°C	1 2801	95.6	74.5 - 117	7.01	U/L
			1.59	1.24 - 1.94	0.117	µkat/L
GLUC Glucose	HK/G6P-DH	1 2511	286	240 - 332	15.3	mg/dL
			15.9	13.3 - 18.4	0.847	mmol/L

TruLab P

LOT 33773

Cat. No. 5 9050 99 10 061 (6 x 5 mL)
5 9050 99 10 062 (20 x 5 mL)

 **2026-03-31**

BioMajesty®



Updated sheets: www.diasys-diagnostics.com/service-area/value-sheets/

Value sheet version: 2

Short Name / Analyte	Method	Reagent ID	Value	Range	1 SD	Unit
HDLC HDL-Cholesterol	Immuno-inhibition	1 3521	59.7	47.7 - 71.6	3.98	mg/dL
			1.54	1.23 - 1.85	0.103	mmol/L
	Direct, colorimetric	1 3561	66.5	53.2 - 79.8	4.43	mg/dL
			1.72	1.38 - 2.06	0.115	mmol/L
HBUT β-Hydroxybutyrate	β-HBDH 37°C	1 3711	1.06	0.847 - 1.27	0.071	mmol/L
			11.0	8.81 - 13.2	0.735	mg/dL
IgA Immunoglobulin A	Immunoturbidimetric	1 7202	260	197 - 322	20.8	mg/dL
			2.60	1.97 - 3.22	0.208	g/L
IgE Immunoglobulin E	Immunoturbidimetric	1 7239	113	90.2 - 135	7.51	IU/mL
			271	216 - 325	18.0	ng/mL
IgG Immunoglobulin G	Immunoturbidimetric	1 7212	1284	1028 - 1541	85.6	mg/dL
			12.8	10.3 - 15.4	0.856	g/L
IgM Immunoglobulin M	Immunoturbidimetric	1 7222	121	87.5 - 156	11.3	mg/dL
			1.21	0.875 - 1.56	0.113	g/L
FE Iron	Ferene	1 1911	236	203 - 269	11.0	µg/dL
			42.2	36.3 - 48.1	1.97	µmol/L
LACT Lactate	LDH UV	1 4001	35.5	28.1 - 43.0	2.49	mg/dL
			3.95	3.12 - 4.77	0.276	mmol/L
LDH Lactate dehydrogenase	IFCC, DGKC 1994 37°C	1 4211	282	231 - 333	16.9	U/L
			4.70	3.86 - 5.55	0.282	µkat/L
	IFCC, modified	1 4251	281	230 - 331	16.8	U/L
			4.68	3.83 - 5.52	0.281	µkat/L
LDLC LDL-Cholesterol	Homogenous Select, TruCal Lipid	1 4121	124	99.2 - 149	8.27	mg/dL
			3.21	2.57 - 3.85	0.214	mmol/L
	Direct, colorimetric	1 4131	132	106 - 159	8.81	mg/dL
			3.42	2.73 - 4.10	0.228	mmol/L
LPS Lipase	Colorimetric	1 4321	96.4	77.1 - 116	6.42	U/L
			1.61	1.28 - 1.93	0.107	µkat/L
MG Magnesium	Xylidyl blue	1 4610	1.95	1.64 - 2.26	0.104	mmol/L
			4.74	3.98 - 5.50	0.253	mg/dL
PL Phospholipids	Enzymatic	1 5741	252	202 - 303	16.8	mg/dL
			3.25	2.60 - 3.91	0.217	mmol/L
PO3 Phosphorus	Molybdate UV	1 5211	7.66	6.28 - 9.04	0.459	mg/dL
			2.47	2.03 - 2.92	0.148	mmol/L
K Potassium	Indirect ISE	980131	6.82	6.20 - 7.43	0.205	mmol/L
			26.7	24.3 - 29.1	0.800	mg/dL
Na Sodium	Indirect ISE	980130	158	149 - 168	3.16	mmol/L
			363	342 - 385	7.27	mg/dL
TP Total Protein	Biuret, with sample blank	1 2311	8.50	7.56 - 9.43	0.312	g/dL
			85.0	75.6 - 94.3	3.12	g/L
TRF Transferrin	Immunoturbidimetric	1 7252	316	253 - 379	21.1	mg/dL
			3.16	2.53 - 3.79	0.211	g/L
TRIG Triglycerides	GPO-PAP	1 5710	196	161 - 231	11.8	mg/dL
			2.21	1.81 - 2.61	0.132	mmol/L
UREA Urea	Urease UV	1 3101	153	119 - 186	11.2	mg/dL
			25.4	19.8 - 31.0	1.87	mmol/L
UA Uric Acid	TOOS	1 3001	8.10	6.96 - 9.23	0.378	mg/dL
			482	414 - 549	22.5	µmol/L



DiaSys Diagnostic Systems GmbH
Alte Strasse 9 65558 Holzheim Germany
www.diasys-diagnostics.com