

TruLab L Level 2

LOT 32553

Cat. No. 5 9030 99 10 065 (3 x 3 mL)



2025-01-31



Updated sheets: www.diasys-diagnostics.com/service-area/value-sheets/

Value sheet version: 4

Short Name / Analyte	Method	Reagent ID	Value	Range	Unit	
APOA1 Apolipoprotein A1	Immunoturbidimetric	1 7102	152	122 - 183	mg/dL	
			1.52	1.22 - 1.83	g/L	
APOB Apolipoprotein B	Immunoturbidimetric	1 7112	120	96.3 - 145	mg/dL	
			1.20	0.963 - 1.45	g/L	
CHOL Cholesterol	CHOD-PAP	1 1300 +	252	217 - 287	mg/dL	
			1 1350	6.52	5.61 - 7.43	mmol/L
			2.52	2.17 - 2.87	g/L	
HDLC HDL-Cholesterol	Immunoinhibition	1 3521	58.5	46.8 - 70.2	mg/dL	
			1.51	1.21 - 1.81	mmol/L	
			0.585	0.468 - 0.702	g/L	
	Direct, colorimetric	1 3561	56.2	45.0 - 67.4	mg/dL	
			1.45	1.16 - 1.74	mmol/L	
			0.562	0.450 - 0.674	g/L	
CHOD-PAP Precipitant	1 1300 +	56.3	45.0 - 67.5	mg/dL		
		1 3540	1.46	1.16 - 1.75	mmol/L	
		0.563	0.450 - 0.675	g/L		
LDLC LDL-Cholesterol	Homogenous Select, TruCal Lipid	1 4121	143	115 - 172	mg/dL	
			3.71	2.97 - 4.45	mmol/L	
			1.43	1.15 - 1.72	g/L	
	Direct, colorimetric	1 4131	156	124 - 187	mg/dL	
			4.02	3.22 - 4.83	mmol/L	
			1.56	1.24 - 1.87	g/L	
CHOD-PAP Precipitant	1 1300 +	160	128 - 192	mg/dL		
		1 4330	4.14	3.31 - 4.97	mmol/L	
		1.60	1.28 - 1.92	g/L		
Lp-PLA₂ Lipoprotein-associated phospholipase A2	Colorimetric	1 7181	904	723 - 1085	U/L	
			reconstitution volume.: 1.0 mL	15.1	12.1 - 18.1	µkat/L
			Colorimetric	680	544 - 816	U/L
reconstitution volume.: 1.5 mL	11.3	9.07 - 13.6	µkat/L			
NEFA Non-esterified fatty acids	Enzymatic	1 5781	49.4	39.5 - 59.2	mg/dL	
			1.75	1.40 - 2.10	mmol/L	
			0.494	0.395 - 0.592	g/L	
PL Phospholipids	Enzymatic	1 5741	252	202 - 303	mg/dL	
			3.25	2.60 - 3.91	mmol/L	
			2.52	2.02 - 3.03	g/L	
TRIG Triglycerides	GPO-PAP	1 5760	268	214 - 321	mg/dL	
			1 5710	3.02	2.41 - 3.62	mmol/L
			2.68	2.14 - 3.21	g/L	



DiaSys Diagnostic Systems GmbH
 Alte Strasse 9 65558 Holzheim Germany
www.diasys-diagnostics.com

TruLab L Level 2

LOT 32553

Cat. No. 5 9030 99 10 065 (3 x 3 mL)



2025-01-31

respons[®]910



Updated sheets: www.diasys-diagnostics.com/service-area/value-sheets/

Value sheet version: 4

Short Name / Analyte	Method	Reagent ID	Value	Range	Unit	
APOA1 Apolipoprotein A1	Immunoturbidimetric	1 7102	152	122 - 183	mg/dL	
			1.52	1.22 - 1.83	g/L	
APOB Apolipoprotein B	Immunoturbidimetric	1 7112	120	96.3 - 145	mg/dL	
			1.20	0.963 - 1.45	g/L	
CHOL Cholesterol	CHOD-PAP	1 1300 +	252	217 - 287	mg/dL	
			1 1350	6.52	5.61 - 7.43	mmol/L
			2.52	2.17 - 2.87	g/L	
HDLc HDL-Cholesterol	Immunoinhibition	1 3521	58.5	46.8 - 70.2	mg/dL	
			1.51	1.21 - 1.81	mmol/L	
	Direct, colorimetric	1 3561	0.585	0.468 - 0.702	g/L	
			56.2	45.0 - 67.4	mg/dL	
LDLc LDL-Cholesterol	Homogenous Select, TruCal Lipid	1 4121	143	115 - 172	mg/dL	
			3.71	2.97 - 4.45	mmol/L	
	Direct, colorimetric	1 4131	1.43	1.15 - 1.72	g/L	
			156	124 - 187	mg/dL	
Lp-PLA₂ Lipoprotein-associated phospholipase A2	Colorimetric	1 7181	904	723 - 1085	U/L	
			reconstitution volume.: 1.0 mL	15.1	12.1 - 18.1	µkat/L
	Colorimetric	1 7181	680	544 - 816	U/L	
			reconstitution volume.: 1.5 mL	11.3	9.07 - 13.6	µkat/L
NEFA Non-esterified fatty acids	Enzymatic	1 5781	49.4	39.5 - 59.2	mg/dL	
			1.75	1.40 - 2.10	mmol/L	
			0.494	0.395 - 0.592	g/L	
PL Phospholipids	Enzymatic	1 5741	252	202 - 303	mg/dL	
			3.25	2.60 - 3.91	mmol/L	
			2.52	2.02 - 3.03	g/L	
TRIG Triglycerides	GPO-PAP	1 5760	268	214 - 321	mg/dL	
			1 5710	3.02	2.41 - 3.62	mmol/L
			2.68	2.14 - 3.21	g/L	




DiaSys Diagnostic Systems GmbH
 Alte Strasse 9 65558 Holzheim Germany
www.diasys-diagnostics.com

TruLab L Level 2

LOT 32553

Cat. No. 5 9030 99 10 065 (3 x 3 mL)

 2025-01-31

respons[®]920

 **IVD**

Updated sheets: www.diasys-diagnostics.com/service-area/value-sheets/

Value sheet version: 4

Short Name / Analyte	Method	Reagent ID	Value	Range	1SD	Unit
APOA1 Apolipoprotein A1	Immunoturbidimetric	1 7102	152	122 - 183	10.2	mg/dL
			1.52	1.22 - 1.83	0.102	g/L
APOB Apolipoprotein B	Immunoturbidimetric	1 7112	120	96.3 - 145	8.03	mg/dL
			1.20	0.963 - 1.45	0.080	g/L
CHOL Cholesterol	CHOD-PAP	1 1300 +	252	217 - 287	11.8	mg/dL
		1 1350	6.52	5.61 - 7.43	0.304	mmol/L
			2.52	2.17 - 2.87	0.118	g/L
HDLc HDL-Cholesterol	Immunoinhibition	1 3521	58.5	46.8 - 70.2	3.90	mg/dL
			1.51	1.21 - 1.81	0.101	mmol/L
			0.585	0.468 - 0.702	0.039	g/L
	Direct, colorimetric	1 3561	56.2	45.0 - 67.4	3.75	mg/dL
			1.45	1.16 - 1.74	0.097	mmol/L
			0.562	0.450 - 0.674	0.037	g/L
LDLc LDL-Cholesterol	Homogenous Select, TruCal Lipid	1 4121	139	111 - 166	9.24	mg/dL
			3.59	2.87 - 4.30	0.239	mmol/L
			1.39	1.11 - 1.66	0.092	g/L
	Direct, colorimetric	1 4131	156	124 - 187	10.4	mg/dL
			4.02	3.22 - 4.83	0.268	mmol/L
			1.56	1.24 - 1.87	0.104	g/L
TRIG Triglycerides	GPO-PAP	1 5760	268	214 - 321	17.9	mg/dL
		1 5710	3.02	2.41 - 3.62	0.201	mmol/L
			2.68	2.14 - 3.21	0.179	g/L




DiaSys Diagnostic Systems GmbH
 Alte Strasse 9 65558 Holzheim Germany
www.diasys-diagnostics.com

TruLab L Level 2

LOT 32553

Cat. No. 5 9030 99 10 065 (3 x 3 mL)

 2025-01-31

respons[®]940



Updated sheets: www.diasys-diagnostics.com/service-area/value-sheets/

Value sheet version: 4

Short Name / Analyte	Method	Reagent ID	Value	Range	1SD	Unit	
APOA1 Apolipoprotein A1	Immunoturbidimetric	1 7102	152	122 - 183	10.2	mg/dL	
			1.52	1.22 - 1.83	0.102	g/L	
APOB Apolipoprotein B	Immunoturbidimetric	1 7112	120	96.3 - 145	8.03	mg/dL	
			1.20	0.963 - 1.45	0.080	g/L	
CHOL Cholesterol	CHOD-PAP	1 1300 +	252	217 - 287	11.8	mg/dL	
			1 1350	6.52	5.61 - 7.43	0.304	mmol/L
			2.52	2.17 - 2.87	0.118	g/L	
HDLc HDL-Cholesterol	Immunoinhibition	1 3521	58.5	46.8 - 70.2	3.90	mg/dL	
			1.51	1.21 - 1.81	0.101	mmol/L	
			0.585	0.468 - 0.702	0.039	g/L	
	Direct, colorimetric	1 3561	56.2	45.0 - 67.4	3.75	mg/dL	
			1.45	1.16 - 1.74	0.097	mmol/L	
0.562	0.450 - 0.674	0.037	g/L				
LDLc LDL-Cholesterol	Homogenous Select, TruCal Lipid	1 4121	139	111 - 166	9.24	mg/dL	
			3.59	2.87 - 4.30	0.239	mmol/L	
			1.39	1.11 - 1.66	0.092	g/L	
	Direct, colorimetric	1 4131	156	124 - 187	10.4	mg/dL	
			4.02	3.22 - 4.83	0.268	mmol/L	
1.56	1.24 - 1.87	0.104	g/L				
TRIG Triglycerides	GPO-PAP	1 5760	268	214 - 321	17.9	mg/dL	
			1 5710	3.02	2.41 - 3.62	0.201	mmol/L
			2.68	2.14 - 3.21	0.179	g/L	




DiaSys Diagnostic Systems GmbH
 Alte Strasse 9 65558 Holzheim Germany
www.diasys-diagnostics.com

TruLab L Level 2

LOT 32553

Cat. No. 5 9030 99 10 065 (3 x 3 mL)

 2025-01-31

BioMajesty®

 **IVD**

Updated sheets: www.diasys-diagnostics.com/service-area/value-sheets/

Value sheet version: 4

Short Name / Analyte	Method	Reagent ID	Value	Range	1SD	Unit
APOA1 Apolipoprotein A1	Immunoturbidimetric	1 7102	152	122 - 183	10.2	mg/dL
			1.52	1.22 - 1.83	0.102	g/L
APOB Apolipoprotein B	Immunoturbidimetric	1 7112	120	96.3 - 145	8.03	mg/dL
			1.20	0.963 - 1.45	0.080	g/L
CHOL Cholesterol	CHOD-PAP	1 1300 + 1 1350	252	217 - 287	11.8	mg/dL
			6.52	5.61 - 7.43	0.304	mmol/L
			2.52	2.17 - 2.87	0.118	g/L
HDLC HDL-Cholesterol	Immunoinhibition	1 3521	58.5	46.8 - 70.2	3.90	mg/dL
			1.51	1.21 - 1.81	0.101	mmol/L
	Direct, colorimetric	1 3561	0.585	0.468 - 0.702	0.039	g/L
			56.2	45.0 - 67.4	3.75	mg/dL
			1.45	1.16 - 1.74	0.097	mmol/L
LDLC LDL-Cholesterol	Homogenous Select, TruCal Lipid	1 4121	143	115 - 172	9.56	mg/dL
			3.71	2.97 - 4.45	0.247	mmol/L
			1.43	1.15 - 1.72	0.096	g/L
	Direct, colorimetric	1 4131	156	124 - 187	10.4	mg/dL
			4.02	3.22 - 4.83	0.268	mmol/L
NEFA Non-esterified fatty acids	Enzymatic	1 5781	1.56	1.24 - 1.87	0.104	g/L
			49.4	39.5 - 59.2	3.29	mg/dL
			1.75	1.40 - 2.10	0.116	mmol/L
			0.494	0.395 - 0.592	0.033	g/L
			2.52	2.02 - 3.03	0.168	g/L
PL Phospholipids	Enzymatic	1 5741	252	202 - 303	16.8	mg/dL
			3.25	2.60 - 3.91	0.217	mmol/L
			2.52	2.02 - 3.03	0.168	g/L
TRIG Triglycerides	GPO-PAP	1 5760 1 5710	268	214 - 321	17.9	mg/dL
			3.02	2.41 - 3.62	0.201	mmol/L
			2.68	2.14 - 3.21	0.179	g/L



DiaSys Diagnostic Systems GmbH
 Alte Strasse 9 65558 Holzheim Germany
www.diasys-diagnostics.com