

TruLab N

LOT 35531



Cat. No. 5 9000 99 10 061 (6 x 5 mL)
5 9000 99 10 062 (20 x 5 mL)



2026-10-31




Updated sheets: www.diasys-diagnostics.com/service-area/value-sheets/

Value sheet version: 1

Short Name / Analyte	Method	Reagent ID	Value	Range	Unit
ALB Albumin	Bromcresol green	1 0220	3.76 37.6	2.89 - 4.62 28.9 - 46.2	g/dL g/L
AP Alkaline phosphatase	IFCC 37°C	1 0441	71.7 1.19	53.8 - 89.6 0.896 - 1.49	U/L µkat/L
ALT/GPT Alanine aminotransferase	IFCC, with pyridoxal phosphate 37°C	1 2701 +	51.8	39.9 - 63.7	U/L
	without pyridoxal phosphate 37°C	2 5010 1 2701	0.864 52.2 0.869	0.665 - 1.06 40.2 - 64.1 0.669 - 1.07	µkat/L U/L µkat/L
AST/GOT Aspartate aminotransferase	IFCC, with pyridoxal phosphate 37°C	1 2601 +	41.6	32.0 - 51.2	U/L
	without pyridoxal phosphate 37°C	2 5010 1 2601	0.693 42.6 0.710	0.534 - 0.853 32.8 - 52.4 0.546 - 0.873	µkat/L U/L µkat/L
AMY Amylase	EPS G-7	1 0501	66.7 1.11	53.3 - 80.0 0.889 - 1.33	U/L µkat/L
PAMY Pancreatic amylase	EPS G-7	1 0551	26.6 0.444	21.3 - 32.0 0.355 - 0.533	U/L µkat/L
APOA1 Apolipoprotein A1	Immunoturbidimetric	1 7102	141 1.41	113 - 169 1.13 - 1.69	mg/dL g/L
APOB Apolipoprotein B	Immunoturbidimetric	1 7112	74.6 0.746	59.7 - 89.5 0.597 - 0.895	mg/dL g/L
BILE Total Bile Acids	Enzymatic cycling method	1 2238	9.29	7.43 - 11.1	µmol/L
DBIL Direct Bilirubin	DCA	1 0821	0.858	0.635 - 1.08	mg/dL
			14.7	10.9 - 18.5	µmol/L
TBIL Total Bilirubin	DCA	1 0811	1.50	1.11 - 1.89	mg/dL
			25.6	19.0 - 32.3	µmol/L
CA Calcium	Arsenazo	1 1130	2.18	1.94 - 2.41	mmol/L
	Phosphonazo	1 1181	8.72	7.76 - 9.68	mg/dL
			9.06	8.07 - 10.1	mg/dL
CL Chloride	Colorimetric	1 1221	103 365	93.8 - 112 332 - 398	mmol/L mg/dL
CHOL Cholesterol	CHOD-PAP	1 1300	145 3.75	125 - 166 3.23 - 4.28	mg/dL mmol/L
CHE Cholinesterase	Butyrylthiocholin	1 1401	6195	5080 - 7310	U/L
			103	84.7 - 122	µkat/L
CK Creatine kinase	DGKC, IFCC 37°C	1 1601	144 2.40	115 - 173 1.92 - 2.89	U/L µkat/L

TruLab N

LOT 35531



Cat. No. 5 9000 99 10 061 (6 x 5 mL)
5 9000 99 10 062 (20 x 5 mL)



2026-10-31



Updated sheets: www.diasys-diagnostics.com/service-area/value-sheets/

Value sheet version: 1

Short Name / Analyte	Method	Reagent ID	Value	Range	Unit
CKMB Creatine kinase	mAK, Immunological method, 37°C	1 1641	34.3 0.571	27.4 - 41.1 0.457 - 0.685	U/L µkat/L
CREA Creatinine	Jaffé, without compensation	1 1711	1.49 131	1.16 - 1.81 103 - 160	mg/dL µmol/L
	Jaffé, with compensation	1 1711	1.37 121	1.07 - 1.67 94.3 - 148	mg/dL µmol/L
	Enzymatic PAP	1 1759	1.33 118	1.04 - 1.63 91.9 - 144	mg/dL µmol/L
GGT γ-Glutamyltransferase	IFCC, DGKC 1994 37°C	1 2801	28.1 0.468	21.9 - 34.2 0.365 - 0.571	U/L µkat/L
	Szasz 37°C	1 2801	24.8 0.414	19.4 - 30.3 0.323 - 0.505	U/L µkat/L
GLDH Glutamat dehydrogenase	DGKC 1970 37°C	1 2411	13.9 0.232	11.2 - 16.7 0.186 - 0.279	U/L µkat/L
GLUC Glucose	GOD-PAP	1 2500	88.8 4.93	74.6 - 103 4.14 - 5.72	mg/dL mmol/L
	HK/G6P-DH	1 2511	88.9 4.93	74.6 - 103 4.14 - 5.72	mg/dL mmol/L
HBDH α-Hydroxybutyrate dehydro.	DGKC 37°C	1 3201	127 2.12	102 - 153 1.70 - 2.54	U/L µkat/L
HDLC HDL-Cholesterol	Direct, colorimetric	1 3561	45.7 1.18	36.5 - 54.8 0.945 - 1.42	mg/dL mmol/L
HBUT β-Hydroxybutyrate	β-HBDH / Diaphorase 37°C	1 3701	0.311 3.23	0.248 - 0.373 2.59 - 3.88	mmol/L mg/dL
	β-HBDH 37°C	1 3711	0.308 3.21	0.247 - 0.370 2.57 - 3.85	mmol/L mg/dL
IgA Immunoglobulin A	Immunoturbidimetric	1 7202	186 1.86	142 - 231 1.42 - 2.31	mg/dL g/L
IgE Immunoglobulin E	Immunoturbidimetric	1 7239	81.3 195	65.0 - 97.5 156 - 234	IU/mL ng/mL
IgG Immunoglobulin G	Immunoturbidimetric	1 7212	898 8.98	718 - 1077 7.18 - 10.8	mg/dL g/L
IgM Immunoglobulin M	Immunoturbidimetric	1 7222	87.2 0.872	62.8 - 112 0.628 - 1.12	mg/dL g/L
FE Iron	Ferene	1 1911	81.3 14.6	69.9 - 92.7 12.5 - 16.6	µg/dL µmol/L
LACT Lactate	LDH UV	1 4001	12.5 1.39	9.91 - 15.2 1.10 - 1.68	mg/dL mmol/L
LDH Lactate dehydrogenase	IFCC, modified	1 4251	156 2.60	128 - 184 2.13 - 3.06	U/L µkat/L
LDLC LDL-Cholesterol	Direct, colorimetric	1 4131	83.9 2.17	67.1 - 101 1.74 - 2.60	mg/dL mmol/L

TruLab N

LOT 35531



Cat. No. 5 9000 99 10 061 (6 x 5 mL)
5 9000 99 10 062 (20 x 5 mL)



2026-10-31



Updated sheets: www.diasys-diagnostics.com/service-area/value-sheets/

Value sheet version: 1

Short Name / Analyte	Method	Reagent ID	Value	Range	Unit
LPS Lipase	Colorimetric	1 4321	51.2 0.853	40.9 - 61.4 0.682 - 1.02	U/L µkat/L
MG Magnesium	Xylidyl blue	1 4610	0.837 2.03	0.703 - 0.971 1.71 - 2.36	mmol/L mg/dL
PL Phospholipids	Enzymatic	1 5741	164 2.11	131 - 197 1.69 - 2.53	mg/dL mmol/L
PO3 Phosphorus	Molybdate UV, substrate start	1 5211	2.86 0.922	2.34 - 3.37 0.756 - 1.09	mg/dL mmol/L
	Molybdate UV, sample start	1 5211	2.90 0.937	2.38 - 3.42 0.768 - 1.11	mg/dL mmol/L
K Potassium	Enzymatic	1 5221	4.46 17.4	4.06 - 4.86 15.9 - 19.0	mmol/L mg/dL
Na Sodium	Enzymatic	1 4808	132 304	124 - 140 286 - 322	mmol/L mg/dL
TP Total Protein	Biuret, without sample blank	1 2311	6.56 65.6	5.84 - 7.29 58.4 - 72.9	g/dL g/L
	Biuret, with sample blank	1 2311	5.98 59.8	5.32 - 6.64 53.2 - 66.4	g/dL g/L
TRF Transferrin	Immunoturbidimetric	1 7252	230 2.30	184 - 276 1.84 - 2.76	mg/dL g/L
TRIG Triglycerides	GPO-PAP	1 5710	80.7 0.909	66.2 - 95.2 0.745 - 1.07	mg/dL mmol/L
UIBC Unsat. Iron Binding Cap.	Ferene	1 1921	252 45.1	202 - 302 36.1 - 54.2	µg/dL µmol/L
UREA Urea	Urease UV	1 3101	29.7 4.94	23.2 - 36.2 3.86 - 6.03	mg/dL mmol/L
UA Uric Acid	TBHBA	1 3021	4.67 278	4.01 - 5.32 239 - 316	mg/dL µmol/L
	TOOS	1 3001	4.79 285	4.12 - 5.46 245 - 325	mg/dL µmol/L



DiaSys Diagnostic Systems GmbH
Alte Strasse 9 65558 Holzheim Germany
www.diasys-diagnostics.com

TruLab N

LOT 35531



Cat. No. 5 9000 99 10 061 (6 x 5 mL)
5 9000 99 10 062 (20 x 5 mL)



2026-10-31



Updated sheets: www.diasys-diagnostics.com/service-area/value-sheets/

Value sheet version: 1

Short Name / Analyte	Method	Reagent ID	Value	Range	Unit
GLUC	Amperometric	Biosensor	*	-	mg/dL
Glucose				-	mmol/L
LACT	Amperometric	Biosensor	*	-	mg/dL
Lactate				-	mmol/L

* not available at time of printing



DiaSys Diagnostic Systems GmbH
Alte Strasse 9 65558 Holzheim Germany
www.diasys-diagnostics.com

TruLab N

LOT 35531



Cat. No. 5 9000 99 10 061 (6 x 5 mL)
5 9000 99 10 062 (20 x 5 mL)



2026-10-31

respons[®]910




Updated sheets: www.diasys-diagnostics.com/service-area/value-sheets/

Value sheet version: 1

Short Name / Analyte	Method	Reagent ID	Value	Range	Unit
ALB Albumin	Bromcresol green	1 0220	3.76 37.6	2.89 - 4.62 28.9 - 46.2	g/dL g/L
AP Alkaline phosphatase	IFCC 37°C	1 0441	71.7 1.19	53.8 - 89.6 0.896 - 1.49	U/L µkat/L
ALT/GPT Alanine aminotransferase	IFCC, with pyridoxal phosphate 37°C	1 2701 +	51.8 0.864	39.9 - 63.7 0.665 - 1.06	U/L µkat/L
	without pyridoxal phosphate 37°C	1 2701	52.2 0.869	40.2 - 64.1 0.669 - 1.07	U/L µkat/L
AST/GOT Aspartate aminotransferase	IFCC, with pyridoxal phosphate 37°C	1 2601 +	41.6 0.693	32.0 - 51.2 0.534 - 0.853	U/L µkat/L
	without pyridoxal phosphate 37°C	1 2601	42.6 0.710	32.8 - 52.4 0.546 - 0.873	U/L µkat/L
AMY Amylase	EPS G-7	1 0501	66.7 1.11	53.3 - 80.0 0.889 - 1.33	U/L µkat/L
PAMY Pancreatic amylase	EPS G-7	1 0551	26.6 0.444	21.3 - 32.0 0.355 - 0.533	U/L µkat/L
APOA1 Apolipoprotein A1	Immunoturbidimetric	1 7102	141 1.41	113 - 169 1.13 - 1.69	mg/dL g/L
APOB Apolipoprotein B	Immunoturbidimetric	1 7112	74.6 0.746	59.7 - 89.5 0.597 - 0.895	mg/dL g/L
BILE Total Bile Acids	Enzymatic cycling method	1 2238	9.29	7.43 - 11.1	µmol/L
DBIL Direct Bilirubin	DCA	1 0821	0.858 14.7	0.635 - 1.08 10.9 - 18.5	mg/dL µmol/L
TBIL Total Bilirubin	DCA	1 0811	1.50 25.6	1.11 - 1.89 19.0 - 32.3	mg/dL µmol/L
CA Calcium	Phosphonazo	1 1181	2.26 9.06	2.01 - 2.51 8.07 - 10.1	mmol/L mg/dL
CL Chloride	Colorimetric	1 1221	103 365	93.8 - 112 332 - 398	mmol/L mg/dL
CHOL Cholesterol	CHOD-PAP	1 1300	145 3.75	125 - 166 3.23 - 4.28	mg/dL mmol/L
CHE Cholinesterase	Butyrylthiocholin	1 1401	6195 103	5080 - 7310 84.7 - 122	U/L µkat/L
CK Creatine kinase	DGKC, IFCC 37°C	1 1601	144 2.40	115 - 173 1.92 - 2.89	U/L µkat/L
CKMB Creatine kinase	mAK, Immunological method, 37°C	1 1641	34.3 0.571	27.4 - 41.1 0.457 - 0.685	U/L µkat/L
CREA Creatinine	Jaffé, without compensation	1 1711	1.49 131	1.16 - 1.81 103 - 160	mg/dL µmol/L
	Jaffé, with compensation	1 1711	1.37 121	1.07 - 1.67 94.3 - 148	mg/dL µmol/L
	Enzymatic PAP	1 1759	1.33 118	1.04 - 1.63 91.9 - 144	mg/dL µmol/L
GGT γ-Glutamyltransferase	IFCC, DGKC 1994 37°C	1 2801	28.1 0.468	21.9 - 34.2 0.365 - 0.571	U/L µkat/L
GLUC Glucose	GOD-PAP	1 2500	88.8 4.93	74.6 - 103 4.14 - 5.72	mg/dL mmol/L
	HK/G6P-DH	1 2511	88.9 4.93	74.6 - 103 4.14 - 5.72	mg/dL mmol/L

TruLab N

LOT 35531



Cat. No. 5 9000 99 10 061 (6 x 5 mL)
5 9000 99 10 062 (20 x 5 mL)



2026-10-31

respons[®]910



Updated sheets: www.diasys-diagnostics.com/service-area/value-sheets/

Value sheet version: 1

Short Name / Analyte	Method	Reagent ID	Value	Range	Unit
HDLC HDL-Cholesterol	Direct, colorimetric	1 3561	45.7 1.18	36.5 - 54.8 0.945 - 1.42	mg/dL mmol/L
HBUT β-Hydroxybutyrate	β-HBDH 37°C	1 3711	0.308 3.21	0.247 - 0.370 2.57 - 3.85	mmol/L mg/dL
IgA Immunoglobulin A	Immunoturbidimetric	1 7202	186 1.86	142 - 231 1.42 - 2.31	mg/dL g/L
IgE Immunoglobulin E	Immunoturbidimetric	1 7239	81.3 195	65.0 - 97.5 156 - 234	IU/mL ng/mL
IgG Immunoglobulin G	Immunoturbidimetric	1 7212	898 8.98	718 - 1077 7.18 - 10.8	mg/dL g/L
IgM Immunoglobulin M	Immunoturbidimetric	1 7222	87.2 0.872	62.8 - 112 0.628 - 1.12	mg/dL g/L
FE Iron	Ferene	1 1911	81.3 14.6	69.9 - 92.7 12.5 - 16.6	μg/dL μmol/L
LACT Lactate	LDH UV	1 4001	12.5 1.39	9.91 - 15.2 1.10 - 1.68	mg/dL mmol/L
LDH Lactate dehydrogenase	IFCC, modified	1 4251	156 2.60	128 - 184 2.13 - 3.06	U/L μkat/L
LDLC LDL-Cholesterol	Direct, colorimetric	1 4131	83.9 2.17	67.1 - 101 1.74 - 2.60	mg/dL mmol/L
LPS Lipase	Colorimetric	1 4321	51.2 0.853	40.9 - 61.4 0.682 - 1.02	U/L μkat/L
MG Magnesium	Xylidyl blue	1 4610	0.837 2.03	0.703 - 0.971 1.71 - 2.36	mmol/L mg/dL
PL Phospholipids	Enzymatic	1 5741	164 2.11	131 - 197 1.69 - 2.53	mg/dL mmol/L
PO3 Phosphorus	Molybdate UV	1 5211	2.86 0.922	2.34 - 3.37 0.756 - 1.09	mg/dL mmol/L
K Potassium	Enzymatic	1 5221	4.46 17.4	4.06 - 4.86 15.9 - 19.0	mmol/L mg/dL
Na Sodium	Enzymatic	1 4808	132 304	124 - 140 286 - 322	mmol/L mg/dL
TP Total Protein	Biuret, with sample blank	1 2311	5.98 59.8	5.32 - 6.64 53.2 - 66.4	g/dL g/L
TRF Transferrin	Immunoturbidimetric	1 7252	230 2.30	184 - 276 1.84 - 2.76	mg/dL g/L
TRIG Triglycerides	GPO-PAP	1 5710	80.7 0.909	66.2 - 95.2 0.745 - 1.07	mg/dL mmol/L
UIBC Unsat.Iron Binding Cap.	Ferene	1 1921	252 45.1	202 - 302 36.1 - 54.2	μg/dL μmol/L
UREA Urea	Urease UV	1 3101	29.7 4.94	23.2 - 36.2 3.86 - 6.03	mg/dL mmol/L
UA Uric Acid	TOOS	1 3001	4.79 285	4.12 - 5.46 245 - 325	mg/dL μmol/L




DiaSys Diagnostic Systems GmbH
Alte Strasse 9 65558 Holzheim Germany
www.diasys-diagnostics.com

TruLab N

LOT 35531

Cat. No. 5 9000 99 10 061 (6 x 5 mL)
5 9000 99 10 062 (20 x 5 mL)

 **2026-10-31**

respons[®]920



Updated sheets: www.diasys-diagnostics.com/service-area/value-sheets/


Value sheet version: 1

Short Name / Analyte	Method	Reagent ID	Value	Range	1 SD	Unit			
ALB Albumin	Bromcresol green	1 0220	3.76 37.6	2.89 - 4.62 28.9 - 46.2	0.288 2.88	g/dL g/L			
AP Alkaline phosphatase	IFCC 37°C	1 0441	71.7 1.19	53.8 - 89.6 0.896 - 1.49	5.97 0.100	U/L µkat/L			
ALT/GPT Alanine aminotransferase	IFCC, with pyridoxal phosphate 37°C	1 2701 +	51.8	39.9 - 63.7	3.97	U/L			
		2 5010	0.864	0.665 - 1.06	0.066	µkat/L			
	without pyridoxal phosphate 37°C	1 2701	52.2 0.869	40.2 - 64.1 0.669 - 1.07	4.00 0.067	U/L µkat/L			
AST/GOT Aspartate aminotransferase	IFCC, with pyridoxal phosphate 37°C	1 2601 +	41.6	32.0 - 51.2	3.19	U/L			
		2 5010	0.693	0.534 - 0.853	0.053	µkat/L			
	without pyridoxal phosphate 37°C	1 2601	42.6 0.710	32.8 - 52.4 0.546 - 0.873	3.26 0.054	U/L µkat/L			
AMY Amylase	EPS G-7	1 0501	66.7 1.11	53.3 - 80.0 0.889 - 1.33	4.45 0.074	U/L µkat/L			
	PAMY Pancreatic amylase	EPS G-7	1 0551	26.6 0.444	21.3 - 32.0 0.355 - 0.533	1.78 0.030	U/L µkat/L		
APOA1 Apolipoprotein A1	Immunoturbidimetric	1 7102	141	113 - 169	9.39	mg/dL			
			1.41	1.13 - 1.69	0.094	g/L			
APOB Apolipoprotein B	Immunoturbidimetric	1 7112	74.6	59.7 - 89.5	4.97	mg/dL			
			0.746	0.597 - 0.895	0.050	g/L			
DBIL Direct Bilirubin	DCA	1 0821	0.858	0.635 - 1.08	0.074	mg/dL			
			14.7	10.9 - 18.5	1.27	µmol/L			
TBIL Total Bilirubin	DCA	1 0811	1.50	1.11 - 1.89	0.130	mg/dL			
			25.6	19.0 - 32.3	2.22	µmol/L			
CA Calcium	Phosphonazo	1 1181	2.26	2.01 - 2.51	0.083	mmol/L			
			9.06	8.07 - 10.1	0.332	mg/dL			
CL Chloride	Colorimetric	1 1221	103	93.8 - 112	3.09	mmol/L			
			365	332 - 398	11.0	mg/dL			
			Direct ISE	960405	103	93.4 - 112	3.08	mmol/L	
			364	331 - 397	10.9	mg/dL			
			CHOL Cholesterol	CHOD-PAP	1 1300	145	125 - 166	6.78	mg/dL
			3.75	3.23 - 4.28	0.175	mmol/L			
CHE Cholinesterase	Butyrylthiocholin	1 1401	6195	5080 - 7310	372	U/L			
			103	84.7 - 122	6.19	µkat/L			
CK Creatine kinase	DGKC, IFCC 37°C	1 1601	144	115 - 173	9.62	U/L			
			2.40	1.92 - 2.89	0.160	µkat/L			
CKMB Creatine kinase	mAK, Immunological method, 37°C	1 1641	34.3	27.4 - 41.1	2.28	U/L			
			0.571	0.457 - 0.685	0.038	µkat/L			
CREA Creatinine	Jaffé, without compensation	1 1711	1.49	1.16 - 1.81	0.109	mg/dL			
			131	103 - 160	9.64	µmol/L			
	Jaffé, with compensation	1 1711	1.37	1.07 - 1.67	0.100	mg/dL			
			121	94.3 - 148	8.87	µmol/L			
Enzymatic PAP	1 1759	1.33	1.04 - 1.63	0.098	mg/dL				
		118	91.9 - 144	8.64	µmol/L				
GGT γ-Glutamyltransferase	IFCC, DGKC 1994 37°C	1 2801	28.1	21.9 - 34.2	2.06	U/L			
			0.468	0.365 - 0.571	0.034	µkat/L			
GLUC Glucose	GOD-PAP	1 2500	88.8	74.6 - 103	4.74	mg/dL			
			4.93	4.14 - 5.72	0.263	mmol/L			
	HK/G6P-DH	1 2511	88.9	74.6 - 103	4.74	mg/dL			
			4.93	4.14 - 5.72	0.263	mmol/L			
			HDLC HDL-Cholesterol	Direct, colorimetric	1 3561	45.7	36.5 - 54.8	3.04	mg/dL
			1.18	0.945 - 1.42	0.079	mmol/L			

TruLab N

LOT 35531

Cat. No. 5 9000 99 10 061 (6 x 5 mL)
5 9000 99 10 062 (20 x 5 mL)

 **2026-10-31**

respons[®]920



Updated sheets: www.diasys-diagnostics.com/service-area/value-sheets/

Value sheet version: 1

Short Name / Analyte	Method	Reagent ID	Value	Range	1 SD	Unit
HBUT β-Hydroxybutyrate	β-HBDH 37°C	1 3711	0.308 3.21	0.247 - 0.370 2.57 - 3.85	0.021 0.214	mmol/L mg/dL
IgA Immunoglobulin A	Immunoturbidimetric	1 7202	186 1.86	142 - 231 1.42 - 2.31	14.9 0.149	mg/dL g/L
IgE Immunoglobulin E	Immunoturbidimetric	1 7239	81.3 195	65.0 - 97.5 156 - 234	5.42 13.0	IU/mL ng/mL
IgG Immunoglobulin G	Immunoturbidimetric	1 7212	898 8.98	718 - 1077 7.18 - 10.8	59.9 0.599	mg/dL g/L
IgM Immunoglobulin M	Immunoturbidimetric	1 7222	87.2 0.872	62.8 - 112 0.628 - 1.12	8.14 0.081	mg/dL g/L
FE Iron	Ferene	1 1911	85.2 15.3	73.2 - 97.1 13.1 - 17.4	3.97 0.712	µg/dL µmol/L
LACT Lactate	LDH UV	1 4001	12.5 1.39	9.91 - 15.2 1.10 - 1.68	0.878 0.097	mg/dL mmol/L
LDH Lactate dehydrogenase	IFCC, modified	1 4251	156 2.60	128 - 184 2.13 - 3.06	9.34 0.156	U/L µkat/L
LDLC LDL-Cholesterol	Direct, colorimetric	1 4131	83.9 2.17	67.1 - 101 1.74 - 2.60	5.59 0.145	mg/dL mmol/L
LPS Lipase	Colorimetric	1 4321	51.2 0.853	40.9 - 61.4 0.682 - 1.02	3.41 0.057	U/L µkat/L
LI Lithium	Direct ISE	960406	0.926 0.642	0.796 - 1.06 0.552 - 0.732	0.043 0.030	mmol/L mg/dL
MG Magnesium	Xylidyl blue	1 4610	0.837 2.03	0.703 - 0.971 1.71 - 2.36	0.045 0.109	mmol/L mg/dL
PO3 Phosphorus	Molybdate UV	1 5211	2.86 0.922	2.34 - 3.37 0.756 - 1.09	0.171 0.055	mg/dL mmol/L
K Potassium	Enzymatic	1 5221	4.46 17.4	4.06 - 4.86 15.9 - 19.0	0.134 0.523	mmol/L mg/dL
	Direct ISE	960403	3.92 15.3	3.57 - 4.28 14.0 - 16.7	0.118 0.460	mmol/L mg/dL
Na Sodium	Enzymatic	1 4808	132 304	124 - 140 286 - 322	2.65 6.08	mmol/L mg/dL
	Direct ISE	960402	143 329	135 - 152 309 - 349	2.86 6.58	mmol/L mg/dL
TP Total Protein	Biuret, with sample blank	1 2311	5.98 59.8	5.32 - 6.64 53.2 - 66.4	0.219 2.19	g/dL g/L
TRF Transferrin	Immunoturbidimetric	1 7252	230 2.30	184 - 276 1.84 - 2.76	15.4 0.154	mg/dL g/L
TRIG Triglycerides	GPO-PAP	1 5710	80.7 0.909	66.2 - 95.2 0.745 - 1.07	4.84 0.055	mg/dL mmol/L
UIBC Unsat.Iron Binding Cap.	Ferene	1 1921	252 45.1	202 - 302 36.1 - 54.2	16.8 3.01	µg/dL µmol/L
UREA Urea	Urease UV	1 3101	29.7 4.94	23.2 - 36.2 3.86 - 6.03	2.18 0.363	mg/dL mmol/L
UA Uric Acid	TOOS	1 3001	4.79 285	4.12 - 5.46 245 - 325	0.224 13.3	mg/dL µmol/L




DiaSys Diagnostic Systems GmbH
Alte Strasse 9 65558 Holzheim Germany
www.diasys-diagnostics.com

TruLab N

LOT 35531

Cat. No. 5 9000 99 10 061 (6 x 5 mL)
5 9000 99 10 062 (20 x 5 mL)

 **2026-10-31**

respons[®]940



Updated sheets: www.diasys-diagnostics.com/service-area/value-sheets/


Value sheet version: 1

Short Name / Analyte	Method	Reagent ID	Value	Range	1 SD	Unit
ALB Albumin	Bromcresol green	1 0220	3.76 37.6	2.89 - 4.62 28.9 - 46.2	0.288 2.88	g/dL g/L
AP Alkaline phosphatase	IFCC 37°C	1 0441	71.7 1.19	53.8 - 89.6 0.896 - 1.49	5.97 0.100	U/L µkat/L
ALT/GPT Alanine aminotransferase	IFCC, with pyridoxal phosphate 37°C	1 2701 +	51.8	39.9 - 63.7	3.97	U/L
	without pyridoxal phosphate 37°C	2 5010 1 2701	0.864 52.2 0.869	0.665 - 1.06 40.2 - 64.1 0.669 - 1.07	0.066 4.00 0.067	µkat/L U/L µkat/L
AST/GOT Aspartate aminotransferase	IFCC, with pyridoxal phosphate 37°C	1 2601 +	41.6	32.0 - 51.2	3.19	U/L
	without pyridoxal phosphate 37°C	2 5010 1 2601	0.693 42.6 0.710	0.534 - 0.853 32.8 - 52.4 0.546 - 0.873	0.053 3.26 0.054	µkat/L U/L µkat/L
AMY Amylase	EPS G-7	1 0501	66.7 1.11	53.3 - 80.0 0.889 - 1.33	4.45 0.074	U/L µkat/L
PAMY Pancreatic amylase	EPS G-7	1 0551	26.6 0.444	21.3 - 32.0 0.355 - 0.533	1.78 0.030	U/L µkat/L
APOA1 Apolipoprotein A1	Immunoturbidimetric	1 7102	141 1.41	113 - 169 1.13 - 1.69	9.39 0.094	mg/dL g/L
APOB Apolipoprotein B	Immunoturbidimetric	1 7112	74.6 0.746	59.7 - 89.5 0.597 - 0.895	4.97 0.050	mg/dL g/L
DBIL Direct Bilirubin	DCA	1 0821	0.858 14.7	0.635 - 1.08 10.9 - 18.5	0.074 1.27	mg/dL µmol/L
TBIL Total Bilirubin	DCA	1 0811	1.50 25.6	1.11 - 1.89 19.0 - 32.3	0.130 2.22	mg/dL µmol/L
CA Calcium	Phosphonazo	1 1181	2.26 9.06	2.01 - 2.51 8.07 - 10.1	0.083 0.332	mmol/L mg/dL
CL Chloride	Colorimetric	1 1221	103 365	93.8 - 112 332 - 398	3.09 11.0	mmol/L mg/dL
	Direct ISE	960405	103 364	93.4 - 112 331 - 397	3.08 10.9	mmol/L mg/dL
CHOL Cholesterol	CHOD-PAP	1 1300	145 3.75	125 - 166 3.23 - 4.28	6.78 0.175	mg/dL mmol/L
CHE Cholinesterase	Butyrylthiocholin	1 1401	6195 103	5080 - 7310 84.7 - 122	372 6.19	U/L µkat/L
CK Creatine kinase	DGKC, IFCC 37°C	1 1601	144 2.40	115 - 173 1.92 - 2.89	9.62 0.160	U/L µkat/L
CKMB Creatine kinase	mAK, Immunological method, 37°C	1 1641	34.3 0.571	27.4 - 41.1 0.457 - 0.685	2.28 0.038	U/L µkat/L
CREA Creatinine	Jaffé , without compensation	1 1711	1.49 131	1.16 - 1.81 103 - 160	0.109 9.64	mg/dL µmol/L
	Jaffé, with compensation	1 1711	1.37 121	1.07 - 1.67 94.3 - 148	0.100 8.87	mg/dL µmol/L
	Enzymatic PAP	1 1759	1.33 118	1.04 - 1.63 91.9 - 144	0.098 8.64	mg/dL µmol/L
GGT γ-Glutamyltransferase	IFCC, DGKC 1994 37°C	1 2801	28.1 0.468	21.9 - 34.2 0.365 - 0.571	2.06 0.034	U/L µkat/L
GLUC Glucose	GOD-PAP	1 2500	88.8 4.93	74.6 - 103 4.14 - 5.72	4.74 0.263	mg/dL mmol/L
	HK/G6P-DH	1 2511	88.9 4.93	74.6 - 103 4.14 - 5.72	4.74 0.263	mg/dL mmol/L
HDLC HDL-Cholesterol	Direct, colorimetric	1 3561	45.7 1.18	36.5 - 54.8 0.945 - 1.42	3.04 0.079	mg/dL mmol/L

TruLab N

LOT 35531

Cat. No. 5 9000 99 10 061 (6 x 5 mL)
5 9000 99 10 062 (20 x 5 mL)

 **2026-10-31**

respons[®]940



Updated sheets: www.diasys-diagnostics.com/service-area/value-sheets/

Value sheet version: 1

Short Name / Analyte	Method	Reagent ID	Value	Range	1 SD	Unit
HBUT β-Hydroxybutyrate	β-HBDH 37°C	1 3711	0.308 3.21	0.247 - 0.370 2.57 - 3.85	0.021 0.214	mmol/L mg/dL
IgA Immunoglobulin A	Immunoturbidimetric	1 7202	186 1.86	142 - 231 1.42 - 2.31	14.9 0.149	mg/dL g/L
IgE Immunoglobulin E	Immunoturbidimetric	1 7239	81.3 195	65.0 - 97.5 156 - 234	5.42 13.0	IU/mL ng/mL
IgG Immunoglobulin G	Immunoturbidimetric	1 7212	898 8.98	718 - 1077 7.18 - 10.8	59.9 0.599	mg/dL g/L
IgM Immunoglobulin M	Immunoturbidimetric	1 7222	87.2 0.872	62.8 - 112 0.628 - 1.12	8.14 0.081	mg/dL g/L
FE Iron	Ferene	1 1911	85.2 15.3	73.2 - 97.1 13.1 - 17.4	3.97 0.712	µg/dL µmol/L
LACT Lactate	LDH UV	1 4001	12.5 1.39	9.91 - 15.2 1.10 - 1.68	0.878 0.097	mg/dL mmol/L
LDH Lactate dehydrogenase	IFCC, modified	1 4251	156 2.60	128 - 184 2.13 - 3.06	9.34 0.156	U/L µkat/L
LDLC LDL-Cholesterol	Direct, colorimetric	1 4131	83.9 2.17	67.1 - 101 1.74 - 2.60	5.59 0.145	mg/dL mmol/L
LPS Lipase	Colorimetric	1 4321	51.2 0.853	40.9 - 61.4 0.682 - 1.02	3.41 0.057	U/L µkat/L
LI Lithium	Direct ISE	960406	0.926 0.642	0.796 - 1.06 0.552 - 0.732	0.043 0.030	mmol/L mg/dL
MG Magnesium	Xylidyl blue	1 4610	0.837 2.03	0.703 - 0.971 1.71 - 2.36	0.045 0.109	mmol/L mg/dL
PO3 Phosphorus	Molybdate UV	1 5211	2.86 0.922	2.34 - 3.37 0.756 - 1.09	0.171 0.055	mg/dL mmol/L
K Potassium	Enzymatic	1 5221	4.46 17.4	4.06 - 4.86 15.9 - 19.0	0.134 0.523	mmol/L mg/dL
	Direct ISE	960403	3.92 15.3	3.57 - 4.28 14.0 - 16.7	0.118 0.460	mmol/L mg/dL
Na Sodium	Enzymatic	1 4808	132 304	124 - 140 286 - 322	2.65 6.08	mmol/L mg/dL
	Direct ISE	960402	143 329	135 - 152 309 - 349	2.86 6.58	mmol/L mg/dL
TP Total Protein	Biuret, with sample blank	1 2311	5.98 59.8	5.32 - 6.64 53.2 - 66.4	0.219 2.19	g/dL g/L
TRF Transferrin	Immunoturbidimetric	1 7252	230 2.30	184 - 276 1.84 - 2.76	15.4 0.154	mg/dL g/L
TRIG Triglycerides	GPO-PAP	1 5710	80.7 0.909	66.2 - 95.2 0.745 - 1.07	4.84 0.055	mg/dL mmol/L
UIBC Unsat.Iron Binding Cap.	Ferene	1 1921	252 45.1	202 - 302 36.1 - 54.2	16.8 3.01	µg/dL µmol/L
UREA Urea	Urease UV	1 3101	29.7 4.94	23.2 - 36.2 3.86 - 6.03	2.18 0.363	mg/dL mmol/L
UA Uric Acid	TOOS	1 3001	4.79 285	4.12 - 5.46 245 - 325	0.224 13.3	mg/dL µmol/L




DiaSys Diagnostic Systems GmbH
Alte Strasse 9 65558 Holzheim Germany
www.diasys-diagnostics.com

TruLab N

LOT 35531

Cat. No. 5 9000 99 10 061 (6 x 5 mL)
5 9000 99 10 062 (20 x 5 mL)

 **2026-10-31**

BioMajesty®

 **IVD**

Updated sheets: www.diasys-diagnostics.com/service-area/value-sheets/


Value sheet version: 1

Short Name / Analyte	Method	Reagent ID	Value	Range	1 SD	Unit
ALB Albumin	Bromcresol green	1 0220	3.76 37.6	2.89 - 4.62 28.9 - 46.2	0.288 2.88	g/dL g/L
AP Alkaline phosphatase	IFCC 37°C	1 0441	71.7 1.19	53.8 - 89.6 0.896 - 1.49	5.97 0.100	U/L µkat/L
ALT/GPT Alanine aminotransferase	IFCC, with pyridoxal phosphate 37°C	1 2701 +	51.8	39.9 - 63.7	3.97	U/L
		2 5010	0.864	0.665 - 1.06	0.066	µkat/L
	without pyridoxal phosphate 37°C	1 2701	52.2 0.869	40.2 - 64.1 0.669 - 1.07	4.00 0.067	U/L µkat/L
AST/GOT Aspartate aminotransferase	IFCC, with pyridoxal phosphate 37°C	1 2601 +	41.6	32.0 - 51.2	3.19	U/L
		2 5010	0.693	0.534 - 0.853	0.053	µkat/L
	without pyridoxal phosphate 37°C	1 2601	42.6 0.710	32.8 - 52.4 0.546 - 0.873	3.26 0.054	U/L µkat/L
AMY Amylase	EPS G-7	1 0501	66.7 1.11	53.3 - 80.0 0.889 - 1.33	4.45 0.074	U/L µkat/L
	PAMY Pancreatic amylase	EPS G-7	1 0551	26.6 0.444	21.3 - 32.0 0.355 - 0.533	1.78 0.030
APOA1 Apolipoprotein A1	Immunoturbidimetric	1 7102	141	113 - 169	9.39	mg/dL
			1.41	1.13 - 1.69	0.094	g/L
APOB Apolipoprotein B	Immunoturbidimetric	1 7112	74.6	59.7 - 89.5	4.97	mg/dL
			0.746	0.597 - 0.895	0.050	g/L
DBIL Direct Bilirubin	DCA	1 0821	0.858	0.635 - 1.08	0.074	mg/dL
			14.7	10.9 - 18.5	1.27	µmol/L
TBIL Total Bilirubin	DCA	1 0811	1.50	1.11 - 1.89	0.130	mg/dL
			25.6	19.0 - 32.3	2.22	µmol/L
CA Calcium	Phosphonazo	1 1181	2.26	2.01 - 2.51	0.083	mmol/L
			9.06	8.07 - 10.1	0.332	mg/dL
CL Chloride	Indirect ISE	980132	100	91.1 - 109	3.00	mmol/L
			355	323 - 387	10.7	mg/dL
CHOL Cholesterol	CHOD-PAP	1 1300	145	125 - 166	6.78	mg/dL
			3.75	3.23 - 4.28	0.175	mmol/L
CHE Cholinesterase	Butyrylthiocholin	1 1401	6195	5080 - 7310	372	U/L
			103	84.7 - 122	6.19	µkat/L
CK Creatine kinase	DGKC, IFCC 37°C	1 1601	144	115 - 173	9.62	U/L
			2.40	1.92 - 2.89	0.160	µkat/L
CKMB Creatine kinase	mAK, Immunological method, 37°C	1 1641	34.3	27.4 - 41.1	2.28	U/L
			0.571	0.457 - 0.685	0.038	µkat/L
CREA Creatinine	Jaffé, without compensation	1 1711	1.49	1.16 - 1.81	0.109	mg/dL
			131	103 - 160	9.64	µmol/L
	Jaffé, with compensation	1 1711	1.37	1.07 - 1.67	0.100	mg/dL
			121	94.3 - 148	8.87	µmol/L
Enzymatic PAP	1 1759	1.33	1.04 - 1.63	0.098	mg/dL	
		118	91.9 - 144	8.64	µmol/L	
GGT γ-Glutamyltransferase	IFCC, DGKC 1994 37°C	1 2801	28.1	21.9 - 34.2	2.06	U/L
			0.468	0.365 - 0.571	0.034	µkat/L
GLUC Glucose	HK/G6P-DH	1 2511	88.9	74.6 - 103	4.74	mg/dL
			4.93	4.14 - 5.72	0.263	mmol/L

TruLab N

LOT 35531

Cat. No. 5 9000 99 10 061 (6 x 5 mL)
5 9000 99 10 062 (20 x 5 mL)

 **2026-10-31**

BioMajesty®



Updated sheets: www.diasys-diagnostics.com/service-area/value-sheets/

Value sheet version: 1

Short Name / Analyte	Method	Reagent ID	Value	Range	1 SD	Unit
HDLC HDL-Cholesterol	Direct, colorimetric	1 3561	45.7 1.18	36.5 - 54.8 0.945 - 1.42	3.04 0.079	mg/dL mmol/L
HBUT β-Hydroxybutyrate	β-HBDH 37°C	1 3711	0.308 3.21	0.247 - 0.370 2.57 - 3.85	0.021 0.214	mmol/L mg/dL
IgA Immunoglobulin A	Immunoturbidimetric	1 7202	186 1.86	142 - 231 1.42 - 2.31	14.9 0.149	mg/dL g/L
IgE Immunoglobulin E	Immunoturbidimetric	1 7239	81.3 195	65.0 - 97.5 156 - 234	5.42 13.0	IU/mL ng/mL
IgG Immunoglobulin G	Immunoturbidimetric	1 7212	898 8.98	718 - 1077 7.18 - 10.8	59.9 0.599	mg/dL g/L
IgM Immunoglobulin M	Immunoturbidimetric	1 7222	87.2 0.872	62.8 - 112 0.628 - 1.12	8.14 0.081	mg/dL g/L
FE Iron	Ferene	1 1911	81.3 14.6	69.9 - 92.7 12.5 - 16.6	3.79 0.680	µg/dL µmol/L
LACT Lactate	LDH UV	1 4001	12.5 1.39	9.91 - 15.2 1.10 - 1.68	0.878 0.097	mg/dL mmol/L
LDH Lactate dehydrogenase	IFCC, modified	1 4251	156 2.60	128 - 184 2.13 - 3.06	9.34 0.156	U/L µkat/L
LDLC LDL-Cholesterol	Direct, colorimetric	1 4131	83.9 2.17	67.1 - 101 1.74 - 2.60	5.59 0.145	mg/dL mmol/L
LPS Lipase	Colorimetric	1 4321	51.2 0.853	40.9 - 61.4 0.682 - 1.02	3.41 0.057	U/L µkat/L
MG Magnesium	Xylidyl blue	1 4610	0.837 2.03	0.703 - 0.971 1.71 - 2.36	0.045 0.109	mmol/L mg/dL
PL Phospholipids	Enzymatic	1 5741	164 2.11	131 - 197 1.69 - 2.53	10.9 0.141	mg/dL mmol/L
PO3 Phosphorus	Molybdate UV	1 5211	2.86 0.922	2.34 - 3.37 0.756 - 1.09	0.171 0.055	mg/dL mmol/L
K Potassium	Indirect ISE	980131	3.78 14.8	3.44 - 4.13 13.5 - 16.1	0.114 0.444	mmol/L mg/dL
Na Sodium	Indirect ISE	980130	136 313	128 - 144 294 - 332	2.72 6.26	mmol/L mg/dL
TP Total Protein	Biuret, with sample blank	1 2311	5.98 59.8	5.32 - 6.64 53.2 - 66.4	0.219 2.19	g/dL g/L
TRF Transferrin	Immunoturbidimetric	1 7252	230 2.30	184 - 276 1.84 - 2.76	15.4 0.154	mg/dL g/L
TRIG Triglycerides	GPO-PAP	1 5710	80.7 0.909	66.2 - 95.2 0.745 - 1.07	4.84 0.055	mg/dL mmol/L
UIBC Unsat.Iron Binding Cap.	Ferene	1 1921	252 45.1	202 - 302 36.1 - 54.2	16.8 3.01	µg/dL µmol/L
UREA Urea	Urease UV	1 3101	29.7 4.94	23.2 - 36.2 3.86 - 6.03	2.18 0.363	mg/dL mmol/L
UA Uric Acid	TOOS	1 3001	4.79 285	4.12 - 5.46 245 - 325	0.224 13.3	mg/dL µmol/L



DiaSys Diagnostic Systems GmbH
Alte Strasse 9 65558 Holzheim Germany
www.diasys-diagnostics.com