


# TruLab L Level 1

**LOT** 33893

Cat. No. 5 9020 99 10 065 ( 3 x 3 mL)

 2025-09-30



Updated sheets: [www.diasys-diagnostics.com/service-area/value-sheets/](http://www.diasys-diagnostics.com/service-area/value-sheets/)

Value sheet version: 2

Short Name / Analyte	Method	Reagent ID	Value	Range	Unit
<b>APOA1</b> Apolipoprotein A1	Immunoturbidimetric	1 7102	126 1.26	101 - 151 1.01 - 1.51	mg/dL g/L
<b>APOB</b> Apolipoprotein B	Immunoturbidimetric	1 7112	88.6 0.886	70.9 - 106 0.709 - 1.06	mg/dL g/L
<b>CHOL</b> Cholesterol	CHOD-PAP	1 1300 + 1 1350	176 4.55 1.76	151 - 200 3.91 - 5.18 1.51 - 2.00	mg/dL mmol/L g/L
<b>HDLC</b> HDL-Cholesterol	Immunoinhibition	1 3521	48.5 1.25 0.485	38.8 - 58.2 1.00 - 1.50 0.388 - 0.582	mg/dL mmol/L g/L
	Direct, colorimetric	1 3561	46.0 1.19 0.460	36.8 - 55.2 0.952 - 1.43 0.368 - 0.552	mg/dL mmol/L g/L
	CHOD-PAP Precipitant	1 1300 + 1 3540	43.5 1.12 0.435	34.8 - 52.1 0.899 - 1.35 0.348 - 0.521	mg/dL mmol/L g/L
<b>LDLC</b> LDL-Cholesterol	Homogenous Select, TruCal Lipid	1 4121	100 2.59 1.00	80.2 - 120 2.08 - 3.11 0.802 - 1.20	mg/dL mmol/L g/L
	Direct, colorimetric	1 4131	103 2.66 1.03	82.2 - 123 2.12 - 3.19 0.822 - 1.23	mg/dL mmol/L g/L
	CHOD-PAP Precipitant	1 1300 + 1 4330	117 3.02 1.17	93.6 - 140 2.42 - 3.63 0.936 - 1.40	mg/dL mmol/L g/L
<b>Lp-PLA<sub>2</sub></b> Lipoprotein-associated phospholipase A2	Colorimetric	1 7181	335 5.58	268 - 402 4.47 - 6.70	U/L µkat/L
<b>NEFA</b> Non-esterified fatty acids	Enzymatic	1 5781	15.0 0.531 0.150	12.0 - 18.0 0.425 - 0.638 0.120 - 0.180	mg/dL mmol/L g/L
<b>PL</b> Phospholipids	Enzymatic	1 5741	212 2.73 2.12	169 - 254 2.19 - 3.28 1.69 - 2.54	mg/dL mmol/L g/L
<b>TRIG</b> Triglycerides	GPO-PAP	1 5760 1 5710	100 1.13 1.00	80.1 - 120 0.902 - 1.35 0.801 - 1.20	mg/dL mmol/L g/L




DiaSys Diagnostic Systems GmbH  
Alte Strasse 9 65558 Holzheim Germany  
[www.diasys-diagnostics.com](http://www.diasys-diagnostics.com)

# TruLab L Level 1

**LOT** 33893

Cat. No. 5 9020 99 10 065 ( 3 x 3 mL)

 2025-09-30

**respons<sup>®</sup>910**



Updated sheets: [www.diasys-diagnostics.com/service-area/value-sheets/](http://www.diasys-diagnostics.com/service-area/value-sheets/)

Value sheet version: 2

Short Name / Analyte	Method	Reagent ID	Value	Range	Unit
<b>APOA1</b> Apolipoprotein A1	Immunoturbidimetric	1 7102	126 1.26	101 - 151 1.01 - 1.51	mg/dL g/L
<b>APOB</b> Apolipoprotein B	Immunoturbidimetric	1 7112	88.6 0.886	70.9 - 106 0.709 - 1.06	mg/dL g/L
<b>CHOL</b> Cholesterol	CHOD-PAP	1 1300 + 1 1350	176 4.55 1.76	151 - 200 3.91 - 5.18 1.51 - 2.00	mg/dL mmol/L g/L
<b>HDLC</b> HDL-Cholesterol	Immunoinhibition	1 3521	48.5 1.25 0.485	38.8 - 58.2 1.00 - 1.50 0.388 - 0.582	mg/dL mmol/L g/L
	Direct, colorimetric	1 3561	46.0 1.19 0.460	36.8 - 55.2 0.952 - 1.43 0.368 - 0.552	mg/dL mmol/L g/L
<b>LDLC</b> LDL-Cholesterol	Homogenous Select, TruCal Lipid	1 4121	100 2.59 1.00	80.2 - 120 2.08 - 3.11 0.802 - 1.20	mg/dL mmol/L g/L
	Direct, colorimetric	1 4131	103 2.66 1.03	82.2 - 123 2.12 - 3.19 0.822 - 1.23	mg/dL mmol/L g/L
<b>Lp-PLA<sub>2</sub></b> Lipoprotein-associated phospholipase A2	Colorimetric	1 7181	335 5.58	268 - 402 4.47 - 6.70	U/L µkat/L
<b>NEFA</b> Non-esterified fatty acids	Enzymatic	1 5781	15.0 0.531 0.150	12.0 - 18.0 0.425 - 0.638 0.120 - 0.180	mg/dL mmol/L g/L
<b>PL</b> Phospholipids	Enzymatic	1 5741	212 2.73 2.12	169 - 254 2.19 - 3.28 1.69 - 2.54	mg/dL mmol/L g/L
<b>TRIG</b> Triglycerides	GPO-PAP	1 5760 1 5710	100 1.13 1.00	80.1 - 120 0.902 - 1.35 0.801 - 1.20	mg/dL mmol/L g/L




DiaSys Diagnostic Systems GmbH  
Alte Strasse 9 65558 Holzheim Germany  
[www.diasys-diagnostics.com](http://www.diasys-diagnostics.com)

# TruLab L Level 1

**LOT** 33893

Cat. No. 5 9020 99 10 065 ( 3 x 3 mL)

 2025-09-30

**respons<sup>®</sup>920**



Updated sheets: [www.diasys-diagnostics.com/service-area/value-sheets/](http://www.diasys-diagnostics.com/service-area/value-sheets/)

Value sheet version: 2

Short Name / Analyte	Method	Reagent ID	Value	Range	1SD	Unit
<b>APOA1</b> Apolipoprotein A1	Immunoturbidimetric	1 7102	126 1.26	101 - 151 1.01 - 1.51	8.40 0.084	mg/dL g/L
<b>APOB</b> Apolipoprotein B	Immunoturbidimetric	1 7112	88.6 0.886	70.9 - 106 0.709 - 1.06	5.91 0.059	mg/dL g/L
<b>CHOL</b> Cholesterol	CHOD-PAP	1 1300 +	176	151 - 200	8.21	mg/dL
		1 1350	4.55 1.76	3.91 - 5.18 1.51 - 2.00	0.212 0.082	mmol/L g/L
<b>HDLc</b> HDL-Cholesterol	Immunoinhibition	1 3521	48.5	38.8 - 58.2	3.23	mg/dL
			1.25	1.00 - 1.50	0.084	mmol/L
			0.485	0.388 - 0.582	0.032	g/L
	Direct, colorimetric	1 3561	46.0	36.8 - 55.2	3.07	mg/dL
			1.19	0.952 - 1.43	0.079	mmol/L
			0.460	0.368 - 0.552	0.031	g/L
<b>LDLc</b> LDL-Cholesterol	Homogenous Select, TruCal Lipid	1 4121	98.2	78.6 - 118	6.55	mg/dL
			2.54	2.03 - 3.05	0.169	mmol/L
			0.982	0.786 - 1.18	0.065	g/L
	Direct, colorimetric	1 4131	104	83.4 - 125	6.95	mg/dL
			2.70	2.16 - 3.24	0.180	mmol/L
			1.04	0.834 - 1.25	0.070	g/L
<b>TRIG</b> Triglycerides	GPO-PAP	1 5760	100	80.1 - 120	6.67	mg/dL
		1 5710	1.13	0.902 - 1.35	0.075	mmol/L
			1.00	0.801 - 1.20	0.067	g/L




DiaSys Diagnostic Systems GmbH  
 Alte Strasse 9 65558 Holzheim Germany  
[www.diasys-diagnostics.com](http://www.diasys-diagnostics.com)

# TruLab L Level 1

**LOT** 33893

Cat. No. 5 9020 99 10 065 ( 3 x 3 mL)

 2025-09-30

**respons<sup>®</sup>940**




Updated sheets: [www.diasys-diagnostics.com/service-area/value-sheets/](http://www.diasys-diagnostics.com/service-area/value-sheets/)

Value sheet version: 2

Short Name / Analyte	Method	Reagent ID	Value	Range	1SD	Unit	
<b>APOA1</b> Apolipoprotein A1	Immunoturbidimetric	1 7102	126	101 - 151	8.40	mg/dL	
			1.26	1.01 - 1.51	0.084	g/L	
<b>APOB</b> Apolipoprotein B	Immunoturbidimetric	1 7112	88.6	70.9 - 106	5.91	mg/dL	
			0.886	0.709 - 1.06	0.059	g/L	
<b>CHOL</b> Cholesterol	CHOD-PAP	1 1300 +	176	151 - 200	8.21	mg/dL	
			1 1350	4.55	3.91 - 5.18	0.212	mmol/L
			1.76	1.51 - 2.00	0.082	g/L	
<b>HDLc</b> HDL-Cholesterol	Immunoinhibition	1 3521	48.5	38.8 - 58.2	3.23	mg/dL	
			1.25	1.00 - 1.50	0.084	mmol/L	
			0.485	0.388 - 0.582	0.032	g/L	
	Direct, colorimetric	1 3561	46.0	36.8 - 55.2	3.07	mg/dL	
			1.19	0.952 - 1.43	0.079	mmol/L	
			0.460	0.368 - 0.552	0.031	g/L	
<b>LDLc</b> LDL-Cholesterol	Homogenous Select, TruCal Lipid	1 4121	98.2	78.6 - 118	6.55	mg/dL	
			2.54	2.03 - 3.05	0.169	mmol/L	
	Direct, colorimetric	1 4131	104	83.4 - 125	6.95	mg/dL	
			2.70	2.16 - 3.24	0.180	mmol/L	
			1.04	0.834 - 1.25	0.070	g/L	
<b>TRIG</b> Triglycerides	GPO-PAP	1 5760	100	80.1 - 120	6.67	mg/dL	
			1 5710	1.13	0.902 - 1.35	0.075	mmol/L
			1.00	0.801 - 1.20	0.067	g/L	




DiaSys Diagnostic Systems GmbH  
 Alte Strasse 9 65558 Holzheim Germany  
[www.diasys-diagnostics.com](http://www.diasys-diagnostics.com)



# TruLab L Level 1

**LOT** 33893

Cat. No. 5 9020 99 10 065 ( 3 x 3 mL)

 2025-09-30

## BioMajesty®



Updated sheets: [www.diasys-diagnostics.com/service-area/value-sheets/](http://www.diasys-diagnostics.com/service-area/value-sheets/)

Value sheet version: 2

Short Name / Analyte	Method	Reagent ID	Value	Range	1SD	Unit
<b>APOA1</b> Apolipoprotein A1	Immunoturbidimetric	1 7102	126	101 - 151	8.40	mg/dL
			1.26	1.01 - 1.51	0.084	g/L
<b>APOB</b> Apolipoprotein B	Immunoturbidimetric	1 7112	88.6	70.9 - 106	5.91	mg/dL
			0.886	0.709 - 1.06	0.059	g/L
<b>CHOL</b> Cholesterol	CHOD-PAP	1 1300 + 1 1350	176	151 - 200	8.21	mg/dL
			4.55	3.91 - 5.18	0.212	mmol/L
			1.76	1.51 - 2.00	0.082	g/L
<b>HDLc</b> HDL-Cholesterol	Immunoinhibition	1 3521	48.5	38.8 - 58.2	3.23	mg/dL
			1.25	1.00 - 1.50	0.084	mmol/L
	Direct, colorimetric	1 3561	0.485	0.388 - 0.582	0.032	g/L
			46.0	36.8 - 55.2	3.07	mg/dL
			1.19	0.952 - 1.43	0.079	mmol/L
<b>LDLc</b> LDL-Cholesterol	Homogenous Select, TruCal Lipid	1 4121	100	80.2 - 120	6.69	mg/dL
			2.59	2.08 - 3.11	0.173	mmol/L
			1.00	0.802 - 1.20	0.067	g/L
	Direct, colorimetric	1 4131	103	82.2 - 123	6.85	mg/dL
			2.66	2.12 - 3.19	0.177	mmol/L
<b>NEFA</b> Non-esterified fatty acids	Enzymatic	1 5781	15.0	12.0 - 18.0	1.00	mg/dL
			0.531	0.425 - 0.638	0.035	mmol/L
			0.150	0.120 - 0.180	0.010	g/L
<b>PL</b> Phospholipids	Enzymatic	1 5741	212	169 - 254	14.1	mg/dL
			2.73	2.19 - 3.28	0.182	mmol/L
			2.12	1.69 - 2.54	0.141	g/L
<b>TRIG</b> Triglycerides	GPO-PAP	1 5760 1 5710	100	80.1 - 120	6.67	mg/dL
			1.13	0.902 - 1.35	0.075	mmol/L
			1.00	0.801 - 1.20	0.067	g/L



DiaSys Diagnostic Systems GmbH  
Alte Strasse 9 65558 Holzheim Germany  
[www.diasys-diagnostics.com](http://www.diasys-diagnostics.com)