

TruLab L Level 1

LOT 29253

Cat. No. 5 9020 99 10 065 (3 x 3 mL)



2023-04-30



Updated sheets: www.diasys-diagnostics.com/service-area/value-sheets/

Value sheet version: 2

Short Name / Analyte	Method	Reagent ID	Value	Range	Unit	
APOA1 Apolipoprotein A1	Immunoturbidimetric	1 7102	114	91.0 - 137	mg/dL	
			1.14	0.910 - 1.37	g/L	
APOB Apolipoprotein B	Immunoturbidimetric	1 7112	81.9	65.5 - 98.3	mg/dL	
			0.819	0.655 - 0.983	g/L	
CHOL Cholesterol	CHOD-PAP	1 1300 +	139	120 - 159	mg/dL	
			1 1350	3.60	3.10 - 4.11	mmol/L
			1.39	1.20 - 1.59	g/L	
HDLC HDL-Cholesterol	Immunoinhibition	1 3521	29.9	23.9 - 35.8	mg/dL	
			0.772	0.618 - 0.927	mmol/L	
			0.299	0.239 - 0.358	g/L	
	Direct, colorimetric	1 3561	23.5	18.8 - 28.2	mg/dL	
			0.608	0.486 - 0.729	mmol/L	
			0.235	0.188 - 0.282	g/L	
CHOD-PAP Precipitant	1 1300 +	24.7	19.8 - 29.7	mg/dL		
		1 3540	0.640	0.512 - 0.768	mmol/L	
LDLC LDL-Cholesterol	Homogenous Select, TruCal Lipid	1 4121	87.8	70.2 - 105	mg/dL	
			2.27	1.82 - 2.72	mmol/L	
			0.878	0.702 - 1.05	g/L	
	CHOD-PAP Precipitant	1 1300 +	102	81.3 - 122	mg/dL	
			1 4330	2.63	2.10 - 3.15	mmol/L
			1.02	0.813 - 1.22	g/L	
Lp-PLA₂ Lipoprotein-associated phospholipase A2	Enzymatic	1 7181	269	215 - 322	U/L	
			4.48	3.58 - 5.37	µkat/L	
NEFA Non-esterified fatty acids	Enzymatic	1 5781	11.5	9.24 - 13.9	mg/dL	
			0.409	0.327 - 0.490	mmol/L	
			0.115	0.092 - 0.139	g/L	
PL Phospholipids	Enzymatic	1 5741	204	164 - 245	mg/dL	
			2.64	2.11 - 3.17	mmol/L	
			2.04	1.64 - 2.45	g/L	
TRIG Triglycerides	GPO-PAP	1 5760	90.1	72.1 - 108	mg/dL	
			1 5710	1.01	0.811 - 1.22	mmol/L
			0.901	0.721 - 1.08	g/L	



DiaSys Diagnostic Systems GmbH
Alte Strasse 9 65558 Holzheim Germany
www.diasys-diagnostics.com

TruLab L Level 1

LOT 29253

Cat. No. 5 9020 99 10 065 (3 x 3 mL)



2023-04-30

respons[®]910Updated sheets: www.diasys-diagnostics.com/service-area/value-sheets/

Value sheet version: 2

Short Name / Analyte	Method	Reagent ID	Value	Range	Unit
APOA1 Apolipoprotein A1	Immunoturbidimetric	1 7102	114 1.14	91.0 - 137 0.910 - 1.37	mg/dL g/L
APOB Apolipoprotein B	Immunoturbidimetric	1 7112	81.9 0.819	65.5 - 98.3 0.655 - 0.983	mg/dL g/L
CHOL Cholesterol	CHOD-PAP	1 1300 +	139	120 - 159	mg/dL
		1 1350	3.60 1.39	3.10 - 4.11 1.20 - 1.59	mmol/L g/L
HDLC HDL-Cholesterol	Immunoinhibition	1 3521	29.9	23.9 - 35.8	mg/dL
			0.772	0.618 - 0.927	mmol/L
			0.299	0.239 - 0.358	g/L
LDLC LDL-Cholesterol	Direct, colorimetric	1 3561	23.5	18.8 - 28.2	mg/dL
			0.608	0.486 - 0.729	mmol/L
			0.235	0.188 - 0.282	g/L
LDLC LDL-Cholesterol	Homogenous Select, TruCal Lipid	1 4121	87.8	70.2 - 105	mg/dL
			2.27	1.82 - 2.72	mmol/L
			0.878	0.702 - 1.05	g/L
Lp-PLA₂ Lipoprotein-associated phospholipase A2	Enzymatic	1 7181	269	215 - 322	U/L
			4.48	3.58 - 5.37	µkat/L
NEFA Non-esterified fatty acids	Enzymatic	1 5781	11.5	9.24 - 13.9	mg/dL
			0.409	0.327 - 0.490	mmol/L
			0.115	0.092 - 0.139	g/L
PL Phospholipids	Enzymatic	1 5741	204	164 - 245	mg/dL
			2.64	2.11 - 3.17	mmol/L
			2.04	1.64 - 2.45	g/L
TRIG Triglycerides	GPO-PAP	1 5760	90.1	72.1 - 108	mg/dL
		1 5710	1.01	0.811 - 1.22	mmol/L
			0.901	0.721 - 1.08	g/L




DiaSys Diagnostic Systems GmbH
 Alte Strasse 9 65558 Holzheim Germany
www.diasys-diagnostics.com

TruLab L Level 1

LOT 29253

Cat. No. 5 9020 99 10 065 (3 x 3 mL)

 2023-04-30

respons[®]920



Updated sheets: www.diasys-diagnostics.com/service-area/value-sheets/

Value sheet version: 2

Short Name / Analyte	Method	Reagent ID	Value	Range	1SD	Unit
APOA1 Apolipoprotein A1	Immunoturbidimetric	1 7102	114 1.14	91.0 - 137 0.910 - 1.37	7.58 0.076	mg/dL g/L
APOB Apolipoprotein B	Immunoturbidimetric	1 7112	81.9 0.819	65.5 - 98.3 0.655 - 0.983	5.46 0.055	mg/dL g/L
CHOL Cholesterol	CHOD-PAP	1 1300 +	139	120 - 159	6.50	mg/dL
		1 1350	3.60 1.39	3.10 - 4.11 1.20 - 1.59	0.168 0.065	mmol/L g/L
HDL HDL-Cholesterol	Immunoinhibition	1 3521	29.9	23.9 - 35.8	1.99	mg/dL
			0.772 0.299	0.618 - 0.927 0.239 - 0.358	0.051 0.020	mmol/L g/L
	Direct, colorimetric	1 3561	23.5	18.8 - 28.2	1.57	mg/dL
			0.608 0.235	0.486 - 0.729 0.188 - 0.282	0.041 0.016	mmol/L g/L
LDLC LDL-Cholesterol	Homogenous Select, TruCal Lipid	1 4121	85.9	68.7 - 103	5.73	mg/dL
			2.22	1.78 - 2.66	0.148	mmol/L
			0.859	0.687 - 1.03	0.057	g/L
TRIG Triglycerides	GPO-PAP	1 5760 1 5710	90.1	72.1 - 108	6.01	mg/dL
			1.01	0.811 - 1.22	0.068	mmol/L
			0.901	0.721 - 1.08	0.060	g/L




DiaSys Diagnostic Systems GmbH
Alte Strasse 9 65558 Holzheim Germany
www.diasys-diagnostics.com

TruLab L Level 1

LOT 29253

Cat. No. 5 9020 99 10 065 (3 x 3 mL)

 2023-04-30

respons[®]940




Updated sheets: www.diasys-diagnostics.com/service-area/value-sheets/

Value sheet version: 2

Short Name / Analyte	Method	Reagent ID	Value	Range	1SD	Unit
APOA1 Apolipoprotein A1	Immunoturbidimetric	1 7102	114 1.14	91.0 - 137 0.910 - 1.37	7.58 0.076	mg/dL g/L
APOB Apolipoprotein B	Immunoturbidimetric	1 7112	81.9 0.819	65.5 - 98.3 0.655 - 0.983	5.46 0.055	mg/dL g/L
CHOL Cholesterol	CHOD-PAP	1 1300 +	139	120 - 159	6.50	mg/dL
		1 1350	3.60 1.39	3.10 - 4.11 1.20 - 1.59	0.168 0.065	mmol/L g/L
HDL HDL-Cholesterol	Immunoinhibition	1 3521	29.9	23.9 - 35.8	1.99	mg/dL
			0.772	0.618 - 0.927	0.051	mmol/L
			0.299	0.239 - 0.358	0.020	g/L
	Direct, colorimetric	1 3561	23.5 0.608 0.235	18.8 - 28.2 0.486 - 0.729 0.188 - 0.282	1.57 0.041 0.016	mg/dL mmol/L g/L
LDL LDL-Cholesterol	Homogenous Select, TruCal Lipid	1 4121	85.9	68.7 - 103	5.73	mg/dL
			2.22	1.78 - 2.66	0.148	mmol/L
			0.859	0.687 - 1.03	0.057	g/L
TRIG Triglycerides	GPO-PAP	1 5760 1 5710	90.1	72.1 - 108	6.01	mg/dL
			1.01	0.811 - 1.22	0.068	mmol/L
			0.901	0.721 - 1.08	0.060	g/L




DiaSys Diagnostic Systems GmbH
 Alte Strasse 9 65558 Holzheim Germany
www.diasys-diagnostics.com



TruLab L Level 1

LOT 29253

Cat. No. 5 9020 99 10 065 (3 x 3 mL)

 2023-04-30

BioMajesty®



Updated sheets: www.diasys-diagnostics.com/service-area/value-sheets/

Value sheet version: 2

Short Name / Analyte	Method	Reagent ID	Value	Range	1SD	Unit
APOA1 Apolipoprotein A1	Immunoturbidimetric	1 7102	114 1.14	91.0 - 137 0.910 - 1.37	7.58 0.076	mg/dL g/L
APOB Apolipoprotein B	Immunoturbidimetric	1 7112	81.9 0.819	65.5 - 98.3 0.655 - 0.983	5.46 0.055	mg/dL g/L
CHOL Cholesterol	CHOD-PAP	1 1300 + 1 1350	139 3.60 1.39	120 - 159 3.10 - 4.11 1.20 - 1.59	6.50 0.168 0.065	mg/dL mmol/L g/L
HDLC HDL-Cholesterol	Immuno-inhibition	1 3521	29.9 0.772 0.299	23.9 - 35.8 0.618 - 0.927 0.239 - 0.358	1.99 0.051 0.020	mg/dL mmol/L g/L
	Direct, colorimetric	1 3561	23.5 0.608 0.235	18.8 - 28.2 0.486 - 0.729 0.188 - 0.282	1.57 0.041 0.016	mg/dL mmol/L g/L
LDLC LDL-Cholesterol	Homogenous Select, TruCal Lipid	1 4121	87.8 2.27 0.878	70.2 - 105 1.82 - 2.72 0.702 - 1.05	5.85 0.151 0.059	mg/dL mmol/L g/L
NEFA Non-esterified fatty acids	Enzymatic	1 5781	11.5 0.409 0.115	9.24 - 13.9 0.327 - 0.490 0.092 - 0.139	0.770 0.027 0.01	mg/dL mmol/L g/L
PL Phospholipids	Enzymatic	1 5741	204 2.64 2.04	164 - 245 2.11 - 3.17 1.64 - 2.45	13.6 0.176 0.136	mg/dL mmol/L g/L
TRIG Triglycerides	GPO-PAP	1 5760 1 5710	90.1 1.01 0.901	72.1 - 108 0.811 - 1.22 0.721 - 1.08	6.01 0.068 0.060	mg/dL mmol/L g/L



DiaSys Diagnostic Systems GmbH
Alte Strasse 9 65558 Holzheim Germany
www.diasys-diagnostics.com