

TruLab L Level 1

LOT 30761

Cat. No. 5 9020 99 10 065 (3 x 3 mL)



2024-02-29



Updated sheets: www.diasys-diagnostics.com/service-area/value-sheets/

Value sheet version: 1

Short Name / Analyte	Method	Reagent ID	Value	Range	Unit			
APOA1 Apolipoprotein A1	Immunoturbidimetric	1 7102	121 1.21	96.4 - 145 0.964 - 1.45	mg/dL g/L			
APOB Apolipoprotein B	Immunoturbidimetric	1 7112	91.9 0.919	73.6 - 110 0.736 - 1.10	mg/dL g/L			
CHOL Cholesterol	CHOD-PAP	1 1300 +	156	134 - 178	mg/dL			
		1 1350	4.04 1.56	3.47 - 4.60 1.34 - 1.78	mmol/L g/L			
HDLc HDL-Cholesterol	Immunoinhibition	1 3521	37.4 0.968 0.374	30.0 - 44.9 0.775 - 1.16 0.300 - 0.449	mg/dL mmol/L g/L			
			Direct, colorimetric	1 3561	34.1 0.881 0.341	27.3 - 40.9 0.705 - 1.06 0.273 - 0.409	mg/dL mmol/L g/L	
					CHOD-PAP Precipitant	1 1300 +	23.7	19.0 - 28.5
	1 3540	0.614 0.237				0.491 - 0.737 0.190 - 0.285	mmol/L g/L	
	LDLc LDL-Cholesterol	Homogenous Select, TruCal Lipid	1 4121	97.6 2.52 0.976	78.1 - 117 2.02 - 3.03 0.781 - 1.17	mg/dL mmol/L g/L		
				CHOD-PAP Precipitant	1 1300 +	126	101 - 151	mg/dL
1 4330					3.26 1.26	2.61 - 3.91 1.01 - 1.51	mmol/L g/L	
Lp-PLA₂ Lipoprotein-associated phospholipase A2	Colorimetric	1 7181	303 5.05	243 - 364 4.04 - 6.06	U/L µkat/L			
			NEFA Non-esterified fatty acids	Enzymatic	1 5781	16.6 0.588 0.166	13.3 - 19.9 0.470 - 0.706 0.133 - 0.199	mg/dL mmol/L g/L
PL Phospholipids	Enzymatic	1 5741				169 2.18 1.69	135 - 202 1.74 - 2.61 1.35 - 2.02	mg/dL mmol/L g/L
						TRIG Triglycerides	GPO-PAP	1 5760
			1 5710	1.07 0.949	0.855 - 1.28 0.759 - 1.14			mmol/L g/L



DiaSys Diagnostic Systems GmbH
 Alte Strasse 9 65558 Holzheim Germany
www.diasys-diagnostics.com

TruLab L Level 1

LOT 30761

Cat. No. 5 9020 99 10 065 (3 x 3 mL)



2024-02-29

respons[®]910



Updated sheets: www.diasys-diagnostics.com/service-area/value-sheets/

Value sheet version: 1

Short Name / Analyte	Method	Reagent ID	Value	Range	Unit
APOA1 Apolipoprotein A1	Immunoturbidimetric	1 7102	121 1.21	96.4 - 145 0.964 - 1.45	mg/dL g/L
APOB Apolipoprotein B	Immunoturbidimetric	1 7112	91.9 0.919	73.6 - 110 0.736 - 1.10	mg/dL g/L
CHOL Cholesterol	CHOD-PAP	1 1300 +	156	134 - 178	mg/dL
		1 1350	4.04 1.56	3.47 - 4.60 1.34 - 1.78	mmol/L g/L
HDLC HDL-Cholesterol	Immunoinhibition	1 3521	37.4	30.0 - 44.9	mg/dL
			0.968	0.775 - 1.16	mmol/L
			0.374	0.300 - 0.449	g/L
LDLC LDL-Cholesterol	Direct, colorimetric	1 3561	34.1	27.3 - 40.9	mg/dL
			0.881	0.705 - 1.06	mmol/L
			0.341	0.273 - 0.409	g/L
LDLC LDL-Cholesterol	Homogenous Select, TruCal Lipid	1 4121	97.6	78.1 - 117	mg/dL
			2.52	2.02 - 3.03	mmol/L
			0.976	0.781 - 1.17	g/L
Lp-PLA₂ Lipoprotein-associated phospholipase A2	Colorimetric	1 7181	303	243 - 364	U/L
			5.05	4.04 - 6.06	µkat/L
NEFA Non-esterified fatty acids	Enzymatic	1 5781	16.6	13.3 - 19.9	mg/dL
			0.588	0.470 - 0.706	mmol/L
			0.166	0.133 - 0.199	g/L
PL Phospholipids	Enzymatic	1 5741	169	135 - 202	mg/dL
			2.18	1.74 - 2.61	mmol/L
			1.69	1.35 - 2.02	g/L
TRIG Triglycerides	GPO-PAP	1 5760	94.9	75.9 - 114	mg/dL
		1 5710	1.07	0.855 - 1.28	mmol/L
			0.949	0.759 - 1.14	g/L




DiaSys Diagnostic Systems GmbH
 Alte Strasse 9 65558 Holzheim Germany
www.diasys-diagnostics.com

TruLab L Level 1

LOT 30761

Cat. No. 5 9020 99 10 065 (3 x 3 mL)

 2024-02-29

respons[®]920



Updated sheets: www.diasys-diagnostics.com/service-area/value-sheets/

Value sheet version: 1

Short Name / Analyte	Method	Reagent ID	Value	Range	1SD	Unit
APOA1	Immunoturbidimetric	1 7102	121	96.4 - 145	8.04	mg/dL
Apolipoprotein A1			1.21	0.964 - 1.45	0.080	g/L
APOB	Immunoturbidimetric	1 7112	91.9	73.6 - 110	6.13	mg/dL
Apolipoprotein B			0.919	0.736 - 1.10	0.061	g/L
CHOL	CHOD-PAP	1 1300 +	156	134 - 178	7.28	mg/dL
Cholesterol		1 1350	4.04	3.47 - 4.60	0.188	mmol/L
			1.56	1.34 - 1.78	0.073	g/L
HDL	Immunoinhibition	1 3521	37.4	30.0 - 44.9	2.50	mg/dL
HDL-Cholesterol			0.968	0.775 - 1.16	0.065	mmol/L
			0.374	0.300 - 0.449	0.025	g/L
	Direct, colorimetric	1 3561	34.1	27.3 - 40.9	2.27	mg/dL
			0.881	0.705 - 1.06	0.059	mmol/L
			0.341	0.273 - 0.409	0.023	g/L
LDLC	Homogenous Select, TruCal Lipid	1 4121	91.7	73.4 - 110	6.11	mg/dL
LDL-Cholesterol			2.37	1.90 - 2.85	0.158	mmol/L
			0.917	0.734 - 1.10	0.061	g/L
TRIG	GPO-PAP	1 5760	94.9	75.9 - 114	6.33	mg/dL
Triglycerides		1 5710	1.07	0.855 - 1.28	0.071	mmol/L
			0.949	0.759 - 1.14	0.063	g/L




DiaSys Diagnostic Systems GmbH
 Alte Strasse 9 65558 Holzheim Germany
www.diasys-diagnostics.com

TruLab L Level 1

LOT 30761

Cat. No. 5 9020 99 10 065 (3 x 3 mL)

 2024-02-29

respons[®]940



Updated sheets: www.diasys-diagnostics.com/service-area/value-sheets/

Value sheet version: 1

Short Name / Analyte	Method	Reagent ID	Value	Range	1SD	Unit	
APOA1 Apolipoprotein A1	Immunoturbidimetric	1 7102	121 1.21	96.4 - 145 0.964 - 1.45	8.04 0.080	mg/dL g/L	
APOB Apolipoprotein B	Immunoturbidimetric	1 7112	91.9 0.919	73.6 - 110 0.736 - 1.10	6.13 0.061	mg/dL g/L	
CHOL Cholesterol	CHOD-PAP	1 1300 +	156	134 - 178	7.28	mg/dL	
		1 1350	4.04 1.56	3.47 - 4.60 1.34 - 1.78	0.188 0.073	mmol/L g/L	
HDL HDL-Cholesterol	Immunoinhibition	1 3521	37.4	30.0 - 44.9	2.50	mg/dL	
			0.968	0.775 - 1.16	0.065	mmol/L	
			0.374	0.300 - 0.449	0.025	g/L	
			34.1	27.3 - 40.9	2.27	mg/dL	
LDLC LDL-Cholesterol	Homogenous Select, TruCal Lipid	1 4121	0.881	0.705 - 1.06	0.059	mmol/L	
			0.341	0.273 - 0.409	0.023	g/L	
			91.7	73.4 - 110	6.11	mg/dL	
			2.37	1.90 - 2.85	0.158	mmol/L	
TRIG Triglycerides	GPO-PAP	1 5760	0.917	0.734 - 1.10	0.061	g/L	
			1 5710	94.9 1.07	75.9 - 114 0.855 - 1.28	6.33 0.071	mg/dL mmol/L
				0.949	0.759 - 1.14	0.063	g/L




DiaSys Diagnostic Systems GmbH
 Alte Strasse 9 65558 Holzheim Germany
www.diasys-diagnostics.com



TruLab L Level 1

LOT 30761

Cat. No. 5 9020 99 10 065 (3 x 3 mL)

 2024-02-29

BioMajesty®



Updated sheets: www.diasys-diagnostics.com/service-area/value-sheets/

Value sheet version: 1

Short Name / Analyte	Method	Reagent ID	Value	Range	1SD	Unit
APOA1 Apolipoprotein A1	Immunoturbidimetric	1 7102	121	96.4 - 145	8.04	mg/dL
			1.21	0.964 - 1.45	0.080	g/L
APOB Apolipoprotein B	Immunoturbidimetric	1 7112	91.9	73.6 - 110	6.13	mg/dL
			0.919	0.736 - 1.10	0.061	g/L
CHOL Cholesterol	CHOD-PAP	1 1300 + 1 1350	156	134 - 178	7.28	mg/dL
			4.04	3.47 - 4.60	0.188	mmol/L
			1.56	1.34 - 1.78	0.073	g/L
HDLC HDL-Cholesterol	Immunoinhibition	1 3521	37.4	30.0 - 44.9	2.50	mg/dL
			0.968	0.775 - 1.16	0.065	mmol/L
	Direct, colorimetric	1 3561	0.374	0.300 - 0.449	0.025	g/L
			34.1	27.3 - 40.9	2.27	mg/dL
			0.881	0.705 - 1.06	0.059	mmol/L
		0.341	0.273 - 0.409	0.023	g/L	
LDLC LDL-Cholesterol	Homogenous Select, TruCal Lipid	1 4121	97.6	78.1 - 117	6.50	mg/dL
			2.52	2.02 - 3.03	0.168	mmol/L
			0.976	0.781 - 1.17	0.065	g/L
NEFA Non-esterified fatty acids	Enzymatic	1 5781	16.6	13.3 - 19.9	1.11	mg/dL
			0.588	0.470 - 0.706	0.039	mmol/L
			0.166	0.133 - 0.199	0.011	g/L
PL Phospholipids	Enzymatic	1 5741	169	135 - 202	11.2	mg/dL
			2.18	1.74 - 2.61	0.145	mmol/L
			1.69	1.35 - 2.02	0.112	g/L
TRIG Triglycerides	GPO-PAP	1 5760 1 5710	94.9	75.9 - 114	6.33	mg/dL
			1.07	0.855 - 1.28	0.071	mmol/L
			0.949	0.759 - 1.14	0.063	g/L



DiaSys Diagnostic Systems GmbH
Alte Strasse 9 65558 Holzheim Germany
www.diasys-diagnostics.com