

# TruLab L Level 2

**LOT** 30762

Cat. No. 5 9030 99 10 065 ( 3 x 3 mL)



2024-02-29



Updated sheets: [www.diasys-diagnostics.com/service-area/value-sheets/](http://www.diasys-diagnostics.com/service-area/value-sheets/)

Value sheet version: 1

Short Name / Analyte	Method	Reagent ID	Value	Range	Unit	
<b>APOA1</b> Apolipoprotein A1	Immunoturbidimetric	1 7102	203	162 - 244	mg/dL	
			2.03	1.62 - 2.44	g/L	
<b>APOB</b> Apolipoprotein B	Immunoturbidimetric	1 7112	157	125 - 188	mg/dL	
			1.57	1.25 - 1.88	g/L	
<b>CHOL</b> Cholesterol	CHOD-PAP	1 1300 +	289	248 - 329	mg/dL	
			7.47	6.42 - 8.51	mmol/L	
			2.89	2.48 - 3.29	g/L	
<b>HDLC</b> HDL-Cholesterol	Immunoinhibition	1 3521	70.9	56.7 - 85.1	mg/dL	
			1.83	1.47 - 2.20	mmol/L	
			0.709	0.567 - 0.851	g/L	
	Direct, colorimetric	1 3561	71.3	57.0 - 85.5	mg/dL	
			1.84	1.47 - 2.21	mmol/L	
			0.713	0.570 - 0.855	g/L	
CHOD-PAP Precipitant	1 1300 +	62.7	50.1 - 75.2	mg/dL		
		1 3540	1.62	1.30 - 1.95	mmol/L	
<b>LDLC</b> LDL-Cholesterol	Homogenous Select, TruCal Lipid	1 4121	158	127 - 190	mg/dL	
			4.09	3.27 - 4.91	mmol/L	
			1.58	1.27 - 1.90	g/L	
	CHOD-PAP Precipitant	1 1300 +	215	172 - 258	mg/dL	
			1 4330	5.56	4.45 - 6.68	mmol/L
			2.15	1.72 - 2.58	g/L	
<b>Lp-PLA<sub>2</sub></b> Lipoprotein-associated phospholipase A2	Colorimetric	1 7181	1076	861 - 1291	U/L	
			17.9	14.3 - 21.5	µkat/L	
<b>NEFA</b> Non-esterified fatty acids	Enzymatic	1 5781	53.8	43.0 - 64.5	mg/dL	
			1.90	1.52 - 2.28	mmol/L	
			0.538	0.430 - 0.645	g/L	
<b>PL</b> Phospholipids	Enzymatic	1 5741	313	250 - 375	mg/dL	
			4.03	3.23 - 4.84	mmol/L	
			3.13	2.50 - 3.75	g/L	
<b>TRIG</b> Triglycerides	GPO-PAP	1 5760	265	212 - 318	mg/dL	
			1 5710	2.99	2.39 - 3.59	mmol/L
			2.65	2.12 - 3.18	g/L	




DiaSys Diagnostic Systems GmbH  
 Alte Strasse 9 65558 Holzheim Germany  
[www.diasys-diagnostics.com](http://www.diasys-diagnostics.com)

# TruLab L Level 2

**LOT** 30762

Cat. No. 5 9030 99 10 065 ( 3 x 3 mL)

 2024-02-29

**respons<sup>®</sup>910**



Updated sheets: [www.diasys-diagnostics.com/service-area/value-sheets/](http://www.diasys-diagnostics.com/service-area/value-sheets/)

Value sheet version: 1

Short Name / Analyte	Method	Reagent ID	Value	Range	Unit
<b>APOA1</b> Apolipoprotein A1	Immunoturbidimetric	1 7102	203 2.03	162 - 244 1.62 - 2.44	mg/dL g/L
<b>APOB</b> Apolipoprotein B	Immunoturbidimetric	1 7112	157 1.57	125 - 188 1.25 - 1.88	mg/dL g/L
<b>CHOL</b> Cholesterol	CHOD-PAP	1 1300 +	289	248 - 329	mg/dL
		1 1350	7.47 2.89	6.42 - 8.51 2.48 - 3.29	mmol/L g/L
<b>HDLC</b> HDL-Cholesterol	Immunoinhibition	1 3521	70.9	56.7 - 85.1	mg/dL
			1.83	1.47 - 2.20	mmol/L
			0.709	0.567 - 0.851	g/L
<b>LDLC</b> LDL-Cholesterol	Direct, colorimetric	1 3561	71.3	57.0 - 85.5	mg/dL
			1.84	1.47 - 2.21	mmol/L
			0.713	0.570 - 0.855	g/L
<b>LDLC</b> LDL-Cholesterol	Homogenous Select, TruCal Lipid	1 4121	158	127 - 190	mg/dL
			4.09	3.27 - 4.91	mmol/L
			1.58	1.27 - 1.90	g/L
<b>Lp-PLA<sub>2</sub></b> Lipoprotein-associated phospholipase A2	Colorimetric	1 7181	1076	861 - 1291	U/L
			17.9	14.3 - 21.5	µkat/L
<b>NEFA</b> Non-esterified fatty acids	Enzymatic	1 5781	53.8	43.0 - 64.5	mg/dL
			1.90	1.52 - 2.28	mmol/L
			0.538	0.430 - 0.645	g/L
<b>PL</b> Phospholipids	Enzymatic	1 5741	313	250 - 375	mg/dL
			4.03	3.23 - 4.84	mmol/L
			3.13	2.50 - 3.75	g/L
<b>TRIG</b> Triglycerides	GPO-PAP	1 5760	265	212 - 318	mg/dL
		1 5710	2.99	2.39 - 3.59	mmol/L
			2.65	2.12 - 3.18	g/L




DiaSys Diagnostic Systems GmbH  
 Alte Strasse 9 65558 Holzheim Germany  
[www.diasys-diagnostics.com](http://www.diasys-diagnostics.com)

# TruLab L Level 2

**LOT** 30762

Cat. No. 5 9030 99 10 065 ( 3 x 3 mL)

 2024-02-29

**respons<sup>®</sup>920**



Updated sheets: [www.diasys-diagnostics.com/service-area/value-sheets/](http://www.diasys-diagnostics.com/service-area/value-sheets/)

Value sheet version: 1

Short Name / Analyte	Method	Reagent ID	Value	Range	1SD	Unit
<b>APOA1</b> Apolipoprotein A1	Immunoturbidimetric	1 7102	203 2.03	162 - 244 1.62 - 2.44	13.5 0.135	mg/dL g/L
<b>APOB</b> Apolipoprotein B	Immunoturbidimetric	1 7112	157 1.57	125 - 188 1.25 - 1.88	10.4 0.104	mg/dL g/L
<b>CHOL</b> Cholesterol	CHOD-PAP	1 1300 +	289	248 - 329	13.5	mg/dL
		1 1350	7.47 2.89	6.42 - 8.51 2.48 - 3.29	0.349 0.135	mmol/L g/L
<b>HDL</b> HDL-Cholesterol	Immunoinhibition	1 3521	70.9 1.83	56.7 - 85.1 1.47 - 2.20	4.73 0.122	mg/dL mmol/L
			0.709	0.567 - 0.851	0.047	g/L
	Direct, colorimetric	1 3561	71.3 1.84	57.0 - 85.5 1.47 - 2.21	4.75 0.123	mg/dL mmol/L
			0.713	0.570 - 0.855	0.048	g/L
<b>LDL</b> LDL-Cholesterol	Homogenous Select, TruCal Lipid	1 4121	151 3.90	121 - 181 3.12 - 4.68	10.0 0.260	mg/dL mmol/L
			1.51	1.21 - 1.81	0.100	g/L
<b>TRIG</b> Triglycerides	GPO-PAP	1 5760 1 5710	265 2.99	212 - 318 2.39 - 3.59	17.7 0.199	mg/dL mmol/L
			2.65	2.12 - 3.18	0.177	g/L




DiaSys Diagnostic Systems GmbH  
 Alte Strasse 9 65558 Holzheim Germany  
[www.diasys-diagnostics.com](http://www.diasys-diagnostics.com)

# TruLab L Level 2

**LOT** 30762

Cat. No. 5 9030 99 10 065 ( 3 x 3 mL)

 2024-02-29

**respons<sup>®</sup>940**



Updated sheets: [www.diasys-diagnostics.com/service-area/value-sheets/](http://www.diasys-diagnostics.com/service-area/value-sheets/)

Value sheet version: 1

Short Name / Analyte	Method	Reagent ID	Value	Range	1SD	Unit	
<b>APOA1</b> Apolipoprotein A1	Immunoturbidimetric	1 7102	203 2.03	162 - 244 1.62 - 2.44	13.5 0.135	mg/dL g/L	
<b>APOB</b> Apolipoprotein B	Immunoturbidimetric	1 7112	157 1.57	125 - 188 1.25 - 1.88	10.4 0.104	mg/dL g/L	
<b>CHOL</b> Cholesterol	CHOD-PAP	1 1300 +	289	248 - 329	13.5	mg/dL	
		1 1350	7.47 2.89	6.42 - 8.51 2.48 - 3.29	0.349 0.135	mmol/L g/L	
<b>HDLc</b> HDL-Cholesterol	Immunoinhibition	1 3521	70.9 1.83 0.709	56.7 - 85.1 1.47 - 2.20 0.567 - 0.851	4.73 0.122 0.047	mg/dL mmol/L g/L	
			Direct, colorimetric	1 3561	71.3 1.84 0.713	57.0 - 85.5 1.47 - 2.21 0.570 - 0.855	4.75 0.123 0.048
	<b>LDLc</b> LDL-Cholesterol	Homogenous Select, TruCal Lipid	1 4121	151 3.90 1.51	121 - 181 3.12 - 4.68 1.21 - 1.81	10.0 0.260 0.100	mg/dL mmol/L g/L
<b>TRIG</b> Triglycerides	GPO-PAP	1 5760	265	212 - 318	17.7	mg/dL	
		1 5710	2.99 2.65	2.39 - 3.59 2.12 - 3.18	0.199 0.177	mmol/L g/L	




DiaSys Diagnostic Systems GmbH  
Alte Strasse 9 65558 Holzheim Germany  
[www.diasys-diagnostics.com](http://www.diasys-diagnostics.com)

# TruLab L Level 2

**LOT** 30762

Cat. No. 5 9030 99 10 065 ( 3 x 3 mL)

 2024-02-29

**BioMajesty<sup>®</sup>**

 **IVD**

Updated sheets: [www.diasys-diagnostics.com/service-area/value-sheets/](http://www.diasys-diagnostics.com/service-area/value-sheets/)

Value sheet version: 1

Short Name / Analyte	Method	Reagent ID	Value	Range	1SD	Unit
<b>APOA1</b> Apolipoprotein A1	Immunoturbidimetric	1 7102	203	162 - 244	13.5	mg/dL
			2.03	1.62 - 2.44	0.135	g/L
<b>APOB</b> Apolipoprotein B	Immunoturbidimetric	1 7112	157	125 - 188	10.4	mg/dL
			1.57	1.25 - 1.88	0.104	g/L
<b>CHOL</b> Cholesterol	CHOD-PAP	1 1300 +	289	248 - 329	13.5	mg/dL
			7.47	6.42 - 8.51	0.349	mmol/L
			2.89	2.48 - 3.29	0.135	g/L
<b>HDLC</b> HDL-Cholesterol	Immuno-inhibition	1 3521	70.9	56.7 - 85.1	4.73	mg/dL
			1.83	1.47 - 2.20	0.122	mmol/L
	Direct, colorimetric	1 3561	0.709	0.567 - 0.851	0.047	g/L
			71.3	57.0 - 85.5	4.75	mg/dL
<b>LDLC</b> LDL-Cholesterol	Homogenous Select, TruCal Lipid	1 4121	1.84	1.47 - 2.21	0.123	mmol/L
			0.713	0.570 - 0.855	0.048	g/L
			158	127 - 190	10.5	mg/dL
<b>NEFA</b> Non-esterified fatty acids	Enzymatic	1 5781	4.09	3.27 - 4.91	0.273	mmol/L
			1.58	1.27 - 1.90	0.105	g/L
			53.8	43.0 - 64.5	3.59	mg/dL
<b>PL</b> Phospholipids	Enzymatic	1 5741	1.90	1.52 - 2.28	0.127	mmol/L
			0.538	0.430 - 0.645	0.036	g/L
			313	250 - 375	20.8	mg/dL
<b>TRIG</b> Triglycerides	GPO-PAP	1 5760	4.03	3.23 - 4.84	0.269	mmol/L
			3.13	2.50 - 3.75	0.208	g/L
			265	212 - 318	17.7	mg/dL
		1 5710	2.99	2.39 - 3.59	0.199	mmol/L
			2.65	2.12 - 3.18	0.177	g/L



DiaSys Diagnostic Systems GmbH  
 Alte Strasse 9 65558 Holzheim Germany  
[www.diasys-diagnostics.com](http://www.diasys-diagnostics.com)