


TruLab N

LOT 27547



Cat. No. 5 9000 99 10 061 (6 x 5 mL)
5 9000 99 10 062 (20 x 5 mL)



2022-08




Updated sheets: www.diasys-diagnostics.com/service-area/value-sheets/

Value sheet version: 5

Short Name / Analyte	Method	Reagent ID	Value	Range	Unit
ALB Albumin	Bromcresol green	1 0220	3.63 36.3	2.80 - 4.46 28.0 - 44.6	g/dL g/L
AP Alkaline phosphatase	IFCC 37°C	1 0441	69.8 1.16	52.4 - 87.3 0.873 - 1.45	U/L µkat/L
	DGKC 1970 37°C	1 0401	112 1.87	84.0 - 140 1.40 - 2.33	U/L µkat/L
ALT/GPT Alanine aminotransferase	IFCC, with pyridoxal phosphate 37°C	1 2701 + 2 5010	48.7 0.812	37.5 - 59.9 0.625 - 0.999	U/L µkat/L
	without pyridoxal phosphate 37°C	1 2701	49.0 0.817	37.7 - 60.3 0.629 - 1.00	U/L µkat/L
AST/GOT Aspartate aminotransferase	IFCC, with pyridoxal phosphate 37°C	1 2601 + 2 5010	44.1 0.734	33.9 - 54.2 0.565 - 0.903	U/L µkat/L
	without pyridoxal phosphate 37°C	1 2601	42.4 0.707	32.7 - 52.2 0.544 - 0.870	U/L µkat/L
AMY Amylase	EPS G-7	1 0501	70.6 1.18	56.5 - 84.7 0.941 - 1.41	U/L µkat/L
PAMY Pancreatic amylase	EPS G-7	1 0551	27.0 0.449	21.6 - 32.4 0.359 - 0.539	U/L µkat/L
APOA1 Apolipoprotein A1	Immunoturbidimetric	1 7102	131 1.31	105 - 157 1.05 - 1.57	mg/dL g/L
APOB Apolipoprotein B	Immunoturbidimetric	1 7112	72.6 0.726	58.1 - 87.1 0.581 - 0.871	mg/dL g/L
BILE Total Bile Acids	Enzymatic cycling method	1 2238	9.72	7.77 - 11.7	µmol/L
DBIL Direct Bilirubin	DCA	1 0821	0.697 11.9	0.516 - 0.878 8.82 - 15.0	mg/dL µmol/L
	Jendrassik-Grof	1 0849	0.793 13.6	0.587 - 0.999 10.0 - 17.1	mg/dL µmol/L
TBIL Total Bilirubin	DCA	1 0811	1.47 25.1	1.09 - 1.85 18.6 - 31.7	mg/dL µmol/L
	Jendrassik-Grof	1 0849	1.65 28.3	1.22 - 2.08 20.9 - 35.6	mg/dL µmol/L
CA Calcium	Arsenazo	1 1130	1.94 7.79	1.73 - 2.16 6.93 - 8.65	mmol/L mg/dL
	Phosphonazo	1 1181	2.07 8.31	1.84 - 2.30 7.39 - 9.22	mmol/L mg/dL
CL Chloride	Colorimetric	1 1221	108 382	98.1 - 118 348 - 417	mmol/L mg/dL
CHOL Cholesterol	CHOD-PAP	1 1300 + 1 1350	156 4.04	134 - 178 3.47 - 4.60	mg/dL mmol/L
CHE Cholinesterase	Butyrylthiocholin	1 1401	6178 103	5066 - 7290 84.4 - 122	U/L µkat/L
CK Creatine kinase	DGKC, IFCC 37°C	1 1601	152 2.53	122 - 182 2.03 - 3.04	U/L µkat/L

TruLab N

LOT 27547



Cat. No. 5 9000 99 10 061 (6 x 5 mL)
5 9000 99 10 062 (20 x 5 mL)



2022-08



Updated sheets: www.diasys-diagnostics.com/service-area/value-sheets/

Value sheet version: 5

Short Name / Analyte	Method	Reagent ID	Value	Range	Unit
CKMB Creatine kinase	mAK, Immunological method, 37°C	1 1641	31.3	25.1 - 37.6	U/L
			0.522	0.418 - 0.626	µkat/L
CREA Creatinine	Jaffé, without compensation	1 1711	1.52	1.19 - 1.85	mg/dL
			134	105 - 164	µmol/L
	Jaffé, with compensation	1 1711	1.40	1.09 - 1.71	mg/dL
			124	96.5 - 151	µmol/L
Enzymatic PAP	1 1759	1.39	1.08 - 1.70	mg/dL	
		123	95.8 - 150	µmol/L	
GGT γ-Glutamyltransferase	IFCC, DGKC 1994 37°C	1 2801	26.5	20.6 - 32.3	U/L
			0.441	0.344 - 0.538	µkat/L
	Szasz 37°C	1 2801	23.4	18.3 - 28.6	U/L
GLDH Glutamat dehydrogenase	DGKC 1970 37°C	1 2411	15.6	12.5 - 18.7	U/L
			0.260	0.208 - 0.312	µkat/L
			0.390	0.304 - 0.476	µkat/L
GLUC Glucose	GOD-PAP	1 2500 +	88.7	74.5 - 103	mg/dL
			4.92	4.14 - 5.71	mmol/L
	HK/G6P-DH	1 2511	87.5	73.5 - 102	mg/dL
			4.86	4.08 - 5.63	mmol/L
	Gluc-DH	1 2531	87.4	73.4 - 101	mg/dL
4.85			4.07 - 5.63	mmol/L	
HBDH α-Hydroxybutyrate dehydro.	DGKC 37°C	1 3201	120	96.0 - 144	U/L
			2.00	1.60 - 2.40	µkat/L
HDLC HDL-Cholesterol	Immunoinhibition	1 3521	45.3	39.0 - 51.6	mg/dL
			1.17	1.01 - 1.34	mmol/L
			1.32	1.13 - 1.50	mmol/L
HBUT β-Hydroxybutyrate	β-HBDH / Diaphorase 37°C	1 3701	0.294	0.235 - 0.353	mmol/L
			3.06	2.45 - 3.67	mg/dL
	β-HBDH 37°C	1 3711	0.331	0.265 - 0.397	mmol/L
IgA Immunoglobulin A	Immunoturbidimetric	1 7202	183	139 - 227	mg/dL
			1.83	1.39 - 2.27	g/L
IgE Immunoglobulin E	Immunoturbidimetric	1 7239	91.7	73.4 - 110	IU/mL
			220	176 - 264	ng/mL
IgG Immunoglobulin G	Immunoturbidimetric	1 7212	874	699 - 1049	mg/dL
			8.74	6.99 - 10.5	g/L
IgM Immunoglobulin M	Immunoturbidimetric	1 7222	82.7	59.5 - 106	mg/dL
			0.827	0.595 - 1.06	g/L
FE Iron	Ferene	1 1911	80.7	69.4 - 92.0	µg/dL
			14.5	12.4 - 16.5	µmol/L
LACT Lactate	LDH UV	1 4001	11.4	9.01 - 13.8	mg/dL
			1.27	1.000 - 1.53	mmol/L
LDH Lactate dehydrogenase	IFCC, DGKC 1994 37°C	1 4211	144	118 - 170	U/L
			2.39	1.96 - 2.83	µkat/L
	DGKC opt. 1970 37°C	1 4201	233	191 - 274	U/L
			3.88	3.18 - 4.57	µkat/L

TruLab N

LOT 27547

Cat. No. 5 9000 99 10 061 (6 x 5 mL)
5 9000 99 10 062 (20 x 5 mL)



2022-08



Updated sheets: www.diasys-diagnostics.com/service-area/value-sheets/

Value sheet version: 5

Short Name / Analyte	Method	Reagent ID	Value	Range	Unit
LDLC LDL-Cholesterol	Homogenous Select, TruCal Lipid	1 4121	84.7	72.8 - 96.6	mg/dL
			2.19	1.88 - 2.50	mmol/L
	Direct, colorimetric	1 4131	83.3	71.6 - 95.0	mg/dL
			2.15	1.85 - 2.46	mmol/L
LPS Lipase	Colorimetric	1 4321	51.0	40.8 - 61.2	U/L
			0.850	0.680 - 1.02	µkat/L
MG Magnesium	Xylidyl blue	1 4610	0.814	0.684 - 0.944	mmol/L
			1.98	1.66 - 2.30	mg/dL
PL Phospholipids	Enzymatic	1 5741	175	140 - 210	mg/dL
			2.26	1.80 - 2.71	mmol/L
PO3 Phosphorus	Molybdate UV, substrate start	1 5211	2.93	2.40 - 3.46	mg/dL
			0.945	0.775 - 1.12	mmol/L
			Molybdate UV, sample start	1 5211	2.89
			0.933	0.765 - 1.10	mmol/L
K Potassium	Enzymatic	1 5221	3.89	3.54 - 4.24	mmol/L
			15.2	13.8 - 16.6	mg/dL
Na Sodium	Enzymatic	1 4808	131	124 - 139	mmol/L
			302	284 - 320	mg/dL
TP Total Protein	Biuret, without sample blank	1 2311	6.53	5.81 - 7.25	g/dL
			65.3	58.1 - 72.5	g/L
			Biuret, with sample blank	1 2311	5.85
			58.5	52.1 - 64.9	g/L
TRF Transferrin	Immunoturbidimetric	1 7252	227	182 - 272	mg/dL
			2.27	1.82 - 2.72	g/L
TRIG Triglycerides	GPO-PAP	1 5760	94.8	77.7 - 112	mg/dL
			1 5710	1.07	0.875 - 1.26
UIBC Unsat. Iron Binding Cap.	Ferene	1 1921	226	181 - 271	µg/dL
			40.5	32.4 - 48.6	µmol/L
			For reagent lots ≥ 29398	1 1921	258
			46.2	37.0 - 55.4	µmol/L
UREA Urea	Urease UV	1 3101	35.7	27.9 - 43.6	mg/dL
			5.95	4.64 - 7.26	mmol/L
			Colorimetric, Berthelot	1 3115	35.5
			5.92	4.62 - 7.22	mmol/L
UA Uric Acid	TBHBA	1 3021	5.08	4.37 - 5.79	mg/dL
			302	260 - 344	µmol/L
			TOOS	1 3001	4.99
			297	255 - 338	µmol/L



DiaSys Diagnostic Systems GmbH
Alte Strasse 9 65558 Holzheim Germany
www.diasys-diagnostics.com

TruLab N

LOT 27547



Cat. No. 5 9000 99 10 061 (6 x 5 mL)
5 9000 99 10 062 (20 x 5 mL)



2022-08

Sensostar **Sensostar**
GLHsix GL30 touch



IVD

Updated sheets: www.diasys-diagnostics.com/service-area/value-sheets/

Value sheet version: 5

Short Name / Analyte	Method	Reagent ID	Value	Range	Unit
GLUC	Amperometric	Biosensor	94.6	79.5 - 110	mg/dL
Glucose			5.25	4.41 - 6.09	mmol/L
LACT	Amperometric	Biosensor	13.5	10.7 - 16.3	mg/dL
Lactate			1.50	1.18 - 1.81	mmol/L



DiaSys Diagnostic Systems GmbH
Alte Strasse 9 65558 Holzheim Germany
www.diasys-diagnostics.com

TruLab N

LOT 27547



Cat. No. 5 9000 99 10 061 (6 x 5 mL)
5 9000 99 10 062 (20 x 5 mL)



2022-08

respons[®]910




Updated sheets: www.diasys-diagnostics.com/service-area/value-sheets/

Value sheet version: 5

Short Name / Analyte	Method	Reagent ID	Value	Range	Unit
ALB Albumin	Bromcresol green	1 0220	3.63 36.3	2.80 - 4.46 28.0 - 44.6	g/dL g/L
AP Alkaline phosphatase	IFCC 37°C	1 0441	69.8 1.16	52.4 - 87.3 0.873 - 1.45	U/L µkat/L
ALT/GPT Alanine aminotransferase	IFCC, with pyridoxal phosphate 37°C	1 2701 + 2 5010	48.7 0.812	37.5 - 59.9 0.625 - 0.999	U/L µkat/L
	without pyridoxal phosphate 37°C	1 2701	49.0 0.817	37.7 - 60.3 0.629 - 1.00	U/L µkat/L
AST/GOT Aspartate aminotransferase	IFCC, with pyridoxal phosphate 37°C	1 2601 + 2 5010	44.1 0.734	33.9 - 54.2 0.565 - 0.903	U/L µkat/L
	without pyridoxal phosphate 37°C	1 2601	42.4 0.707	32.7 - 52.2 0.544 - 0.870	U/L µkat/L
AMY Amylase	EPS G-7	1 0501	70.6 1.18	56.5 - 84.7 0.941 - 1.41	U/L µkat/L
PAMY Pancreatic amylase	EPS G-7	1 0551	27.0 0.449	21.6 - 32.4 0.359 - 0.539	U/L µkat/L
APOA1 Apolipoprotein A1	Immunoturbidimetric	1 7102	131 1.31	105 - 157 1.05 - 1.57	mg/dL g/L
APOB Apolipoprotein B	Immunoturbidimetric	1 7112	72.6 0.726	58.1 - 87.1 0.581 - 0.871	mg/dL g/L
BILE Total Bile Acids	Enzymatic cycling method	1 2238	9.72	7.77 - 11.7	µmol/L
DBIL Direct Bilirubin	DCA	1 0821	0.697 11.9	0.516 - 0.878 8.82 - 15.0	mg/dL µmol/L
TBIL Total Bilirubin	DCA	1 0811	1.47 25.1	1.09 - 1.85 18.6 - 31.7	mg/dL µmol/L
CA Calcium	Phosphonazo	1 1181	2.07 8.31	1.84 - 2.30 7.39 - 9.22	mmol/L mg/dL
CL Chloride	Colorimetric	1 1221	108 382	98.1 - 118 348 - 417	mmol/L mg/dL
CHOL Cholesterol	CHOD-PAP	1 1300	156 4.04	134 - 178 3.47 - 4.60	mg/dL mmol/L
CHE Cholinesterase	Butyrylthiocholin	1 1401	6178 103	5066 - 7290 84.4 - 122	U/L µkat/L
CK Creatine kinase	DGKC, IFCC 37°C	1 1601	152 2.53	122 - 182 2.03 - 3.04	U/L µkat/L
CKMB Creatine kinase	mAK, Immunological method, 37°C	1 1641	31.3 0.522	25.1 - 37.6 0.418 - 0.626	U/L µkat/L
CREA Creatinine	Jaffé, without compensation	1 1711	1.52 134	1.19 - 1.85 105 - 164	mg/dL µmol/L
	Jaffé, with compensation	1 1711	1.40 124	1.09 - 1.71 96.5 - 151	mg/dL µmol/L
	Enzymatic PAP	1 1759	1.39 123	1.08 - 1.70 95.8 - 150	mg/dL µmol/L
GGT γ-Glutamyltransferase	IFCC, DGKC 1994 37°C	1 2801	26.5 0.441	20.6 - 32.3 0.344 - 0.538	U/L µkat/L
GLUC Glucose	GOD-PAP	1 2500	88.7 4.92	74.5 - 103 4.14 - 5.71	mg/dL mmol/L
	HK/G6P-DH	1 2511	87.5 4.86	73.5 - 102 4.08 - 5.63	mg/dL mmol/L
HDLC HDL-Cholesterol	Immunoinhibition	1 3521	45.3 1.17	39.0 - 51.6 1.01 - 1.34	mg/dL mmol/L
	Direct, colorimetric	1 3561	50.9 1.32	43.8 - 58.0 1.13 - 1.50	mg/dL mmol/L

TruLab N

LOT 27547



Cat. No. 5 9000 99 10 061 (6 x 5 mL)
5 9000 99 10 062 (20 x 5 mL)



2022-08

respons⁹¹⁰



Updated sheets: www.diasys-diagnostics.com/service-area/value-sheets/

Value sheet version: 5

Short Name / Analyte	Method	Reagent ID	Value	Range	Unit
HBUT β-Hydroxybutyrate	β-HBDH / Diaphorase 37°C	1 3701	0.294 3.06	0.235 - 0.353 2.45 - 3.67	mmol/L mg/dL
	β-HBDH 37°C	1 3711	0.331 3.45	0.265 - 0.397 2.76 - 4.13	mmol/L mg/dL
IgA Immunoglobulin A	Immunoturbidimetric	1 7202	183 1.83	139 - 227 1.39 - 2.27	mg/dL g/L
			IgE Immunoglobulin E	Immunoturbidimetric	1 7239
IgG Immunoglobulin G	Immunoturbidimetric	1 7212	874 8.74	699 - 1049 6.99 - 10.5	mg/dL g/L
IgM Immunoglobulin M	Immunoturbidimetric	1 7222	82.7 0.827	59.5 - 106 0.595 - 1.06	mg/dL g/L
FE Iron	Ferene	1 1911	80.7 14.5	69.4 - 92.0 12.4 - 16.5	µg/dL µmol/L
LACT Lactate	LDH UV	1 4001	11.4 1.27	9.01 - 13.8 1.000 - 1.53	mg/dL mmol/L
			LDH Lactate dehydrogenase	IFCC, DGKC 1994 37°C	1 4211
LDLC LDL-Cholesterol	Homogenous Select, TruCal Lipid	1 4121	84.7 2.19	72.8 - 96.6 1.88 - 2.50	mg/dL mmol/L
	Direct, colorimetric	1 4131	83.3 2.15	71.6 - 95.0 1.85 - 2.46	mg/dL mmol/L
LPS Lipase	Colorimetric	1 4321	51.0 0.850	40.8 - 61.2 0.680 - 1.02	U/L µkat/L
			MG Magnesium	Xylidyl blue	1 4610
PL Phospholipids	Enzymatic	1 5741	175 2.26	140 - 210 1.80 - 2.71	mg/dL mmol/L
PO3 Phosphorus	Molybdate UV	1 5211	2.93 0.945	2.40 - 3.46 0.775 - 1.12	mg/dL mmol/L
K Potassium	Enzymatic	1 5221	3.89 15.2	3.54 - 4.24 13.8 - 16.6	mmol/L mg/dL
Na Sodium	Enzymatic	1 4808	131 302	124 - 139 284 - 320	mmol/L mg/dL
			TP Total Protein	Biuret, with sample blank	1 2311
TRF Transferrin	Immunoturbidimetric	1 7252	227 2.27	182 - 272 1.82 - 2.72	mg/dL g/L
TRIG Triglycerides	GPO-PAP	1 5710	94.8 1.07	77.7 - 112 0.875 - 1.26	mg/dL mmol/L
UIBC Unsat.Iron Binding Cap.	Ferene	1 1921	226 40.5	181 - 271 32.4 - 48.6	µg/dL µmol/L
			For reagent lots ≥ 29398	1 1921	258 46.2
	UREA Urea	Urease UV	1 3101	35.7 5.95	27.9 - 43.6 4.64 - 7.26
UA Uric Acid	TOOS	1 3001	4.99 297	4.29 - 5.69 255 - 338	mg/dL µmol/L



DiaSys Diagnostic Systems GmbH
Alte Strasse 9 65558 Holzheim Germany
www.diasys-diagnostics.com

TruLab N

LOT 27547



Cat. No. 5 9000 99 10 061 (6 x 5 mL)
5 9000 99 10 062 (20 x 5 mL)

2022-08

respons[®]920



Updated sheets: www.diasys-diagnostics.com/service-area/value-sheets/

Value sheet version: 5

Short Name / Analyte	Method	Reagent ID	Value	Range	1 SD	Unit
ALB	Bromcresol green	1 0220	3.63	2.80 - 4.46	0.278	g/dL
Albumin			36.3	28.0 - 44.6	2.78	g/L
AP	IFCC 37°C	1 0441	69.8	52.4 - 87.3	5.82	U/L
Alkaline phosphatase			1.16	0.873 - 1.45	0.097	µkat/L
ALT/GPT	IFCC, with pyridoxal phosphate 37°C	1 2701 +	48.7	37.5 - 59.9	3.74	U/L
Alanine aminotransferase		2 5010	0.812	0.625 - 0.999	0.062	µkat/L
	without pyridoxal phosphate 37°C	1 2701	49.0	37.7 - 60.3	3.76	U/L
			0.817	0.629 - 1.00	0.063	µkat/L
AST/GOT	IFCC, with pyridoxal phosphate 37°C	1 2601 +	44.1	33.9 - 54.2	3.38	U/L
Aspartate aminotransferase		2 5010	0.734	0.565 - 0.903	0.056	µkat/L
	without pyridoxal phosphate 37°C	1 2601	42.4	32.7 - 52.2	3.25	U/L
			0.707	0.544 - 0.870	0.054	µkat/L
AMY	EPS G-7	1 0501	70.6	56.5 - 84.7	4.71	U/L
Amylase			1.18	0.941 - 1.41	0.078	µkat/L
PAMY	EPS G-7	1 0551	27.0	21.6 - 32.4	1.80	U/L
Pancreatic amylase			0.449	0.359 - 0.539	0.030	µkat/L
APOA1	Immunoturbidimetric	1 7102	131	105 - 157	8.73	mg/dL
Apolipoprotein A1			1.31	1.05 - 1.57	0.087	g/L
APOB	Immunoturbidimetric	1 7112	72.6	58.1 - 87.1	4.84	mg/dL
Apolipoprotein B			0.726	0.581 - 0.871	0.048	g/L
DBIL	DCA	1 0821	0.697	0.516 - 0.878	0.060	mg/dL
Direct Bilirubin			11.9	8.82 - 15.0	1.03	µmol/L
TBIL	DCA	1 0811	1.47	1.09 - 1.85	0.127	mg/dL
Total Bilirubin			25.1	18.6 - 31.7	2.18	µmol/L
CA	Phosphonazo	1 1181	2.07	1.84 - 2.30	0.076	mmol/L
Calcium			8.31	7.39 - 9.22	0.305	mg/dL
CL	Colorimetric	1 1221	108	98.1 - 118	3.23	mmol/L
Chloride			382	348 - 417	11.5	mg/dL
	Direct ISE	960405	103	93.4 - 112	3.08	mmol/L
			364	331 - 397	10.9	mg/dL
CHOL	CHOD-PAP	1 1300	156	134 - 178	7.28	mg/dL
Cholesterol			4.04	3.47 - 4.60	0.188	mmol/L
CHE	Butyrylthiocholin	1 1401	6178	5066 - 7290	371	U/L
Cholinesterase			103	84.4 - 122	6.18	µkat/L
CK	DGKC, IFCC 37°C	1 1601	152	122 - 182	10.1	U/L
Creatine kinase			2.53	2.03 - 3.04	0.169	µkat/L
CKMB	mAK, Immunological method, 37°C	1 1641	31.3	25.1 - 37.6	2.09	U/L
Creatine kinase			0.522	0.418 - 0.626	0.035	µkat/L
CREA	Jaffé, without compensation	1 1711	1.52	1.19 - 1.85	0.111	mg/dL
Creatinine			134	105 - 164	9.85	µmol/L
	Jaffé, with compensation	1 1711	1.40	1.09 - 1.71	0.103	mg/dL
			124	96.5 - 151	9.08	µmol/L
	Enzymatic PAP	1 1759	1.39	1.08 - 1.70	0.102	mg/dL
			123	95.8 - 150	9.01	µmol/L
GGT	IFCC, DGKC 1994 37°C	1 2801	26.5	20.6 - 32.3	1.94	U/L
γ-Glutamyltransferase			0.441	0.344 - 0.538	0.032	µkat/L
GLUC	GOD-PAP	1 2500	88.7	74.5 - 103	4.73	mg/dL
Glucose			4.92	4.14 - 5.71	0.263	mmol/L
	HK/G6P-DH	1 2511	87.5	73.5 - 102	4.67	mg/dL
			4.86	4.08 - 5.63	0.259	mmol/L
HDLC	Immunoinhibition	1 3521	45.3	39.0 - 51.6	2.11	mg/dL
HDL-Cholesterol			1.17	1.01 - 1.34	0.055	mmol/L
	Direct, colorimetric	1 3561	50.9	43.8 - 58.0	2.38	mg/dL
			1.32	1.13 - 1.50	0.061	mmol/L

TruLab N

LOT 27547



Cat. No. 5 9000 99 10 061 (6 x 5 mL)
5 9000 99 10 062 (20 x 5 mL)

2022-08

respons[®]920



Updated sheets: www.diasys-diagnostics.com/service-area/value-sheets/

Value sheet version: 5

Short Name / Analyte	Method	Reagent ID	Value	Range	1 SD	Unit
HBUT β-Hydroxybutyrate	β-HBDH / Diaphorase 37°C	1 3701	0.294 3.06	0.235 - 0.353 2.45 - 3.67	0.020 0.204	mmol/L mg/dL
	β-HBDH 37°C	1 3711	0.331 3.45	0.265 - 0.397 2.76 - 4.13	0.022 0.230	mmol/L mg/dL
IgA Immunoglobulin A	Immunoturbidimetric	1 7202	183 1.83	139 - 227 1.39 - 2.27	14.6 0.146	mg/dL g/L
		1 7239	91.7 220	73.4 - 110 176 - 264	6.11 14.7	IU/mL ng/mL
IgE Immunoglobulin E	Immunoturbidimetric	1 7212	874 8.74	699 - 1049 6.99 - 10.5	58.3 0.583	mg/dL g/L
		1 7222	82.7 0.827	59.5 - 106 0.595 - 1.06	7.72 0.077	mg/dL g/L
IgG Immunoglobulin G	Immunoturbidimetric	1 1911	84.4 15.1	72.6 - 96.2 13.0 - 17.2	3.94 0.705	μg/dL μmol/L
		1 4001	11.4 1.27	9.01 - 13.8 1.000 - 1.53	0.798 0.089	mg/dL mmol/L
FE Iron	Ferene	1 4211	144 2.39	118 - 170 1.96 - 2.83	8.62 0.144	U/L μkat/L
		1 4121	84.3 2.18	72.5 - 96.1 1.87 - 2.49	3.93 0.102	mg/dL mmol/L
LACT Lactate	LDH UV	1 4131	83.3 2.15	71.6 - 95.0 1.85 - 2.46	3.89 0.101	mg/dL mmol/L
		1 4321	51.0 0.850	40.8 - 61.2 0.680 - 1.02	3.40 0.057	U/L μkat/L
LDH Lactate dehydrogenase	Homogenous Select, TruCal Lipid	960406	0.912 0.633	0.784 - 1.04 0.544 - 0.722	0.043 0.030	mmol/L mg/dL
		1 4610	0.814 1.98	0.684 - 0.944 1.66 - 2.30	0.043 0.106	mmol/L mg/dL
LPS Lipase	Colorimetric	1 5211	2.93 0.945	2.40 - 3.46 0.775 - 1.12	0.176 0.057	mg/dL mmol/L
		1 5221	3.89 15.2	3.54 - 4.24 13.8 - 16.6	0.117 0.456	mmol/L mg/dL
LI Lithium	Enzymatic	960403	4.05 15.8	3.68 - 4.41 14.4 - 17.3	0.121 0.475	mmol/L mg/dL
		1 4808	131 302	124 - 139 284 - 320	2.63 6.04	mmol/L mg/dL
MG Magnesium	Direct ISE	960402	136 312	128 - 144 293 - 331	2.71 6.24	mmol/L mg/dL
		1 2311	5.85 58.5	5.21 - 6.49 52.1 - 64.9	0.215 2.15	g/dL g/L
PO3 Phosphorus	Biuret, with sample blank	1 7252	227 2.27	182 - 272 1.82 - 2.72	15.1 0.151	mg/dL g/L
		1 5710	94.8 1.07	77.7 - 112 0.875 - 1.26	5.69 0.064	mg/dL mmol/L
TRF Transferrin	GPO-PAP	1 1921	226 40.5	181 - 271 32.4 - 48.6	15.1 2.70	μg/dL μmol/L
		1 1921	258 46.2	206 - 310 37.0 - 55.4	17.2 3.08	μg/dL μmol/L
TRIG Triglycerides	Ferene	1 3101	35.7 5.95	27.9 - 43.6 4.64 - 7.26	2.62 0.436	mg/dL mmol/L
		1 3001	4.99 297	4.29 - 5.69 255 - 338	0.233 13.9	mg/dL μmol/L
UIBC Unsat. Iron Binding Cap.	TOOS	1 3101	35.7 5.95	27.9 - 43.6 4.64 - 7.26	2.62 0.436	mg/dL mmol/L
		1 3101	35.7 5.95	27.9 - 43.6 4.64 - 7.26	2.62 0.436	mg/dL mmol/L
UREA Urea	Urease UV	1 3101	35.7 5.95	27.9 - 43.6 4.64 - 7.26	2.62 0.436	mg/dL mmol/L
		1 3101	35.7 5.95	27.9 - 43.6 4.64 - 7.26	2.62 0.436	mg/dL mmol/L
UA Uric Acid	Urease UV	1 3101	35.7 5.95	27.9 - 43.6 4.64 - 7.26	2.62 0.436	mg/dL mmol/L
		1 3101	35.7 5.95	27.9 - 43.6 4.64 - 7.26	2.62 0.436	mg/dL mmol/L



DiaSys Diagnostic Systems GmbH
Alte Strasse 9 65558 Holzheim Germany
www.diasys-diagnostics.com

TruLab N

LOT 27547



Cat. No. 5 9000 99 10 061 (6 x 5 mL)
5 9000 99 10 062 (20 x 5 mL)

2022-08

respons[®]940



Updated sheets: www.diasys-diagnostics.com/service-area/value-sheets/

Value sheet version: 5

Short Name / Analyte	Method	Reagent ID	Value	Range	1 SD	Unit
ALB Albumin	Bromcresol green	1 0220	3.63 36.3	2.80 - 4.46 28.0 - 44.6	0.278 2.78	g/dL g/L
AP Alkaline phosphatase	IFCC 37°C	1 0441	69.8 1.16	52.4 - 87.3 0.873 - 1.45	5.82 0.097	U/L µkat/L
ALT/GPT Alanine aminotransferase	IFCC, with pyridoxal phosphate 37°C	1 2701 + 2 5010	48.7 0.812	37.5 - 59.9 0.625 - 0.999	3.74 0.062	U/L µkat/L
	without pyridoxal phosphate 37°C	1 2701	49.0 0.817	37.7 - 60.3 0.629 - 1.00	3.76 0.063	U/L µkat/L
AST/GOT Aspartate aminotransferase	IFCC, with pyridoxal phosphate 37°C	1 2601 + 2 5010	44.1 0.734	33.9 - 54.2 0.565 - 0.903	3.38 0.056	U/L µkat/L
	without pyridoxal phosphate 37°C	1 2601	42.4 0.707	32.7 - 52.2 0.544 - 0.870	3.25 0.054	U/L µkat/L
AMY Amylase	EPS G-7	1 0501	70.6 1.18	56.5 - 84.7 0.941 - 1.41	4.71 0.078	U/L µkat/L
PAMY Pancreatic amylase	EPS G-7	1 0551	27.0 0.449	21.6 - 32.4 0.359 - 0.539	1.80 0.030	U/L µkat/L
APOA1 Apolipoprotein A1	Immunoturbidimetric	1 7102	131 1.31	105 - 157 1.05 - 1.57	8.73 0.087	mg/dL g/L
APOB Apolipoprotein B	Immunoturbidimetric	1 7112	72.6 0.726	58.1 - 87.1 0.581 - 0.871	4.84 0.048	mg/dL g/L
DBIL Direct Bilirubin	DCA	1 0821	0.697 11.9	0.516 - 0.878 8.82 - 15.0	0.060 1.03	mg/dL µmol/L
TBIL Total Bilirubin	DCA	1 0811	1.47 25.1	1.09 - 1.85 18.6 - 31.7	0.127 2.18	mg/dL µmol/L
CA Calcium	Phosphonazo	1 1181	2.07 8.31	1.84 - 2.30 7.39 - 9.22	0.076 0.305	mmol/L mg/dL
CL Chloride	Colorimetric	1 1221	108 382	98.1 - 118 348 - 417	3.23 11.5	mmol/L mg/dL
	Direct ISE	960405	103 364	93.4 - 112 331 - 397	3.08 10.9	mmol/L mg/dL
CHOL Cholesterol	CHOD-PAP	1 1300	156 4.04	134 - 178 3.47 - 4.60	7.28 0.188	mg/dL mmol/L
CHE Cholinesterase	Butyrylthiocholin	1 1401	6178 103	5066 - 7290 84.4 - 122	371 6.18	U/L µkat/L
CK Creatine kinase	DGKC, IFCC 37°C	1 1601	152 2.53	122 - 182 2.03 - 3.04	10.1 0.169	U/L µkat/L
CKMB Creatine kinase	mAK, Immunological method, 37°C	1 1641	31.3 0.522	25.1 - 37.6 0.418 - 0.626	2.09 0.035	U/L µkat/L
CREA Creatinine	Jaffé, without compensation	1 1711	1.52 134	1.19 - 1.85 105 - 164	0.111 9.85	mg/dL µmol/L
	Jaffé, with compensation	1 1711	1.40 124	1.09 - 1.71 96.5 - 151	0.103 9.08	mg/dL µmol/L
	Enzymatic PAP	1 1759	1.39 123	1.08 - 1.70 95.8 - 150	0.102 9.01	mg/dL µmol/L
GGT γ-Glutamyltransferase	IFCC, DGKC 1994 37°C	1 2801	26.5 0.441	20.6 - 32.3 0.344 - 0.538	1.94 0.032	U/L µkat/L
GLUC Glucose	GOD-PAP	1 2500	88.7 4.92	74.5 - 103 4.14 - 5.71	4.73 0.263	mg/dL mmol/L
	HK/G6P-DH	1 2511	87.5 4.86	73.5 - 102 4.08 - 5.63	4.67 0.259	mg/dL mmol/L
HDLC HDL-Cholesterol	Immunoinhibition	1 3521	45.3 1.17	39.0 - 51.6 1.01 - 1.34	2.11 0.055	mg/dL mmol/L
	Direct, colorimetric	1 3561	50.9 1.32	43.8 - 58.0 1.13 - 1.50	2.38 0.061	mg/dL mmol/L

TruLab N

LOT 27547



Cat. No. 5 9000 99 10 061 (6 x 5 mL)
5 9000 99 10 062 (20 x 5 mL)

2022-08

respons[®]940



Updated sheets: www.diasys-diagnostics.com/service-area/value-sheets/

Value sheet version: 5

Short Name / Analyte	Method	Reagent ID	Value	Range	1 SD	Unit
HBUT β-Hydroxybutyrate	β-HBDH / Diaphorase 37°C	1 3701	0.294 3.06	0.235 - 0.353 2.45 - 3.67	0.020 0.204	mmol/L mg/dL
	β-HBDH 37°C	1 3711	0.331 3.45	0.265 - 0.397 2.76 - 4.13	0.022 0.230	mmol/L mg/dL
IgA Immunoglobulin A	Immunoturbidimetric	1 7202	183 1.83	139 - 227 1.39 - 2.27	14.6 0.146	mg/dL g/L
		1 7239	91.7 220	73.4 - 110 176 - 264	6.11 14.7	IU/mL ng/mL
IgE Immunoglobulin E	Immunoturbidimetric	1 7212	874 8.74	699 - 1049 6.99 - 10.5	58.3 0.583	mg/dL g/L
		1 7222	82.7 0.827	59.5 - 106 0.595 - 1.06	7.72 0.077	mg/dL g/L
IgG Immunoglobulin G	Immunoturbidimetric	1 1911	84.4 15.1	72.6 - 96.2 13.0 - 17.2	3.94 0.705	μg/dL μmol/L
		1 4001	11.4 1.27	9.01 - 13.8 1.000 - 1.53	0.798 0.089	mg/dL mmol/L
FE Iron	Ferene	1 4211	144 2.39	118 - 170 1.96 - 2.83	8.62 0.144	U/L μkat/L
		1 4121	84.3 2.18	72.5 - 96.1 1.87 - 2.49	3.93 0.102	mg/dL mmol/L
LACT Lactate	LDH UV	1 4131	83.3 2.15	71.6 - 95.0 1.85 - 2.46	3.89 0.101	mg/dL mmol/L
		1 4321	51.0 0.850	40.8 - 61.2 0.680 - 1.02	3.40 0.057	U/L μkat/L
LDH Lactate dehydrogenase	Homogenous Select, TruCal Lipid	960406	0.912 0.633	0.784 - 1.04 0.544 - 0.722	0.043 0.030	mmol/L mg/dL
		1 4610	0.814 1.98	0.684 - 0.944 1.66 - 2.30	0.043 0.106	mmol/L mg/dL
LPS Lipase	Colorimetric	1 5211	2.93 0.945	2.40 - 3.46 0.775 - 1.12	0.176 0.057	mg/dL mmol/L
		1 5221	3.89 15.2	3.54 - 4.24 13.8 - 16.6	0.117 0.456	mmol/L mg/dL
LI Lithium	Direct ISE	960403	4.05 15.8	3.68 - 4.41 14.4 - 17.3	0.121 0.475	mmol/L mg/dL
		1 4808	131 302	124 - 139 284 - 320	2.63 6.04	mmol/L mg/dL
MG Magnesium	Enzymatic	960402	136 312	128 - 144 293 - 331	2.71 6.24	mmol/L mg/dL
		1 2311	5.85 58.5	5.21 - 6.49 52.1 - 64.9	0.215 2.15	g/dL g/L
PO3 Phosphorus	Biuret, with sample blank	1 7252	227 2.27	182 - 272 1.82 - 2.72	15.1 0.151	mg/dL g/L
		1 5710	94.8 1.07	77.7 - 112 0.875 - 1.26	5.69 0.064	mg/dL mmol/L
TRF Transferrin	GPO-PAP	1 1921	226 40.5	181 - 271 32.4 - 48.6	15.1 2.70	μg/dL μmol/L
		1 1921	258 46.2	206 - 310 37.0 - 55.4	17.2 3.08	μg/dL μmol/L
TRIG Triglycerides	Ferene	1 3101	35.7 5.95	27.9 - 43.6 4.64 - 7.26	2.62 0.436	mg/dL mmol/L
		1 3001	4.99 297	4.29 - 5.69 255 - 338	0.233 13.9	mg/dL μmol/L
UIBC Unsat. Iron Binding Cap.	Direct ISE	1 3101	35.7 5.95	27.9 - 43.6 4.64 - 7.26	2.62 0.436	mg/dL mmol/L
		1 3001	4.99 297	4.29 - 5.69 255 - 338	0.233 13.9	mg/dL μmol/L
UREA Urea	Urease UV	1 3101	35.7 5.95	27.9 - 43.6 4.64 - 7.26	2.62 0.436	mg/dL mmol/L
		1 3001	4.99 297	4.29 - 5.69 255 - 338	0.233 13.9	mg/dL μmol/L
UA Uric Acid	TOOS	1 3101	35.7 5.95	27.9 - 43.6 4.64 - 7.26	2.62 0.436	mg/dL mmol/L
		1 3001	4.99 297	4.29 - 5.69 255 - 338	0.233 13.9	mg/dL μmol/L



DiaSys Diagnostic Systems GmbH
Alte Strasse 9 65558 Holzheim Germany
www.diasys-diagnostics.com

Cat. No. 5 9000 99 10 061 (6 x 5 mL)
5 9000 99 10 062 (20 x 5 mL)

 2022-08

BioMajesty®

Updated sheets: www.diasys-diagnostics.com/service-area/value-sheets/

Value sheet version: 5

Short Name / Analyte	Method	Reagent ID	Value	Range	1 SD	Unit
ALB Albumin	Bromcresol green	1 0220	3.63 36.3	2.80 - 4.46 28.0 - 44.6	0.278 2.78	g/dL g/L
AP Alkaline phosphatase	IFCC 37°C	1 0441	69.8 1.16	52.4 - 87.3 0.873 - 1.45	5.82 0.097	U/L µkat/L
ALT/GPT Alanine aminotransferase	IFCC, with pyridoxal phosphate 37°C	1 2701 +	48.7	37.5 - 59.9	3.74	U/L
	without pyridoxal phosphate 37°C	2 5010 1 2701	0.812 49.0	0.625 - 0.999 37.7 - 60.3	0.062 3.76	µkat/L U/L
			0.817	0.629 - 1.00	0.063	µkat/L
AST/GOT Aspartate aminotransferase	IFCC, with pyridoxal phosphate 37°C	1 2601 +	44.1	33.9 - 54.2	3.38	U/L
	without pyridoxal phosphate 37°C	2 5010 1 2601	0.734 42.4	0.565 - 0.903 32.7 - 52.2	0.056 3.25	µkat/L U/L
			0.707	0.544 - 0.870	0.054	µkat/L
AMY Amylase	EPS G-7	1 0501	70.6 1.18	56.5 - 84.7 0.941 - 1.41	4.71 0.078	U/L µkat/L
PAMY Pancreatic amylase	EPS G-7	1 0551	27.0 0.449	21.6 - 32.4 0.359 - 0.539	1.80 0.030	U/L µkat/L
APOA1 Apolipoprotein A1	Immunoturbidimetric	1 7102	131 1.31	105 - 157 1.05 - 1.57	8.73 0.087	mg/dL g/L
APOB Apolipoprotein B	Immunoturbidimetric	1 7112	72.6 0.726	58.1 - 87.1 0.581 - 0.871	4.84 0.048	mg/dL g/L
DBIL Direct Bilirubin	DCA	1 0821	0.697 11.9	0.516 - 0.878 8.82 - 15.0	0.060 1.03	mg/dL µmol/L
TBIL Total Bilirubin	DCA	1 0811	1.47 25.1	1.09 - 1.85 18.6 - 31.7	0.127 2.18	mg/dL µmol/L
CA Calcium	Phosphonazo	1 1181	2.07 8.31	1.84 - 2.30 7.39 - 9.22	0.076 0.305	mmol/L mg/dL
CL Chloride	Indirect ISE	980132	102 362	92.8 - 111 329 - 394	3.06 10.9	mmol/L mg/dL
CHOL Cholesterol	CHOD-PAP	1 1300	156 4.04	134 - 178 3.47 - 4.60	7.28 0.188	mg/dL mmol/L
CHE Cholinesterase	Butyrylthiocholin	1 1401	6178 103	5066 - 7290 84.4 - 122	371 6.18	U/L µkat/L
CK Creatine kinase	DGKC, IFCC 37°C	1 1601	152 2.53	122 - 182 2.03 - 3.04	10.1 0.169	U/L µkat/L
CKMB Creatine kinase	mAK, Immunological method, 37°C	1 1641	31.3 0.522	25.1 - 37.6 0.418 - 0.626	2.09 0.035	U/L µkat/L
CREA Creatinine	Jaffé, without compensation	1 1711	1.52 134	1.19 - 1.85 105 - 164	0.111 9.85	mg/dL µmol/L
	Jaffé, with compensation	1 1711	1.40 124	1.09 - 1.71 96.5 - 151	0.103 9.08	mg/dL µmol/L
	Enzymatic PAP	1 1759	1.39 123	1.08 - 1.70 95.8 - 150	0.102 9.01	mg/dL µmol/L
GGT γ-Glutamyltransferase	IFCC, DGKC 1994 37°C	1 2801	26.5 0.441	20.6 - 32.3 0.344 - 0.538	1.94 0.032	U/L µkat/L
GLUC Glucose	HK/G6P-DH	1 2511	87.5 4.86	73.5 - 102 4.08 - 5.63	4.67 0.259	mg/dL mmol/L
HDLC HDL-Cholesterol	Immunoinhibition	1 3521	45.3 1.17	39.0 - 51.6 1.01 - 1.34	2.11 0.055	mg/dL mmol/L
	Direct, colorimetric	1 3561	50.9 1.32	43.8 - 58.0 1.13 - 1.50	2.38 0.061	mg/dL mmol/L

Cat. No. 5 9000 99 10 061 (6 x 5 mL)
5 9000 99 10 062 (20 x 5 mL)

 2022-08

BioMajesty®



Updated sheets: www.diasys-diagnostics.com/service-area/value-sheets/

Value sheet version: 5

Short Name / Analyte	Method	Reagent ID	Value	Range	1 SD	Unit
HBUT β-Hydroxybutyrate	β-HBDH / Diaphorase 37°C	1 3701	0.294 3.06	0.235 - 0.353 2.45 - 3.67	0.020 0.204	mmol/L mg/dL
	β-HBDH 37°C	1 3711	0.331 3.45	0.265 - 0.397 2.76 - 4.13	0.022 0.230	mmol/L mg/dL
IgA Immunoglobulin A	Immunoturbidimetric	1 7202	183 1.83	139 - 227 1.39 - 2.27	14.6 0.146	mg/dL g/L
		1 7239	91.7 220	73.4 - 110 176 - 264	6.11 14.7	IU/mL ng/mL
IgE Immunoglobulin E	Immunoturbidimetric	1 7212	874 8.74	699 - 1049 6.99 - 10.5	58.3 0.583	mg/dL g/L
		1 7222	82.7 0.827	59.5 - 106 0.595 - 1.06	7.72 0.077	mg/dL g/L
IgG Immunoglobulin G	Immunoturbidimetric	1 1911	80.7 14.5	69.4 - 92.0 12.4 - 16.5	3.77 0.674	μg/dL μmol/L
		1 4001	11.4 1.27	9.01 - 13.8 1.000 - 1.53	0.798 0.089	mg/dL mmol/L
FE Iron	Ferene	1 4211	144 2.39	118 - 170 1.96 - 2.83	8.62 0.144	U/L μkat/L
		1 4121	84.7 2.19	72.8 - 96.6 1.88 - 2.50	3.95 0.102	mg/dL mmol/L
LACT Lactate	LDH UV	1 4131	83.3 2.15	71.6 - 95.0 1.85 - 2.46	3.89 0.101	mg/dL mmol/L
		1 4321	51.0 0.850	40.8 - 61.2 0.680 - 1.02	3.40 0.057	U/L μkat/L
LDH Lactate dehydrogenase	Homogenous Select, TruCal Lipid	1 4610	0.814 1.98	0.684 - 0.944 1.66 - 2.30	0.043 0.106	mmol/L mg/dL
		1 5741	175 2.26	140 - 210 1.80 - 2.71	11.7 0.150	mg/dL mmol/L
LPS Lipase	Colorimetric	1 5211	2.93 0.945	2.40 - 3.46 0.775 - 1.12	0.176 0.057	mg/dL mmol/L
		980131	3.96 15.5	3.60 - 4.31 14.1 - 16.9	0.119 0.464	mmol/L mg/dL
MG Magnesium	Xylidyl blue	980130	130 299	122 - 138 281 - 317	2.61 5.99	mmol/L mg/dL
		1 2311	5.85 58.5	5.21 - 6.49 52.1 - 64.9	0.215 2.15	g/dL g/L
PL Phospholipids	Enzymatic	1 5211	2.93 0.945	2.40 - 3.46 0.775 - 1.12	0.176 0.057	mg/dL mmol/L
			980131	3.96 15.5	3.60 - 4.31 14.1 - 16.9	0.119 0.464
PO3 Phosphorus	Molybdate UV	1 5211	2.93 0.945	2.40 - 3.46 0.775 - 1.12	0.176 0.057	mg/dL mmol/L
			980131	3.96 15.5	3.60 - 4.31 14.1 - 16.9	0.119 0.464
K Potassium	Indirect ISE	980131	3.96 15.5	3.60 - 4.31 14.1 - 16.9	0.119 0.464	mmol/L mg/dL
			980130	130 299	122 - 138 281 - 317	2.61 5.99
Na Sodium	Indirect ISE	980130	130 299	122 - 138 281 - 317	2.61 5.99	mmol/L mg/dL
			1 2311	5.85 58.5	5.21 - 6.49 52.1 - 64.9	0.215 2.15
TP Total Protein	Biuret, with sample blank	1 2311	5.85 58.5	5.21 - 6.49 52.1 - 64.9	0.215 2.15	g/dL g/L
			1 7252	227 2.27	182 - 272 1.82 - 2.72	15.1 0.151
TRF Transferrin	Immunoturbidimetric	1 7252	227 2.27	182 - 272 1.82 - 2.72	15.1 0.151	mg/dL g/L
			1 5710	94.8 1.07	77.7 - 112 0.875 - 1.26	5.69 0.064
TRIG Triglycerides	GPO-PAP	1 5710	94.8 1.07	77.7 - 112 0.875 - 1.26	5.69 0.064	mg/dL mmol/L
			1 1921	226 40.5	181 - 271 32.4 - 48.6	15.1 2.70
UIBC Unsat.Iron Binding Cap.	Ferene	1 1921	226 40.5	181 - 271 32.4 - 48.6	15.1 2.70	μg/dL μmol/L
		1 1921	258 46.2	206 - 310 37.0 - 55.4	17.2 3.08	μg/dL μmol/L
UREA Urea	Urease UV	1 3101	35.7 5.95	27.9 - 43.6 4.64 - 7.26	2.62 0.436	mg/dL mmol/L
			1 3001	4.99 297	4.29 - 5.69 255 - 338	0.233 13.9
UA Uric Acid	TOOS	1 3001	4.99 297	4.29 - 5.69 255 - 338	0.233 13.9	mg/dL μmol/L



DiaSys Diagnostic Systems GmbH
Alte Strasse 9 65558 Holzheim Germany
www.diasys-diagnostics.com