


TruLab P

LOT 27548



Cat. No. 5 9050 99 10 061 (6 x 5 mL)
5 9050 99 10 062 (20 x 5 mL)



2022-08




Updated sheets: www.diasys-diagnostics.com/service-area/value-sheets/

Value sheet version: 4

Short Name / Analyte	Method	Reagent ID	Value	Range	Unit
ALB Albumin	Bromcresol green	1 0220	5.04 50.4	3.88 - 6.20 38.8 - 62.0	g/dL g/L
AP Alkaline phosphatase	IFCC 37°C	1 0441	193 3.22	145 - 241 2.41 - 4.02	U/L µkat/L
	DGKC 1970 37°C	1 0401	285 4.75	214 - 356 3.56 - 5.94	U/L µkat/L
ALT/GPT Alanine aminotransferase	IFCC, with pyridoxal phosphate 37°C	1 2701 + 2 5010	120 2.00	92.5 - 148 1.54 - 2.46	U/L µkat/L
	without pyridoxal phosphate 37°C	1 2701	119 1.98	91.6 - 146 1.53 - 2.44	U/L µkat/L
AST/GOT Aspartate aminotransferase	IFCC, with pyridoxal phosphate 37°C	1 2601 + 2 5010	164 2.73	126 - 201 2.10 - 3.36	U/L µkat/L
	without pyridoxal phosphate 37°C	1 2601	167 2.79	129 - 206 2.15 - 3.43	U/L µkat/L
AMY Amylase	EPS G-7	1 0501	227 3.78	181 - 272 3.02 - 4.53	U/L µkat/L
PAMY Pancreatic amylase	EPS G-7	1 0551	111 1.85	88.6 - 133 1.48 - 2.21	U/L µkat/L
APOA1 Apolipoprotein A1	Immunoturbidimetric	1 7102	193 1.93	154 - 232 1.54 - 2.32	mg/dL g/L
APOB Apolipoprotein B	Immunoturbidimetric	1 7112	104 1.04	83.2 - 125 0.832 - 1.25	mg/dL g/L
BILE Total Bile Acids	Enzymatic cycling method	1 2238	38.7	31.0 - 46.5	µmol/L
DBIL Direct Bilirubin	DCA	1 0821	1.65 28.3	1.22 - 2.08 20.9 - 35.6	mg/dL µmol/L
	Jendrassik-Grof	1 0849	2.04 34.9	1.51 - 2.57 25.8 - 43.9	mg/dL µmol/L
TBIL Total Bilirubin	DCA	1 0811	4.61 78.7	3.41 - 5.80 58.3 - 99.2	mg/dL µmol/L
	Jendrassik-Grof	1 0849	5.36 91.6	3.96 - 6.75 67.8 - 115	mg/dL µmol/L
CA Calcium	Arsenazo	1 1130	3.04 12.2	2.71 - 3.37 10.8 - 13.5	mmol/L mg/dL
	Phosphonazo	1 1181	3.10 12.4	2.76 - 3.44 11.1 - 13.8	mmol/L mg/dL
CL Chloride	Colorimetric	1 1221	146 516	132 - 159 470 - 563	mmol/L mg/dL
CHOL Cholesterol	CHOD-PAP	1 1300 + 1 1350	218 5.64	187 - 248 4.85 - 6.42	mg/dL mmol/L
CHE Cholinesterase	Butyrylthiocholin	1 1401	9126 152	7483 - 10769 125 - 179	U/L µkat/L
CK Creatine kinase	DGKC, IFCC 37°C	1 1601	234 3.89	187 - 280 3.12 - 4.67	U/L µkat/L

TruLab P

LOT 27548



Cat. No. 5 9050 99 10 061 (6 x 5 mL)
5 9050 99 10 062 (20 x 5 mL)



2022-08



Updated sheets: www.diasys-diagnostics.com/service-area/value-sheets/

Value sheet version: 4

Short Name / Analyte	Method	Reagent ID	Value	Range	Unit
CKMB Creatine kinase	mAK, Immunological method, 37°C	1 1641	55.9	44.7 - 67.1	U/L
			0.931	0.745 - 1.12	µkat/L
CREA Creatinine	Jaffé, without compensation	1 1711	4.90	3.82 - 5.98	mg/dL
			433	338 - 528	µmol/L
	Jaffé, with compensation	1 1711	5.21	4.06 - 6.35	mg/dL
			460	359 - 562	µmol/L
Enzymatic PAP	1 1759	5.15	4.02 - 6.28	mg/dL	
		455	355 - 555	µmol/L	
GGT γ-Glutamyltransferase	IFCC, DGKC 1994 37°C	1 2801	99.8	77.8 - 122	U/L
			1.66	1.30 - 2.03	µkat/L
	Szasz 37°C	1 2801	88.3	68.9 - 108	U/L
GLDH Glutamat dehydrogenase	DGKC 1970 37°C	1 2411	28.1	22.5 - 33.7	U/L
			0.468	0.374 - 0.562	µkat/L
			1.47	1.15 - 1.80	µkat/L
GLUC Glucose	GOD-PAP	1 2500 +	274	230 - 317	mg/dL
			1 2550	15.2	12.8 - 17.6
	HK/G6P-DH	1 2511	271	228 - 315	mg/dL
			15.1	12.7 - 17.5	mmol/L
	Gluc-DH	1 2531	271	228 - 315	mg/dL
15.1			12.7 - 17.5	mmol/L	
HBDH α-Hydroxybutyrate dehydro.	DGKC 37°C	1 3201	273	218 - 328	U/L
			4.55	3.64 - 5.46	µkat/L
HDLC HDL-Cholesterol	Immunoinhibition	1 3521	61.7	53.1 - 70.3	mg/dL
			1.60	1.37 - 1.82	mmol/L
			1.73	1.49 - 1.97	mmol/L
HBUT β-Hydroxybutyrate	β-HBDH / Diaphorase 37°C	1 3701	0.934	0.747 - 1.12	mmol/L
			9.72	7.78 - 11.7	mg/dL
	β-HBDH 37°C	1 3711	1.11	0.888 - 1.33	mmol/L
IgA Immunoglobulin A	Immunoturbidimetric	1 7202	264	201 - 327	mg/dL
			2.64	2.01 - 3.27	g/L
			371	296 - 445	ng/mL
IgE Immunoglobulin E	Immunoturbidimetric	1 7239	154	124 - 185	IU/mL
			371	296 - 445	ng/mL
IgG Immunoglobulin G	Immunoturbidimetric	1 7212	1254	1003 - 1505	mg/dL
			12.5	10.0 - 15.0	g/L
IgM Immunoglobulin M	Immunoturbidimetric	1 7222	119	85.7 - 152	mg/dL
			1.19	0.857 - 1.52	g/L
FE Iron	Ferene	1 1911	246	212 - 280	µg/dL
			44.1	37.9 - 50.2	µmol/L
LACT Lactate	LDH UV	1 4001	31.1	24.6 - 37.6	mg/dL
			3.45	2.73 - 4.18	mmol/L
LDH Lactate dehydrogenase	IFCC, DGKC 1994 37°C	1 4211	299	245 - 352	U/L
			4.98	4.08 - 5.87	µkat/L
	DGKC opt. 1970 37°C	1 4201	486	399 - 574	U/L
			8.10	6.65 - 9.56	µkat/L

TruLab P

LOT 27548

Cat. No. 5 9050 99 10 061 (6 x 5 mL)
5 9050 99 10 062 (20 x 5 mL)



2022-08



IVD

Updated sheets: www.diasys-diagnostics.com/service-area/value-sheets/

Value sheet version: 4


Short Name / Analyte	Method	Reagent ID	Value	Range	Unit
LDLC LDL-Cholesterol	Homogenous Select, TruCal Lipid	1 4121	123	105 - 140	mg/dL
			3.17	2.72 - 3.61	mmol/L
	Direct, colorimetric	1 4131	125	107 - 142	mg/dL
			3.22	2.77 - 3.67	mmol/L
LPS Lipase	Colorimetric	1 4321	100	80.1 - 120	U/L
			1.67	1.34 - 2.00	μkat/L
MG Magnesium	Xylidyl blue	1 4610	1.93	1.62 - 2.24	mmol/L
			4.69	3.94 - 5.44	mg/dL
PL Phospholipids	Enzymatic	1 5741	246	197 - 296	mg/dL
			3.18	2.54 - 3.81	mmol/L
PO3 Phosphorus	Molybdate UV, substrate start	1 5211	7.33	6.01 - 8.65	mg/dL
			2.37	1.94 - 2.79	mmol/L
	Molybdate UV, sample start	1 5211	7.11	5.83 - 8.39	mg/dL
			2.30	1.88 - 2.71	mmol/L
K Potassium	Enzymatic	1 5221	7.37	6.70 - 8.03	mmol/L
			28.8	26.2 - 31.4	mg/dL
Na Sodium	Enzymatic	1 4808	162	152 - 172	mmol/L
			372	350 - 395	mg/dL
TP Total Protein	Biuret, without sample blank	1 2311	9.37	8.34 - 10.4	g/dL
			93.7	83.4 - 104	g/L
	Biuret, with sample blank	1 2311	8.34	7.42 - 9.26	g/dL
			83.4	74.2 - 92.6	g/L
TRF Transferrin	Immunoturbidimetric	1 7252	332	266 - 398	mg/dL
			3.32	2.66 - 3.98	g/L
TRIG Triglycerides	GPO-PAP	1 5760	222	182 - 262	mg/dL
		1 5710	2.50	2.05 - 2.95	mmol/L
UREA Urea	Urease UV	1 3101	161	126 - 197	mg/dL
			26.8	20.9 - 32.7	mmol/L
	Colorimetric, Berthelot	1 3115	161	126 - 197	mg/dL
			26.9	21.0 - 32.8	mmol/L
UA Uric Acid	TBHBA	1 3021	8.04	6.91 - 9.17	mg/dL
			478	411 - 545	μmol/L
	TOOS	1 3001	8.23	7.08 - 9.38	mg/dL
			489	421 - 558	μmol/L



DiaSys Diagnostic Systems GmbH
Alte Strasse 9 65558 Holzheim Germany
www.diasys-diagnostics.com

TruLab P

LOT 27548



Cat. No. 5 9050 99 10 061 (6 x 5 mL)
5 9050 99 10 062 (20 x 5 mL)



2022-08

Sensostar **Sensostar**
GLHsix GL30 touch



IVD

Updated sheets: www.diasys-diagnostics.com/service-area/value-sheets/

Value sheet version: 4

Short Name / Analyte	Method	Reagent ID	Value	Range	Unit
GLUC	Amperometric	Biosensor	315	265 - 365	mg/dL
Glucose			17.5	14.7 - 20.3	mmol/L
LACT	Amperometric	Biosensor	42.7	33.7 - 51.7	mg/dL
Lactate			4.74	3.74 - 5.73	mmol/L



DiaSys Diagnostic Systems GmbH
Alte Strasse 9 65558 Holzheim Germany
www.diasys-diagnostics.com

TruLab P

LOT 27548



Cat. No. 5 9050 99 10 061 (6 x 5 mL)
5 9050 99 10 062 (20 x 5 mL)



2022-08

respons⁹¹⁰




Updated sheets: www.diasys-diagnostics.com/service-area/value-sheets/

Value sheet version: 4

Short Name / Analyte	Method	Reagent ID	Value	Range	Unit
ALB Albumin	Bromcresol green	1 0220	5.04 50.4	3.88 - 6.20 38.8 - 62.0	g/dL g/L
AP Alkaline phosphatase	IFCC 37°C	1 0441	193 3.22	145 - 241 2.41 - 4.02	U/L µkat/L
ALT/GPT Alanine aminotransferase	IFCC, with pyridoxal phosphate 37°C	1 2701 +	120	92.5 - 148	U/L
	without pyridoxal phosphate 37°C	2 5010 1 2701	2.00 1.19	1.54 - 2.46 91.6 - 146	µkat/L U/L
			1.98	1.53 - 2.44	µkat/L
AST/GOT Aspartate aminotransferase	IFCC, with pyridoxal phosphate 37°C	1 2601 +	164	126 - 201	U/L
	without pyridoxal phosphate 37°C	2 5010 1 2601	2.73 167	2.10 - 3.36 129 - 206	µkat/L U/L
			2.79	2.15 - 3.43	µkat/L
AMY Amylase	EPS G-7	1 0501	227 3.78	181 - 272 3.02 - 4.53	U/L µkat/L
PAMY Pancreatic amylase	EPS G-7	1 0551	111 1.85	88.6 - 133 1.48 - 2.21	U/L µkat/L
APOA1 Apolipoprotein A1	Immunoturbidimetric	1 7102	193 1.93	154 - 232 1.54 - 2.32	mg/dL g/L
APOB Apolipoprotein B	Immunoturbidimetric	1 7112	104 1.04	83.2 - 125 0.832 - 1.25	mg/dL g/L
BILE Total Bile Acids	Enzymatic cycling method	1 2238	38.7	31.0 - 46.5	µmol/L
DBIL Direct Bilirubin	DCA	1 0821	1.65 28.3	1.22 - 2.08 20.9 - 35.6	mg/dL µmol/L
TBIL Total Bilirubin	DCA	1 0811	4.61 78.7	3.41 - 5.80 58.3 - 99.2	mg/dL µmol/L
CA Calcium	Phosphonazo	1 1181	3.10 12.4	2.76 - 3.44 11.1 - 13.8	mmol/L mg/dL
CL Chloride	Colorimetric	1 1221	146 516	132 - 159 470 - 563	mmol/L mg/dL
CHOL Cholesterol	CHOD-PAP	1 1300	218 5.64	187 - 248 4.85 - 6.42	mg/dL mmol/L
CHE Cholinesterase	Butyrylthiocholin	1 1401	9126 152	7483 - 10769 125 - 179	U/L µkat/L
CK Creatine kinase	DGKC, IFCC 37°C	1 1601	234 3.89	187 - 280 3.12 - 4.67	U/L µkat/L
CKMB Creatine kinase	mAK, Immunological method, 37°C	1 1641	55.9 0.931	44.7 - 67.1 0.745 - 1.12	U/L µkat/L
CREA Creatinine	Jaffé, without compensation	1 1711	4.90 433	3.82 - 5.98 338 - 528	mg/dL µmol/L
	Jaffé, with compensation	1 1711	5.21 460	4.06 - 6.35 359 - 562	mg/dL µmol/L
	Enzymatic PAP	1 1759	5.15 455	4.02 - 6.28 355 - 555	mg/dL µmol/L
GGT γ-Glutamyltransferase	IFCC, DGKC 1994 37°C	1 2801	99.8 1.66	77.8 - 122 1.30 - 2.03	U/L µkat/L
GLUC Glucose	GOD-PAP	1 2500	274 15.2	230 - 317 12.8 - 17.6	mg/dL mmol/L
	HK/G6P-DH	1 2511	271 15.1	228 - 315 12.7 - 17.5	mg/dL mmol/L
HDLC HDL-Cholesterol	Immunoinhibition	1 3521	61.7 1.60	53.1 - 70.3 1.37 - 1.82	mg/dL mmol/L
	Direct, colorimetric	1 3561	66.8 1.73	57.4 - 76.2 1.49 - 1.97	mg/dL mmol/L

TruLab P

LOT 27548



Cat. No. 5 9050 99 10 061 (6 x 5 mL)
5 9050 99 10 062 (20 x 5 mL)



2022-08

respons⁹¹⁰



Updated sheets: www.diasys-diagnostics.com/service-area/value-sheets/

Value sheet version: 4

Short Name / Analyte	Method	Reagent ID	Value	Range	Unit
HBUT β-Hydroxybutyrate	β-HBDH / Diaphorase 37°C	1 3701	0.934	0.747 - 1.12	mmol/L
			9.72	7.78 - 11.7	mg/dL
	β-HBDH 37°C	1 3711	1.11	0.888 - 1.33	mmol/L
			11.6	9.24 - 13.9	mg/dL
IgA Immunoglobulin A	Immunoturbidimetric	1 7202	264	201 - 327	mg/dL
			2.64	2.01 - 3.27	g/L
IgE Immunoglobulin E	Immunoturbidimetric	1 7239	154	124 - 185	IU/mL
			371	296 - 445	ng/mL
IgG Immunoglobulin G	Immunoturbidimetric	1 7212	1254	1003 - 1505	mg/dL
			12.5	10.0 - 15.0	g/L
IgM Immunoglobulin M	Immunoturbidimetric	1 7222	119	85.7 - 152	mg/dL
			1.19	0.857 - 1.52	g/L
FE Iron	Ferene	1 1911	246	212 - 280	μg/dL
			44.1	37.9 - 50.2	μmol/L
LACT Lactate	LDH UV	1 4001	31.1	24.6 - 37.6	mg/dL
			3.45	2.73 - 4.18	mmol/L
LDH Lactate dehydrogenase	IFCC, DGKC 1994 37°C	1 4211	299	245 - 352	U/L
			4.98	4.08 - 5.87	μkat/L
LDLC LDL-Cholesterol	Homogenous Select, TruCal Lipid	1 4121	123	105 - 140	mg/dL
			3.17	2.72 - 3.61	mmol/L
			1 4131	125	107 - 142
	Direct, colorimetric		3.22	2.77 - 3.67	mmol/L
LPS Lipase	Colorimetric	1 4321	100	80.1 - 120	U/L
			1.67	1.34 - 2.00	μkat/L
MG Magnesium	Xylidyl blue	1 4610	1.93	1.62 - 2.24	mmol/L
			4.69	3.94 - 5.44	mg/dL
PL Phospholipids	Enzymatic	1 5741	246	197 - 296	mg/dL
			3.18	2.54 - 3.81	mmol/L
PO3 Phosphorus	Molybdate UV	1 5211	7.33	6.01 - 8.65	mg/dL
			2.37	1.94 - 2.79	mmol/L
K Potassium	Enzymatic	1 5221	7.37	6.70 - 8.03	mmol/L
			28.8	26.2 - 31.4	mg/dL
Na Sodium	Enzymatic	1 4808	162	152 - 172	mmol/L
			372	350 - 395	mg/dL
TP Total Protein	Biuret, with sample blank	1 2311	8.34	7.42 - 9.26	g/dL
			83.4	74.2 - 92.6	g/L
TRF Transferrin	Immunoturbidimetric	1 7252	332	266 - 398	mg/dL
			3.32	2.66 - 3.98	g/L
TRIG Triglycerides	GPO-PAP	1 5710	222	182 - 262	mg/dL
			2.50	2.05 - 2.95	mmol/L
UREA Urea	Urease UV	1 3101	161	126 - 197	mg/dL
			26.8	20.9 - 32.7	mmol/L
UA Uric Acid	TOOS	1 3001	8.23	7.08 - 9.38	mg/dL
			489	421 - 558	μmol/L



DiaSys Diagnostic Systems GmbH
Alte Strasse 9 65558 Holzheim Germany
www.diasys-diagnostics.com

TruLab P

LOT 27548



Cat. No. 5 9050 99 10 061 (6 x 5 mL)
5 9050 99 10 062 (20 x 5 mL)



2022-08

respons[®] 920



Updated sheets: www.diasys-diagnostics.com/service-area/value-sheets/

Value sheet version: 4

Short Name / Analyte	Method	Reagent ID	Value	Range	1 SD	Unit
ALB Albumin	Bromcresol green	1 0220	5.04 50.4	3.88 - 6.20 38.8 - 62.0	0.386 3.86	g/dL g/L
AP Alkaline phosphatase	IFCC 37°C	1 0441	193 3.22	145 - 241 2.41 - 4.02	16.1 0.268	U/L µkat/L
ALT/GPT Alanine aminotransferase	IFCC, with pyridoxal phosphate 37°C	1 2701 +	120	92.5 - 148	9.21	U/L
	without pyridoxal phosphate 37°C	2 5010 1 2701	2.00 1.19	1.54 - 2.46 91.6 - 146	0.153 9.12	µkat/L U/L
			1.98	1.53 - 2.44	0.152	µkat/L
AST/GOT Aspartate aminotransferase	IFCC, with pyridoxal phosphate 37°C	1 2601 +	164	126 - 201	12.6	U/L
	without pyridoxal phosphate 37°C	2 5010 1 2601	2.73 167	2.10 - 3.36 129 - 206	0.209 12.8	µkat/L U/L
			2.79	2.15 - 3.43	0.214	µkat/L
AMY Amylase	EPS G-7	1 0501	227 3.78	181 - 272 3.02 - 4.53	15.1 0.252	U/L µkat/L
PAMY Pancreatic amylase	EPS G-7	1 0551	111 1.85	88.6 - 133 1.48 - 2.21	7.38 0.123	U/L µkat/L
APOA1 Apolipoprotein A1	Immunoturbidimetric	1 7102	193 1.93	154 - 232 1.54 - 2.32	12.9 0.129	mg/dL g/L
APOB Apolipoprotein B	Immunoturbidimetric	1 7112	104 1.04	83.2 - 125 0.832 - 1.25	6.93 0.069	mg/dL g/L
DBIL Direct Bilirubin	DCA	1 0821	1.65 28.3	1.22 - 2.08 20.9 - 35.6	0.143 2.45	mg/dL µmol/L
TBIL Total Bilirubin	DCA	1 0811	4.61 78.7	3.41 - 5.80 58.3 - 99.2	0.399 6.82	mg/dL µmol/L
CA Calcium	Phosphonazo	1 1181	3.10 12.4	2.76 - 3.44 11.1 - 13.8	0.114 0.456	mmol/L mg/dL
CL Chloride	Colorimetric	1 1221	146 516	132 - 159 470 - 563	4.37 15.5	mmol/L mg/dL
	Direct ISE	960405	143 508	130 - 156 462 - 554	4.30 15.2	mmol/L mg/dL
CHOL Cholesterol	CHOD-PAP	1 1300	218 5.64	187 - 248 4.85 - 6.42	10.2 0.263	mg/dL mmol/L
CHE Cholinesterase	Butyrylthiocholin	1 1401	9126 152	7483 - 10769 125 - 179	548 9.13	U/L µkat/L
CK Creatine kinase	DGKC, IFCC 37°C	1 1601	234 3.89	187 - 280 3.12 - 4.67	15.6 0.260	U/L µkat/L
CKMB Creatine kinase	mAK, Immunological method, 37°C	1 1641	55.9 0.931	44.7 - 67.1 0.745 - 1.12	3.73 0.062	U/L µkat/L
CREA Creatinine	Jaffé, without compensation	1 1711	4.90 433	3.82 - 5.98 338 - 528	0.359 31.8	mg/dL µmol/L
	Jaffé, with compensation	1 1711	5.21 460	4.06 - 6.35 359 - 562	0.382 33.8	mg/dL µmol/L
	Enzymatic PAP	1 1759	5.15 455	4.02 - 6.28 355 - 555	0.378 33.4	mg/dL µmol/L
GGT γ-Glutamyltransferase	IFCC, DGKC 1994 37°C	1 2801	99.8 1.66	77.8 - 122 1.30 - 2.03	7.32 0.122	U/L µkat/L
GLUC Glucose	GOD-PAP	1 2500	274 15.2	230 - 317 12.8 - 17.6	14.6 0.810	mg/dL mmol/L
	HK/G6P-DH	1 2511	271 15.1	228 - 315 12.7 - 17.5	14.5 0.803	mg/dL mmol/L
HDLC HDL-Cholesterol	Immunoinhibition	1 3521	61.7 1.60	53.1 - 70.3 1.37 - 1.82	2.88 0.074	mg/dL mmol/L
	Direct, colorimetric	1 3561	66.8 1.73	57.4 - 76.2 1.49 - 1.97	3.12 0.081	mg/dL mmol/L

TruLab P

LOT 27548



Cat. No. 5 9050 99 10 061 (6 x 5 mL)
5 9050 99 10 062 (20 x 5 mL)

2022-08

respons[®]920



Updated sheets: www.diasys-diagnostics.com/service-area/value-sheets/

Value sheet version: 4

Short Name / Analyte	Method	Reagent ID	Value	Range	1 SD	Unit
HBUT β-Hydroxybutyrate	β-HBDH / Diaphorase 37°C	1 3701	0.934	0.747 - 1.12	0.062	mmol/L
			9.72	7.78 - 11.7	0.648	mg/dL
	β-HBDH 37°C	1 3711	1.11	0.888 - 1.33	0.074	mmol/L
			11.6	9.24 - 13.9	0.770	mg/dL
IgA Immunoglobulin A	Immunoturbidimetric	1 7202	264	201 - 327	21.1	mg/dL
			2.64	2.01 - 3.27	0.211	g/L
IgE Immunoglobulin E	Immunoturbidimetric	1 7239	154	124 - 185	10.3	IU/mL
			371	296 - 445	24.7	ng/mL
IgG Immunoglobulin G	Immunoturbidimetric	1 7212	1254	1003 - 1505	83.6	mg/dL
			12.5	10.0 - 15.0	0.836	g/L
IgM Immunoglobulin M	Immunoturbidimetric	1 7222	119	85.7 - 152	11.1	mg/dL
			1.19	0.857 - 1.52	0.111	g/L
FE Iron	Ferene	1 1911	266	229 - 304	12.4	μg/dL
LACT Lactate	LDH UV	1 4001	31.1	24.6 - 37.6	2.18	mg/dL
			3.45	2.73 - 4.18	0.242	mmol/L
LDH Lactate dehydrogenase	IFCC, DGKC 1994 37°C	1 4211	299	245 - 352	17.9	U/L
			4.98	4.08 - 5.87	0.299	μkat/L
LDLC LDL-Cholesterol	Homogenous Select, TruCal Lipid	1 4121	122	105 - 139	5.68	mg/dL
			3.15	2.71 - 3.59	0.147	mmol/L
			125	107 - 142	5.81	mg/dL
	Direct, colorimetric	1 4131	3.22	2.77 - 3.67	0.150	mmol/L
LPS Lipase	Colorimetric	1 4321	100	80.1 - 120	6.68	U/L
			1.67	1.34 - 2.00	0.111	μkat/L
LI Lithium	Direct ISE	960406	2.14	1.84 - 2.44	0.100	mmol/L
			1.49	1.28 - 1.69	0.069	mg/dL
MG Magnesium	Xylidyl blue	1 4610	1.93	1.62 - 2.24	0.103	mmol/L
			4.69	3.94 - 5.44	0.250	mg/dL
PO3 Phosphorus	Molybdate UV	1 5211	7.33	6.01 - 8.65	0.440	mg/dL
			2.37	1.94 - 2.79	0.142	mmol/L
K Potassium	Enzymatic	1 5221	7.37	6.70 - 8.03	0.221	mmol/L
			28.8	26.2 - 31.4	0.864	mg/dL
			7.93	7.21 - 8.64	0.238	mmol/L
	Direct ISE	960403	31.0	28.2 - 33.8	0.930	mg/dL
Na Sodium	Enzymatic	1 4808	162	152 - 172	3.24	mmol/L
			372	350 - 395	7.45	mg/dL
			172	162 - 183	3.44	mmol/L
	Direct ISE	960402	396	372 - 420	7.92	mg/dL
TP Total Protein	Biuret, with sample blank	1 2311	8.34	7.42 - 9.26	0.306	g/dL
			83.4	74.2 - 92.6	3.06	g/L
TRF Transferrin	Immunoturbidimetric	1 7252	332	266 - 398	22.1	mg/dL
			3.32	2.66 - 3.98	0.221	g/L
TRIG Triglycerides	GPO-PAP	1 5710	222	182 - 262	13.3	mg/dL
			2.50	2.05 - 2.95	0.150	mmol/L
UREA Urea	Urease UV	1 3101	161	126 - 197	11.8	mg/dL
			26.8	20.9 - 32.7	1.97	mmol/L
UA Uric Acid	TOOS	1 3001	8.23	7.08 - 9.38	0.384	mg/dL
			489	421 - 558	22.8	μmol/L



DiaSys Diagnostic Systems GmbH
Alte Strasse 9 65558 Holzheim Germany
www.diasys-diagnostics.com

TruLab P

LOT 27548



Cat. No. 5 9050 99 10 061 (6 x 5 mL)
5 9050 99 10 062 (20 x 5 mL)

2022-08

respons[®]940



Updated sheets: www.diasys-diagnostics.com/service-area/value-sheets/

Value sheet version: 4

Short Name / Analyte	Method	Reagent ID	Value	Range	1 SD	Unit
ALB Albumin	Bromcresol green	1 0220	5.04 50.4	3.88 - 6.20 38.8 - 62.0	0.386 3.86	g/dL g/L
AP Alkaline phosphatase	IFCC 37°C	1 0441	193 3.22	145 - 241 2.41 - 4.02	16.1 0.268	U/L µkat/L
ALT/GPT Alanine aminotransferase	IFCC, with pyridoxal phosphate 37°C	1 2701 +	120	92.5 - 148	9.21	U/L
	without pyridoxal phosphate 37°C	2 5010 1 2701	2.00 1.19	1.54 - 2.46 91.6 - 146	0.153 9.12	µkat/L U/L
			1.98	1.53 - 2.44	0.152	µkat/L
AST/GOT Aspartate aminotransferase	IFCC, with pyridoxal phosphate 37°C	1 2601 +	164	126 - 201	12.6	U/L
	without pyridoxal phosphate 37°C	2 5010 1 2601	2.73 167	2.10 - 3.36 129 - 206	0.209 12.8	µkat/L U/L
			2.79	2.15 - 3.43	0.214	µkat/L
AMY Amylase	EPS G-7	1 0501	227 3.78	181 - 272 3.02 - 4.53	15.1 0.252	U/L µkat/L
PAMY Pancreatic amylase	EPS G-7	1 0551	111 1.85	88.6 - 133 1.48 - 2.21	7.38 0.123	U/L µkat/L
APOA1 Apolipoprotein A1	Immunoturbidimetric	1 7102	193 1.93	154 - 232 1.54 - 2.32	12.9 0.129	mg/dL g/L
APOB Apolipoprotein B	Immunoturbidimetric	1 7112	104 1.04	83.2 - 125 0.832 - 1.25	6.93 0.069	mg/dL g/L
DBIL Direct Bilirubin	DCA	1 0821	1.65 28.3	1.22 - 2.08 20.9 - 35.6	0.143 2.45	mg/dL µmol/L
TBIL Total Bilirubin	DCA	1 0811	4.61 78.7	3.41 - 5.80 58.3 - 99.2	0.399 6.82	mg/dL µmol/L
CA Calcium	Phosphonazo	1 1181	3.10 12.4	2.76 - 3.44 11.1 - 13.8	0.114 0.456	mmol/L mg/dL
CL Chloride	Colorimetric	1 1221	146 516	132 - 159 470 - 563	4.37 15.5	mmol/L mg/dL
	Direct ISE	960405	143 508	130 - 156 462 - 554	4.30 15.2	mmol/L mg/dL
CHOL Cholesterol	CHOD-PAP	1 1300	218 5.64	187 - 248 4.85 - 6.42	10.2 0.263	mg/dL mmol/L
CHE Cholinesterase	Butyrylthiocholin	1 1401	9126 152	7483 - 10769 125 - 179	548 9.13	U/L µkat/L
CK Creatine kinase	DGKC, IFCC 37°C	1 1601	234 3.89	187 - 280 3.12 - 4.67	15.6 0.260	U/L µkat/L
CKMB Creatine kinase	mAK, Immunological method, 37°C	1 1641	55.9 0.931	44.7 - 67.1 0.745 - 1.12	3.73 0.062	U/L µkat/L
CREA Creatinine	Jaffé, without compensation	1 1711	4.90 433	3.82 - 5.98 338 - 528	0.359 31.8	mg/dL µmol/L
	Jaffé, with compensation	1 1711	5.21 460	4.06 - 6.35 359 - 562	0.382 33.8	mg/dL µmol/L
	Enzymatic PAP	1 1759	5.15 455	4.02 - 6.28 355 - 555	0.378 33.4	mg/dL µmol/L
GGT γ-Glutamyltransferase	IFCC, DGKC 1994 37°C	1 2801	99.8 1.66	77.8 - 122 1.30 - 2.03	7.32 0.122	U/L µkat/L
GLUC Glucose	GOD-PAP	1 2500	274 15.2	230 - 317 12.8 - 17.6	14.6 0.810	mg/dL mmol/L
	HK/G6P-DH	1 2511	271 15.1	228 - 315 12.7 - 17.5	14.5 0.803	mg/dL mmol/L
HDLC HDL-Cholesterol	Immuno-inhibition	1 3521	61.7 1.60	53.1 - 70.3 1.37 - 1.82	2.88 0.074	mg/dL mmol/L
	Direct, colorimetric	1 3561	66.8 1.73	57.4 - 76.2 1.49 - 1.97	3.12 0.081	mg/dL mmol/L

TruLab P

LOT 27548



Cat. No. 5 9050 99 10 061 (6 x 5 mL)
5 9050 99 10 062 (20 x 5 mL)



2022-08

respons[®]940



Updated sheets: www.diasys-diagnostics.com/service-area/value-sheets/

Value sheet version: 4

Short Name / Analyte	Method	Reagent ID	Value	Range	1 SD	Unit
HBUT β-Hydroxybutyrate	β-HBDH / Diaphorase 37°C	1 3701	0.934	0.747 - 1.12	0.062	mmol/L
			9.72	7.78 - 11.7	0.648	mg/dL
	β-HBDH 37°C	1 3711	1.11	0.888 - 1.33	0.074	mmol/L
			11.6	9.24 - 13.9	0.770	mg/dL
IgA Immunoglobulin A	Immunoturbidimetric	1 7202	264	201 - 327	21.1	mg/dL
			2.64	2.01 - 3.27	0.211	g/L
IgE Immunoglobulin E	Immunoturbidimetric	1 7239	154	124 - 185	10.3	IU/mL
			371	296 - 445	24.7	ng/mL
IgG Immunoglobulin G	Immunoturbidimetric	1 7212	1254	1003 - 1505	83.6	mg/dL
			12.5	10.0 - 15.0	0.836	g/L
IgM Immunoglobulin M	Immunoturbidimetric	1 7222	119	85.7 - 152	11.1	mg/dL
			1.19	0.857 - 1.52	0.111	g/L
FE Iron	Ferene	1 1911	266	229 - 304	12.4	µg/dL
			47.7	41.0 - 54.4	2.23	µmol/L
LACT Lactate	LDH UV	1 4001	31.1	24.6 - 37.6	2.18	mg/dL
			3.45	2.73 - 4.18	0.242	mmol/L
LDH Lactate dehydrogenase	IFCC, DGKC 1994 37°C	1 4211	299	245 - 352	17.9	U/L
			4.98	4.08 - 5.87	0.299	µkat/L
LDLC LDL-Cholesterol	Homogenous Select, TruCal Lipid	1 4121	122	105 - 139	5.68	mg/dL
			3.15	2.71 - 3.59	0.147	mmol/L
			125	107 - 142	5.81	mg/dL
	Direct, colorimetric	1 4131	3.22	2.77 - 3.67	0.150	mmol/L
LPS Lipase	Colorimetric	1 4321	100	80.1 - 120	6.68	U/L
			1.67	1.34 - 2.00	0.111	µkat/L
LI Lithium	Direct ISE	960406	2.14	1.84 - 2.44	0.100	mmol/L
			1.49	1.28 - 1.69	0.069	mg/dL
MG Magnesium	Xylidyl blue	1 4610	1.93	1.62 - 2.24	0.103	mmol/L
			4.69	3.94 - 5.44	0.250	mg/dL
PO3 Phosphorus	Molybdate UV	1 5211	7.33	6.01 - 8.65	0.440	mg/dL
			2.37	1.94 - 2.79	0.142	mmol/L
K Potassium	Enzymatic	1 5221	7.37	6.70 - 8.03	0.221	mmol/L
			28.8	26.2 - 31.4	0.864	mg/dL
			7.93	7.21 - 8.64	0.238	mmol/L
	Direct ISE	960403	31.0	28.2 - 33.8	0.930	mg/dL
Na Sodium	Enzymatic	1 4808	162	152 - 172	3.24	mmol/L
			372	350 - 395	7.45	mg/dL
			172	162 - 183	3.44	mmol/L
	Direct ISE	960402	396	372 - 420	7.92	mg/dL
TP Total Protein	Biuret, with sample blank	1 2311	8.34	7.42 - 9.26	0.306	g/dL
			83.4	74.2 - 92.6	3.06	g/L
TRF Transferrin	Immunoturbidimetric	1 7252	332	266 - 398	22.1	mg/dL
			3.32	2.66 - 3.98	0.221	g/L
TRIG Triglycerides	GPO-PAP	1 5710	222	182 - 262	13.3	mg/dL
			2.50	2.05 - 2.95	0.150	mmol/L
UREA Urea	Urease UV	1 3101	161	126 - 197	11.8	mg/dL
			26.8	20.9 - 32.7	1.97	mmol/L
UA Uric Acid	TOOS	1 3001	8.23	7.08 - 9.38	0.384	mg/dL
			489	421 - 558	22.8	µmol/L



DiaSys Diagnostic Systems GmbH
Alte Strasse 9 65558 Holzheim Germany
www.diasys-diagnostics.com

TruLab P

LOT 27548

Cat. No. 5 9050 99 10 061 (6 x 5 mL)
5 9050 99 10 062 (20 x 5 mL)



2022-08

BioMajesty[®]



IVD

Updated sheets: www.diasys-diagnostics.com/service-area/value-sheets/

Value sheet version: 4

Short Name / Analyte	Method	Reagent ID	Value	Range	1 SD	Unit
ALB Albumin	Bromcresol green	1 0220	5.04 50.4	3.88 - 6.20 38.8 - 62.0	0.386 3.86	g/dL g/L
AP Alkaline phosphatase	IFCC 37°C	1 0441	193 3.22	145 - 241 2.41 - 4.02	16.1 0.268	U/L µkat/L
ALT/GPT Alanine aminotransferase	IFCC, with pyridoxal phosphate 37°C	1 2701 +	120	92.5 - 148	9.21	U/L
	without pyridoxal phosphate 37°C	2 5010	2.00	1.54 - 2.46	0.153	µkat/L
		1 2701	119 1.98	91.6 - 146 1.53 - 2.44	9.12 0.152	U/L µkat/L
AST/GOT Aspartate aminotransferase	IFCC, with pyridoxal phosphate 37°C	1 2601 +	164	126 - 201	12.6	U/L
	without pyridoxal phosphate 37°C	2 5010	2.73	2.10 - 3.36	0.209	µkat/L
		1 2601	167 2.79	129 - 206 2.15 - 3.43	12.8 0.214	U/L µkat/L
AMY Amylase	EPS G-7	1 0501	227 3.78	181 - 272 3.02 - 4.53	15.1 0.252	U/L µkat/L
PAMY Pancreatic amylase	EPS G-7	1 0551	111 1.85	88.6 - 133 1.48 - 2.21	7.38 0.123	U/L µkat/L
APOA1 Apolipoprotein A1	Immunoturbidimetric	1 7102	193	154 - 232	12.9	mg/dL
			1.93	1.54 - 2.32	0.129	g/L
APOB Apolipoprotein B	Immunoturbidimetric	1 7112	104	83.2 - 125	6.93	mg/dL
			1.04	0.832 - 1.25	0.069	g/L
DBIL Direct Bilirubin	DCA	1 0821	1.65	1.22 - 2.08	0.143	mg/dL
			28.3	20.9 - 35.6	2.45	µmol/L
TBIL Total Bilirubin	DCA	1 0811	4.61	3.41 - 5.80	0.399	mg/dL
			78.7	58.3 - 99.2	6.82	µmol/L
CA Calcium	Phosphonazo	1 1181	3.10	2.76 - 3.44	0.114	mmol/L
			12.4	11.1 - 13.8	0.456	mg/dL
CL Chloride	Indirect ISE	980132	140	127 - 153	4.20	mmol/L
			496	452 - 541	14.9	mg/dL
CHOL Cholesterol	CHOD-PAP	1 1300	218	187 - 248	10.2	mg/dL
			5.64	4.85 - 6.42	0.263	mmol/L
CHE Cholinesterase	Butyrylthiocholin	1 1401	9126	7483 - 10769	548	U/L
			152	125 - 179	9.13	µkat/L
CK Creatine kinase	DGKC, IFCC 37°C	1 1601	234	187 - 280	15.6	U/L
			3.89	3.12 - 4.67	0.260	µkat/L
CKMB Creatine kinase	mAK, Immunological method, 37°C	1 1641	55.9	44.7 - 67.1	3.73	U/L
			0.931	0.745 - 1.12	0.062	µkat/L
CREA Creatinine	Jaffé, without compensation	1 1711	4.90	3.82 - 5.98	0.359	mg/dL
			433	338 - 528	31.8	µmol/L
	Jaffé, with compensation	1 1711	5.21	4.06 - 6.35	0.382	mg/dL
			460	359 - 562	33.8	µmol/L
Enzymatic PAP	1 1759	5.15 455	4.02 - 6.28 355 - 555	0.378 33.4	mg/dL µmol/L	
GGT γ-Glutamyltransferase	IFCC, DGKC 1994 37°C	1 2801	99.8	77.8 - 122	7.32	U/L
			1.66	1.30 - 2.03	0.122	µkat/L
GLUC Glucose	HK/G6P-DH	1 2511	271	228 - 315	14.5	mg/dL
			15.1	12.7 - 17.5	0.803	mmol/L

TruLab P

LOT 27548

Cat. No. 5 9050 99 10 061 (6 x 5 mL)
5 9050 99 10 062 (20 x 5 mL)



2022-08

BioMajesty®



IVD

Updated sheets: www.diasys-diagnostics.com/service-area/value-sheets/

Value sheet version: 4

Short Name / Analyte	Method	Reagent ID	Value	Range	1 SD	Unit
HDLC HDL-Cholesterol	Immunoinhibition	1 3521	61.7	53.1 - 70.3	2.88	mg/dL
			1.60	1.37 - 1.82	0.074	mmol/L
	Direct, colorimetric	1 3561	66.8	57.4 - 76.2	3.12	mg/dL
			1.73	1.49 - 1.97	0.081	mmol/L
HBUT β-Hydroxybutyrate	β-HBDH / Diaphorase 37°C	1 3701	0.934	0.747 - 1.12	0.062	mmol/L
			9.72	7.78 - 11.7	0.648	mg/dL
	β-HBDH 37°C	1 3711	1.11	0.888 - 1.33	0.074	mmol/L
			11.6	9.24 - 13.9	0.770	mg/dL
IgA Immunoglobulin A	Immunturbidimetric	1 7202	264	201 - 327	21.1	mg/dL
			2.64	2.01 - 3.27	0.211	g/L
IgE Immunoglobulin E	Immunturbidimetric	1 7239	154	124 - 185	10.3	IU/mL
			371	296 - 445	24.7	ng/mL
IgG Immunoglobulin G	Immunturbidimetric	1 7212	1254	1003 - 1505	83.6	mg/dL
			12.5	10.0 - 15.0	0.836	g/L
IgM Immunoglobulin M	Immunturbidimetric	1 7222	119	85.7 - 152	11.1	mg/dL
			1.19	0.857 - 1.52	0.111	g/L
FE Iron	Ferene	1 1911	246	212 - 280	11.5	µg/dL
			44.1	37.9 - 50.2	2.06	µmol/L
LACT Lactate	LDH UV	1 4001	31.1	24.6 - 37.6	2.18	mg/dL
			3.45	2.73 - 4.18	0.242	mmol/L
LDH Lactate dehydrogenase	IFCC, DGKC 1994 37°C	1 4211	299	245 - 352	17.9	U/L
			4.98	4.08 - 5.87	0.299	µkat/L
LDLC LDL-Cholesterol	Homogenous Select, TruCal Lipid	1 4121	123	105 - 140	5.72	mg/dL
			3.17	2.72 - 3.61	0.148	mmol/L
	Direct, colorimetric	1 4131	125	107 - 142	5.81	mg/dL
			3.22	2.77 - 3.67	0.150	mmol/L
LPS Lipase	Colorimetric	1 4321	100	80.1 - 120	6.68	U/L
			1.67	1.34 - 2.00	0.111	µkat/L
MG Magnesium	Xylidyl blue	1 4610	1.93	1.62 - 2.24	0.103	mmol/L
			4.69	3.94 - 5.44	0.250	mg/dL
PL Phospholipids	Enzymatic	1 5741	246	197 - 296	16.4	mg/dL
			3.18	2.54 - 3.81	0.212	mmol/L
PO3 Phosphorus	Molybdate UV	1 5211	7.33	6.01 - 8.65	0.440	mg/dL
			2.37	1.94 - 2.79	0.142	mmol/L
K Potassium	Indirect ISE	980131	7.61	6.92 - 8.29	0.228	mmol/L
			29.7	27.1 - 32.4	0.892	mg/dL
Na Sodium	Indirect ISE	980130	162	152 - 171	3.23	mmol/L
			372	349 - 394	7.43	mg/dL
TP Total Protein	Biuret, with sample blank	1 2311	8.34	7.42 - 9.26	0.306	g/dL
			83.4	74.2 - 92.6	3.06	g/L
TRF Transferrin	Immunturbidimetric	1 7252	332	266 - 398	22.1	mg/dL
			3.32	2.66 - 3.98	0.221	g/L
TRIG Triglycerides	GPO-PAP	1 5710	222	182 - 262	13.3	mg/dL
			2.50	2.05 - 2.95	0.150	mmol/L
UREA Urea	Urease UV	1 3101	161	126 - 197	11.8	mg/dL
			26.8	20.9 - 32.7	1.97	mmol/L
UA Uric Acid	TOOS	1 3001	8.23	7.08 - 9.38	0.384	mg/dL
			489	421 - 558	22.8	µmol/L



DiaSys Diagnostic Systems GmbH
Alte Strasse 9 65558 Holzheim Germany
www.diasys-diagnostics.com