

# TruLab P

**LOT 29696**

Cat. No. 5 9050 99 10 061 (6 x 5 mL)  
5 9050 99 10 062 (20 x 5 mL)



**2023-08-31**




Updated sheets: [www.diasys-diagnostics.com/service-area/value-sheets/](http://www.diasys-diagnostics.com/service-area/value-sheets/)

Value sheet version: 3

Short Name / Analyte	Method	Reagent ID	Value	Range	Unit
<b>ALB</b> Albumin	Bromcresol green	1 0220	4.55 45.5	3.50 - 5.60 35.0 - 56.0	g/dL g/L
<b>AP</b> Alkaline phosphatase	IFCC 37°C	1 0441	198 3.30	149 - 248 2.48 - 4.13	U/L µkat/L
	DGKC 1970 37°C	1 0401	291 4.85	218 - 364 3.64 - 6.06	U/L µkat/L
<b>ALT/GPT</b> Alanine aminotransferase	IFCC, with pyridoxal phosphate 37°C	1 2701 + 2 5010	113 1.88	87.0 - 139 1.45 - 2.32	U/L µkat/L
	without pyridoxal phosphate 37°C	1 2701	116 1.94	89.5 - 143 1.49 - 2.38	U/L µkat/L
<b>AST/GOT</b> Aspartate aminotransferase	IFCC, with pyridoxal phosphate 37°C	1 2601 + 2 5010	156 2.59	120 - 191 2.00 - 3.19	U/L µkat/L
	without pyridoxal phosphate 37°C	1 2601	165 2.75	127 - 203 2.12 - 3.38	U/L µkat/L
<b>AMY</b> Amylase	EPS G-7	1 0501	216 3.60	173 - 259 2.88 - 4.32	U/L µkat/L
<b>PAMY</b> Pancreatic amylase	EPS G-7	1 0551	110 1.84	88.2 - 132 1.47 - 2.20	U/L µkat/L
<b>APOA1</b> Apolipoprotein A1	Immunoturbidimetric	1 7102	173 1.73	138 - 207 1.38 - 2.07	mg/dL g/L
<b>APOB</b> Apolipoprotein B	Immunoturbidimetric	1 7112	93.2 0.932	74.5 - 112 0.745 - 1.12	mg/dL g/L
<b>BILE</b> Total Bile Acids	Enzymatic cycling method	1 2238	38.5	30.8 - 46.3	µmol/L
<b>DBIL</b> Direct Bilirubin	DCA	1 0821	1.71 29.2	1.26 - 2.15 21.6 - 36.7	mg/dL µmol/L
	Jendrassik-Grof	1 0849	1.76 30.1	1.30 - 2.22 22.3 - 38.0	mg/dL µmol/L
<b>TBIL</b> Total Bilirubin	DCA	1 0811	4.63 79.1	3.42 - 5.83 58.5 - 99.7	mg/dL µmol/L
	Jendrassik-Grof	1 0849	5.12 87.5	3.79 - 6.45 64.7 - 110	mg/dL µmol/L
<b>CA</b> Calcium	Arsenazo	1 1130	3.23 12.9	2.88 - 3.59 11.5 - 14.4	mmol/L mg/dL
	Phosphonazo	1 1181	3.28 13.1	2.92 - 3.64 11.7 - 14.6	mmol/L mg/dL
<b>CL</b> Chloride	Colorimetric	1 1221	127 451	116 - 139 410 - 491	mmol/L mg/dL
<b>CHOL</b> Cholesterol	CHOD-PAP	1 1300 + 1 1350	188 4.85	161 - 214 4.17 - 5.53	mg/dL mmol/L
<b>CHE</b> Cholinesterase	Butyrylthiocholin	1 1401	8025 134	6581 - 9470 110 - 158	U/L µkat/L
<b>CK</b> Creatine kinase	DGKC, IFCC 37°C	1 1601	240 4.01	192 - 288 3.21 - 4.81	U/L µkat/L

# TruLab P

**LOT** 29696



Cat. No. 5 9050 99 10 061 (6 x 5 mL)  
5 9050 99 10 062 (20 x 5 mL)



2023-08-31



Updated sheets: [www.diasys-diagnostics.com/service-area/value-sheets/](http://www.diasys-diagnostics.com/service-area/value-sheets/)

Value sheet version: 3

Short Name / Analyte	Method	Reagent ID	Value	Range	Unit
<b>CKMB</b> Creatine kinase	mAK, Immunological method, 37°C	1 1641	67.0	53.6 - 80.4	U/L
			1.12	0.893 - 1.34	µkat/L
<b>CREA</b> Creatinine	Jaffé, without compensation	1 1711	4.91	3.83 - 6.00	mg/dL
			434	339 - 530	µmol/L
	Jaffé, with compensation	1 1711	5.25	4.09 - 6.40	mg/dL
			464	362 - 566	µmol/L
Enzymatic PAP	1 1759	5.00	3.90 - 6.10	mg/dL	
		442	345 - 539	µmol/L	
<b>GGT</b> γ-Glutamyltransferase	IFCC, DGKC 1994 37°C	1 2801	89.8	70.1 - 110	U/L
			1.50	1.17 - 1.83	µkat/L
	Szasz 37°C	1 2801	79.5	62.0 - 97.0	U/L
<b>GLDH</b> Glutamat dehydrogenase	DGKC 1970 37°C	1 2411	22.6	18.1 - 27.1	U/L
			0.376	0.301 - 0.451	µkat/L
			13.2	1.03 - 1.62	µkat/L
<b>GLUC</b> Glucose	GOD-PAP	1 2500 +	254	213 - 294	mg/dL
			14.1	11.8 - 16.3	mmol/L
	HK/G6P-DH	1 2511	250	210 - 290	mg/dL
			13.9	11.7 - 16.1	mmol/L
	Gluc-DH	1 2531	251	211 - 291	mg/dL
13.9			11.7 - 16.2	mmol/L	
<b>HBDH</b> α-Hydroxybutyrate dehydro.	DGKC 37°C	1 3201	296	237 - 355	U/L
			4.93	3.94 - 5.91	µkat/L
<b>HDLC</b> HDL-Cholesterol	Immunoinhibition	1 3521	52.5	45.1 - 59.8	mg/dL
			1.36	1.17 - 1.55	mmol/L
			1.45	1.24 - 1.65	mmol/L
<b>HBUT</b> β-Hydroxybutyrate	β-HBDH / Diaphorase 37°C	1 3701	0.961	0.769 - 1.15	mmol/L
			10.0	8.00 - 12.0	mg/dL
	β-HBDH 37°C	1 3711	0.896	0.716 - 1.07	mmol/L
<b>IgA</b> Immunoglobulin A	Immunoturbidimetric	1 7202	228	173 - 282	mg/dL
			2.28	1.73 - 2.82	g/L
<b>IgE</b> Immunoglobulin E	Immunoturbidimetric	1 7239	100	80.3 - 120	IU/mL
			241	193 - 289	ng/mL
<b>IgG</b> Immunoglobulin G	Immunoturbidimetric	1 7212	1138	910 - 1365	mg/dL
			11.4	9.10 - 13.7	g/L
<b>IgM</b> Immunoglobulin M	Immunoturbidimetric	1 7222	100	72.3 - 129	mg/dL
			1.00	0.723 - 1.29	g/L
<b>FE</b> Iron	Ferene	1 1911	231	198 - 263	µg/dL
			41.3	35.5 - 47.1	µmol/L
<b>LACT</b> Lactate	LDH UV	1 4001	31.8	25.1 - 38.5	mg/dL
			3.53	2.79 - 4.27	mmol/L
<b>LDH</b> Lactate dehydrogenase	IFCC, DGKC 1994 37°C	1 4211	306	251 - 362	U/L
			5.11	4.19 - 6.03	µkat/L
	DGKC opt. 1970 37°C	1 4201	494	405 - 583	U/L
			8.23	6.75 - 9.72	µkat/L

# TruLab P

**LOT** 29696

Cat. No. 5 9050 99 10 061 (6 x 5 mL)  
5 9050 99 10 062 (20 x 5 mL)



2023-08-31



Updated sheets: [www.diasys-diagnostics.com/service-area/value-sheets/](http://www.diasys-diagnostics.com/service-area/value-sheets/)

Value sheet version: 3

Short Name / Analyte	Method	Reagent ID	Value	Range	Unit
<b>LDLC</b> LDL-Cholesterol	Homogenous Select, TruCal Lipid	1 4121	110	94.2 - 125	mg/dL
			2.83	2.44 - 3.23	mmol/L
	Direct, colorimetric	1 4131	110	94.4 - 125	mg/dL
			2.84	2.44 - 3.24	mmol/L
<b>LPS</b> Lipase	Colorimetric	1 4321	100	80.0 - 120	U/L
			1.67	1.33 - 2.00	μkat/L
<b>MG</b> Magnesium	Xylidyl blue	1 4610	2.01	1.69 - 2.33	mmol/L
			4.89	4.11 - 5.67	mg/dL
<b>PL</b> Phospholipids	Enzymatic	1 5741	231	185 - 277	mg/dL
			2.98	2.38 - 3.58	mmol/L
<b>PO3</b> Phosphorus	Molybdate UV, substrate start	1 5211	7.25	5.94 - 8.55	mg/dL
			2.34	1.92 - 2.76	mmol/L
	Molybdate UV, sample start	1 5211	7.14	5.85 - 8.42	mg/dL
			2.30	1.89 - 2.72	mmol/L
<b>K</b> Potassium	Enzymatic	1 5221	7.83	7.13 - 8.54	mmol/L
			30.6	27.9 - 33.4	mg/dL
<b>Na</b> Sodium	Enzymatic	1 4808	151	142 - 160	mmol/L
			346	325 - 367	mg/dL
<b>TP</b> Total Protein	Biuret, without sample blank	1 2311	8.30	7.39 - 9.21	g/dL
			83.0	73.9 - 92.1	g/L
	Biuret, with sample blank	1 2311	7.47	6.65 - 8.29	g/dL
			74.7	66.5 - 82.9	g/L
<b>TRF</b> Transferrin	Immunoturbidimetric	1 7252	284	227 - 340	mg/dL
			2.84	2.27 - 3.40	g/L
<b>TRIG</b> Triglycerides	GPO-PAP	1 5760	178	146 - 210	mg/dL
		1 5710	2.01	1.65 - 2.37	mmol/L
<b>UREA</b> Urea	Urease UV	1 3101	157	122 - 191	mg/dL
			26.1	20.4 - 31.9	mmol/L
	Colorimetric, Berthelot	1 3115	161	125 - 196	mg/dL
			26.7	20.9 - 32.6	mmol/L
<b>UA</b> Uric Acid	TBHBA	1 3021	8.18	7.03 - 9.32	mg/dL
			486	418 - 554	μmol/L
	TOOS	1 3001	8.08	6.95 - 9.21	mg/dL
			481	413 - 548	μmol/L



DiaSys Diagnostic Systems GmbH  
Alte Strasse 9 65558 Holzheim Germany  
[www.diasys-diagnostics.com](http://www.diasys-diagnostics.com)

# TruLab P

**LOT** 29696



Cat. No. 5 9050 99 10 061 (6 x 5 mL)  
5 9050 99 10 062 (20 x 5 mL)



2023-08-31

**Sensostar** **Sensostar**  
GLHsix GL30 touch



**IVD**

Updated sheets: [www.diasys-diagnostics.com/service-area/value-sheets/](http://www.diasys-diagnostics.com/service-area/value-sheets/)

Value sheet version: 3

Short Name / Analyte	Method	Reagent ID	Value	Range	Unit
<b>GLUC</b>	Amperometric	Biosensor	285	240 - 331	mg/dL
Glucose			15.8	13.3 - 18.4	mmol/L
<b>LACT</b>	Amperometric	Biosensor	38.7	30.6 - 46.8	mg/dL
Lactate			4.30	3.39 - 5.20	mmol/L




DiaSys Diagnostic Systems GmbH  
Alte Strasse 9 65558 Holzheim Germany  
[www.diasys-diagnostics.com](http://www.diasys-diagnostics.com)

# TruLab P

# LOT 29696



Cat. No. 5 9050 99 10 061 (6 x 5 mL)  
5 9050 99 10 062 (20 x 5 mL)

 2023-08-31

## respons<sup>®</sup>910



Updated sheets: [www.diasys-diagnostics.com/service-area/value-sheets/](http://www.diasys-diagnostics.com/service-area/value-sheets/)

Value sheet version: 3


Short Name / Analyte	Method	Reagent ID	Value	Range	Unit
<b>ALB</b> Albumin	Bromcresol green	1 0220	4.55 45.5	3.50 - 5.60 35.0 - 56.0	g/dL g/L
<b>AP</b> Alkaline phosphatase	IFCC 37°C	1 0441	198 3.30	149 - 248 2.48 - 4.13	U/L µkat/L
<b>ALT/GPT</b> Alanine aminotransferase	IFCC, with pyridoxal phosphate 37°C	1 2701 +	113	87.0 - 139	U/L
	without pyridoxal phosphate 37°C	2 5010 1 2701	1.88 116 1.94	1.45 - 2.32 89.5 - 143 1.49 - 2.38	µkat/L U/L µkat/L
<b>AST/GOT</b> Aspartate aminotransferase	IFCC, with pyridoxal phosphate 37°C	1 2601 +	156	120 - 191	U/L
	without pyridoxal phosphate 37°C	2 5010 1 2601	2.59 165 2.75	2.00 - 3.19 127 - 203 2.12 - 3.38	µkat/L U/L µkat/L
<b>AMY</b> Amylase	EPS G-7	1 0501	216 3.60	173 - 259 2.88 - 4.32	U/L µkat/L
<b>PAMY</b> Pancreatic amylase	EPS G-7	1 0551	110 1.84	88.2 - 132 1.47 - 2.20	U/L µkat/L
<b>APOA1</b> Apolipoprotein A1	Immunoturbidimetric	1 7102	173 1.73	138 - 207 1.38 - 2.07	mg/dL g/L
<b>APOB</b> Apolipoprotein B	Immunoturbidimetric	1 7112	93.2 0.932	74.5 - 112 0.745 - 1.12	mg/dL g/L
<b>BILE</b> Total Bile Acids	Enzymatic cycling method	1 2238	38.5	30.8 - 46.3	µmol/L
<b>DBIL</b> Direct Bilirubin	DCA	1 0821	1.71 29.2	1.26 - 2.15 21.6 - 36.7	mg/dL µmol/L
<b>TBIL</b> Total Bilirubin	DCA	1 0811	4.63 79.1	3.42 - 5.83 58.5 - 99.7	mg/dL µmol/L
<b>CA</b> Calcium	Phosphonazo	1 1181	3.28 13.1	2.92 - 3.64 11.7 - 14.6	mmol/L mg/dL
<b>CL</b> Chloride	Colorimetric	1 1221	127 451	116 - 139 410 - 491	mmol/L mg/dL
<b>CHOL</b> Cholesterol	CHOD-PAP	1 1300	188 4.85	161 - 214 4.17 - 5.53	mg/dL mmol/L
<b>CHE</b> Cholinesterase	Butyrylthiocholin	1 1401	8025 134	6581 - 9470 110 - 158	U/L µkat/L
<b>CK</b> Creatine kinase	DGKC, IFCC 37°C	1 1601	240 4.01	192 - 288 3.21 - 4.81	U/L µkat/L
<b>CKMB</b> Creatine kinase	mAK, Immunological method, 37°C	1 1641	67.0 1.12	53.6 - 80.4 0.893 - 1.34	U/L µkat/L
<b>CREA</b> Creatinine	Jaffé, without compensation	1 1711	4.91 434	3.83 - 6.00 339 - 530	mg/dL µmol/L
	Jaffé, with compensation	1 1711	5.25 464	4.09 - 6.40 362 - 566	mg/dL µmol/L
	Enzymatic PAP	1 1759	5.00 442	3.90 - 6.10 345 - 539	mg/dL µmol/L
<b>GGT</b> γ-Glutamyltransferase	IFCC, DGKC 1994 37°C	1 2801	89.8 1.50	70.1 - 110 1.17 - 1.83	U/L µkat/L
<b>GLUC</b> Glucose	GOD-PAP	1 2500	254 14.1	213 - 294 11.8 - 16.3	mg/dL mmol/L
	HK/G6P-DH	1 2511	250 13.9	210 - 290 11.7 - 16.1	mg/dL mmol/L
<b>HDLC</b> HDL-Cholesterol	Immunoinhibition	1 3521	52.5 1.36	45.1 - 59.8 1.17 - 1.55	mg/dL mmol/L
	Direct, colorimetric	1 3561	55.9 1.45	48.1 - 63.7 1.24 - 1.65	mg/dL mmol/L

# TruLab P

**LOT** 29696



Cat. No. 5 9050 99 10 061 (6 x 5 mL)  
5 9050 99 10 062 (20 x 5 mL)

 2023-08-31

**respons<sup>®</sup>910**



Updated sheets: [www.diasys-diagnostics.com/service-area/value-sheets/](http://www.diasys-diagnostics.com/service-area/value-sheets/)

Value sheet version: 3

Short Name / Analyte	Method	Reagent ID	Value	Range	Unit
<b>HBUT</b> β-Hydroxybutyrate	β-HBDH / Diaphorase 37°C	1 3701	0.961 10.0	0.769 - 1.15 8.00 - 12.0	mmol/L mg/dL
	β-HBDH 37°C	1 3711	0.896 9.32	0.716 - 1.07 7.46 - 11.2	mmol/L mg/dL
<b>IgA</b> Immunoglobulin A	Immunoturbidimetric	1 7202	228	173 - 282	mg/dL
			2.28	1.73 - 2.82	g/L
<b>IgE</b> Immunoglobulin E	Immunoturbidimetric	1 7239	100	80.3 - 120	IU/mL
			241	193 - 289	ng/mL
<b>IgG</b> Immunoglobulin G	Immunoturbidimetric	1 7212	1138	910 - 1365	mg/dL
			11.4	9.10 - 13.7	g/L
<b>IgM</b> Immunoglobulin M	Immunoturbidimetric	1 7222	100	72.3 - 129	mg/dL
			1.00	0.723 - 1.29	g/L
<b>FE</b> Iron	Ferene	1 1911	231	198 - 263	μg/dL
			41.3	35.5 - 47.1	μmol/L
<b>LACT</b> Lactate	LDH UV	1 4001	31.8	25.1 - 38.5	mg/dL
			3.53	2.79 - 4.27	mmol/L
<b>LDH</b> Lactate dehydrogenase	IFCC, DGKC 1994 37°C	1 4211	306	251 - 362	U/L
			5.11	4.19 - 6.03	μkat/L
<b>LDLC</b> LDL-Cholesterol	Homogenous Select, TruCal Lipid	1 4121	110	94.2 - 125	mg/dL
			2.83	2.44 - 3.23	mmol/L
			1 4131	110	94.4 - 125
	Direct, colorimetric		2.84	2.44 - 3.24	mmol/L
<b>LPS</b> Lipase	Colorimetric	1 4321	100	80.0 - 120	U/L
			1.67	1.33 - 2.00	μkat/L
<b>MG</b> Magnesium	Xylidyl blue	1 4610	2.01	1.69 - 2.33	mmol/L
			4.89	4.11 - 5.67	mg/dL
<b>PL</b> Phospholipids	Enzymatic	1 5741	231	185 - 277	mg/dL
			2.98	2.38 - 3.58	mmol/L
<b>PO3</b> Phosphorus	Molybdate UV	1 5211	7.25	5.94 - 8.55	mg/dL
			2.34	1.92 - 2.76	mmol/L
<b>K</b> Potassium	Enzymatic	1 5221	7.83	7.13 - 8.54	mmol/L
			30.6	27.9 - 33.4	mg/dL
<b>Na</b> Sodium	Enzymatic	1 4808	151	142 - 160	mmol/L
			346	325 - 367	mg/dL
<b>TP</b> Total Protein	Biuret, with sample blank	1 2311	7.47	6.65 - 8.29	g/dL
			74.7	66.5 - 82.9	g/L
<b>TRF</b> Transferrin	Immunoturbidimetric	1 7252	284	227 - 340	mg/dL
			2.84	2.27 - 3.40	g/L
<b>TRIG</b> Triglycerides	GPO-PAP	1 5710	178	146 - 210	mg/dL
			2.01	1.65 - 2.37	mmol/L
<b>UREA</b> Urea	Urease UV	1 3101	157	122 - 191	mg/dL
			26.1	20.4 - 31.9	mmol/L
<b>UA</b> Uric Acid	TOOS	1 3001	8.08	6.95 - 9.21	mg/dL
			481	413 - 548	μmol/L



DiaSys Diagnostic Systems GmbH  
Alte Strasse 9 65558 Holzheim Germany  
[www.diasys-diagnostics.com](http://www.diasys-diagnostics.com)

# TruLab P

# LOT 29696



Cat. No. 5 9050 99 10 061 (6 x 5 mL)  
5 9050 99 10 062 (20 x 5 mL)

2023-08-31

## respons<sup>®</sup> 920



Updated sheets: [www.diasys-diagnostics.com/service-area/value-sheets/](http://www.diasys-diagnostics.com/service-area/value-sheets/)

Value sheet version: 3

Short Name / Analyte	Method	Reagent ID	Value	Range	1 SD	Unit
<b>ALB</b> Albumin	Bromcresol green	1 0220	4.55 45.5	3.50 - 5.60 35.0 - 56.0	0.349 3.49	g/dL g/L
<b>AP</b> Alkaline phosphatase	IFCC 37°C	1 0441	198 3.30	149 - 248 2.48 - 4.13	16.5 0.275	U/L µkat/L
<b>ALT/GPT</b> Alanine aminotransferase	IFCC, with pyridoxal phosphate 37°C	1 2701 +	113	87.0 - 139	8.67	U/L
	without pyridoxal phosphate 37°C	2 5010 1 2701	1.88 116 1.94	1.45 - 2.32 89.5 - 143 1.49 - 2.38	0.144 8.91 0.148	µkat/L U/L µkat/L
<b>AST/GOT</b> Aspartate aminotransferase	IFCC, with pyridoxal phosphate 37°C	1 2601 +	156	120 - 191	11.9	U/L
	without pyridoxal phosphate 37°C	2 5010 1 2601	2.59 165 2.75	2.00 - 3.19 127 - 203 2.12 - 3.38	0.199 12.7 0.211	µkat/L U/L µkat/L
<b>AMY</b> Amylase	EPS G-7	1 0501	216 3.60	173 - 259 2.88 - 4.32	14.4 0.240	U/L µkat/L
<b>PAMY</b> Pancreatic amylase	EPS G-7	1 0551	110 1.84	88.2 - 132 1.47 - 2.20	7.35 0.122	U/L µkat/L
<b>APOA1</b> Apolipoprotein A1	Immunoturbidimetric	1 7102	173 1.73	138 - 207 1.38 - 2.07	11.5 0.115	mg/dL g/L
<b>APOB</b> Apolipoprotein B	Immunoturbidimetric	1 7112	93.2 0.932	74.5 - 112 0.745 - 1.12	6.21 0.062	mg/dL g/L
<b>DBIL</b> Direct Bilirubin	DCA	1 0821	1.71 29.2	1.26 - 2.15 21.6 - 36.7	0.148 2.53	mg/dL µmol/L
<b>TBIL</b> Total Bilirubin	DCA	1 0811	4.63 79.1	3.42 - 5.83 58.5 - 99.7	0.401 6.86	mg/dL µmol/L
<b>CA</b> Calcium	Phosphonazo	1 1181	3.28 13.1	2.92 - 3.64 11.7 - 14.6	0.120 0.482	mmol/L mg/dL
<b>CL</b> Chloride	Colorimetric	1 1221	127 451 448	116 - 139 410 - 491 407 - 488	3.81 13.5 13.4	mmol/L mg/dL mg/dL
	Direct ISE	960405	126 448	115 - 138 407 - 488	3.79 13.4	mmol/L mg/dL
<b>CHOL</b> Cholesterol	CHOD-PAP	1 1300	188 4.85	161 - 214 4.17 - 5.53	8.76 0.226	mg/dL mmol/L
<b>CHE</b> Cholinesterase	Butyrylthiocholin	1 1401	8025 134	6581 - 9470 110 - 158	482 8.03	U/L µkat/L
<b>CK</b> Creatine kinase	DGKC, IFCC 37°C	1 1601	240 4.01	192 - 288 3.21 - 4.81	16.0 0.267	U/L µkat/L
<b>CKMB</b> Creatine kinase	mAK, Immunological method, 37°C	1 1641	67.0 1.12	53.6 - 80.4 0.893 - 1.34	4.47 0.074	U/L µkat/L
<b>CREA</b> Creatinine	Jaffé, without compensation	1 1711	4.91 434	3.83 - 6.00 339 - 530	0.360 31.9	mg/dL µmol/L
	Jaffé, with compensation	1 1711	5.25 464	4.09 - 6.40 362 - 566	0.385 34.0	mg/dL µmol/L
	Enzymatic PAP	1 1759	5.00 442	3.90 - 6.10 345 - 539	0.367 32.4	mg/dL µmol/L
<b>GGT</b> γ-Glutamyltransferase	IFCC, DGKC 1994 37°C	1 2801	89.8 1.50	70.1 - 110 1.17 - 1.83	6.59 0.110	U/L µkat/L
<b>GLUC</b> Glucose	GOD-PAP	1 2500	254 14.1	213 - 294 11.8 - 16.3	13.5 0.751	mg/dL mmol/L
	HK/G6P-DH	1 2511	250 13.9	210 - 290 11.7 - 16.1	13.4 0.741	mg/dL mmol/L
<b>HDLC</b> HDL-Cholesterol	Immuno-inhibition	1 3521	52.5 1.36	45.1 - 59.8 1.17 - 1.55	2.45 0.063	mg/dL mmol/L
	Direct, colorimetric	1 3561	55.9 1.45	48.1 - 63.7 1.24 - 1.65	2.61 0.067	mg/dL mmol/L

# TruLab P

# LOT 29696



Cat. No. 5 9050 99 10 061 (6 x 5 mL)  
5 9050 99 10 062 (20 x 5 mL)

2023-08-31

## respons<sup>®</sup> 920



Updated sheets: [www.diasys-diagnostics.com/service-area/value-sheets/](http://www.diasys-diagnostics.com/service-area/value-sheets/)

Value sheet version: 3

Short Name / Analyte	Method	Reagent ID	Value	Range	1 SD	Unit
<b>HBUT</b> β-Hydroxybutyrate	β-HBDH / Diaphorase 37°C	1 3701	0.961	0.769 - 1.15	0.064	mmol/L
			10.0	8.00 - 12.0	0.667	mg/dL
	β-HBDH 37°C	1 3711	0.896	0.716 - 1.07	0.060	mmol/L
			9.32	7.46 - 11.2	0.622	mg/dL
<b>IgA</b> Immunoglobulin A	Immunoturbidimetric	1 7202	228	173 - 282	18.2	mg/dL
			2.28	1.73 - 2.82	0.182	g/L
<b>IgE</b> Immunoglobulin E	Immunoturbidimetric	1 7239	100	80.3 - 120	6.69	IU/mL
			241	193 - 289	16.1	ng/mL
<b>IgG</b> Immunoglobulin G	Immunoturbidimetric	1 7212	1138	910 - 1365	75.8	mg/dL
			11.4	9.10 - 13.7	0.758	g/L
<b>IgM</b> Immunoglobulin M	Immunoturbidimetric	1 7222	100	72.3 - 129	9.37	mg/dL
			1.00	0.723 - 1.29	0.094	g/L
<b>FE</b> Iron	Ferene	1 1911	252	217 - 288	11.8	µg/dL
			45.2	38.9 - 51.5	2.11	µmol/L
<b>LACT</b> Lactate	LDH UV	1 4001	31.8	25.1 - 38.5	2.23	mg/dL
			3.53	2.79 - 4.27	0.247	mmol/L
<b>LDH</b> Lactate dehydrogenase	IFCC, DGKC 1994 37°C	1 4211	306	251 - 362	18.4	U/L
			5.11	4.19 - 6.03	0.306	µkat/L
<b>LDLC</b> LDL-Cholesterol	Homogenous Select, TruCal Lipid	1 4121	110	94.3 - 125	5.12	mg/dL
			2.84	2.44 - 3.23	0.132	mmol/L
			1 4131	110	94.4 - 125	5.12
	Direct, colorimetric		2.84	2.44 - 3.24	0.133	mmol/L
<b>LPS</b> Lipase	Colorimetric	1 4321	100	80.0 - 120	6.67	U/L
			1.67	1.33 - 2.00	0.111	µkat/L
<b>LI</b> Lithium	Direct ISE	960406	2.11	1.81 - 2.40	0.098	mmol/L
			1.46	1.26 - 1.67	0.068	mg/dL
<b>MG</b> Magnesium	Xylidyl blue	1 4610	2.01	1.69 - 2.33	0.107	mmol/L
			4.89	4.11 - 5.67	0.261	mg/dL
<b>PO3</b> Phosphorus	Molybdate UV	1 5211	7.25	5.94 - 8.55	0.435	mg/dL
			2.34	1.92 - 2.76	0.140	mmol/L
<b>K</b> Potassium	Enzymatic	1 5221	7.83	7.13 - 8.54	0.235	mmol/L
			30.6	27.9 - 33.4	0.919	mg/dL
			Direct ISE	960403	7.18	6.53 - 7.82
			28.1	25.5 - 30.6	0.842	mg/dL
<b>Na</b> Sodium	Enzymatic	1 4808	151	142 - 160	3.01	mmol/L
			346	325 - 367	6.92	mg/dL
			Direct ISE	960402	156	147 - 166
			360	338 - 381	7.19	mg/dL
<b>TP</b> Total Protein	Biuret, with sample blank	1 2311	7.47	6.65 - 8.29	0.274	g/dL
			74.7	66.5 - 82.9	2.74	g/L
<b>TRF</b> Transferrin	Immunoturbidimetric	1 7252	284	227 - 340	18.9	mg/dL
			2.84	2.27 - 3.40	0.189	g/L
<b>TRIG</b> Triglycerides	GPO-PAP	1 5710	178	146 - 210	10.7	mg/dL
			2.01	1.65 - 2.37	0.121	mmol/L
<b>UREA</b> Urea	Urease UV	1 3101	157	122 - 191	11.5	mg/dL
			26.1	20.4 - 31.9	1.92	mmol/L
<b>UA</b> Uric Acid	TOOS	1 3001	8.08	6.95 - 9.21	0.377	mg/dL
			481	413 - 548	22.4	µmol/L



DiaSys Diagnostic Systems GmbH  
Alte Strasse 9 65558 Holzheim Germany  
[www.diasys-diagnostics.com](http://www.diasys-diagnostics.com)



# TruLab P

# LOT 29696



Cat. No. 5 9050 99 10 061 (6 x 5 mL)  
5 9050 99 10 062 (20 x 5 mL)

2023-08-31

## respons<sup>®</sup>940



Updated sheets: [www.diasys-diagnostics.com/service-area/value-sheets/](http://www.diasys-diagnostics.com/service-area/value-sheets/)

Value sheet version: 3

Short Name / Analyte	Method	Reagent ID	Value	Range	1 SD	Unit
<b>ALB</b> Albumin	Bromcresol green	1 0220	4.55 45.5	3.50 - 5.60 35.0 - 56.0	0.349 3.49	g/dL g/L
<b>AP</b> Alkaline phosphatase	IFCC 37°C	1 0441	198 3.30	149 - 248 2.48 - 4.13	16.5 0.275	U/L µkat/L
<b>ALT/GPT</b> Alanine aminotransferase	IFCC, with pyridoxal phosphate 37°C	1 2701 +	113	87.0 - 139	8.67	U/L
	without pyridoxal phosphate 37°C	2 5010 1 2701	1.88 116	1.45 - 2.32 89.5 - 143	0.144 8.91	µkat/L U/L
			1.94	1.49 - 2.38	0.148	µkat/L
<b>AST/GOT</b> Aspartate aminotransferase	IFCC, with pyridoxal phosphate 37°C	1 2601 +	156	120 - 191	11.9	U/L
	without pyridoxal phosphate 37°C	2 5010 1 2601	2.59 165	2.00 - 3.19 127 - 203	0.199 12.7	µkat/L U/L
			2.75	2.12 - 3.38	0.211	µkat/L
<b>AMY</b> Amylase	EPS G-7	1 0501	216 3.60	173 - 259 2.88 - 4.32	14.4 0.240	U/L µkat/L
<b>PAMY</b> Pancreatic amylase	EPS G-7	1 0551	110 1.84	88.2 - 132 1.47 - 2.20	7.35 0.122	U/L µkat/L
<b>APOA1</b> Apolipoprotein A1	Immunoturbidimetric	1 7102	173 1.73	138 - 207 1.38 - 2.07	11.5 0.115	mg/dL g/L
<b>APOB</b> Apolipoprotein B	Immunoturbidimetric	1 7112	93.2 0.932	74.5 - 112 0.745 - 1.12	6.21 0.062	mg/dL g/L
<b>DBIL</b> Direct Bilirubin	DCA	1 0821	1.71 29.2	1.26 - 2.15 21.6 - 36.7	0.148 2.53	mg/dL µmol/L
<b>TBIL</b> Total Bilirubin	DCA	1 0811	4.63 79.1	3.42 - 5.83 58.5 - 99.7	0.401 6.86	mg/dL µmol/L
<b>CA</b> Calcium	Phosphonazo	1 1181	3.28 13.1	2.92 - 3.64 11.7 - 14.6	0.120 0.482	mmol/L mg/dL
<b>CL</b> Chloride	Colorimetric	1 1221	127 451	116 - 139 410 - 491	3.81 13.5	mmol/L mg/dL
	Direct ISE	960405	126 448	115 - 138 407 - 488	3.79 13.4	mmol/L mg/dL
<b>CHOL</b> Cholesterol	CHOD-PAP	1 1300	188 4.85	161 - 214 4.17 - 5.53	8.76 0.226	mg/dL mmol/L
<b>CHE</b> Cholinesterase	Butyrylthiocholin	1 1401	8025 134	6581 - 9470 110 - 158	482 8.03	U/L µkat/L
<b>CK</b> Creatine kinase	DGKC, IFCC 37°C	1 1601	240 4.01	192 - 288 3.21 - 4.81	16.0 0.267	U/L µkat/L
<b>CKMB</b> Creatine kinase	mAK, Immunological method, 37°C	1 1641	67.0 1.12	53.6 - 80.4 0.893 - 1.34	4.47 0.074	U/L µkat/L
<b>CREA</b> Creatinine	Jaffé, without compensation	1 1711	4.91 434	3.83 - 6.00 339 - 530	0.360 31.9	mg/dL µmol/L
	Jaffé, with compensation	1 1711	5.25 464	4.09 - 6.40 362 - 566	0.385 34.0	mg/dL µmol/L
	Enzymatic PAP	1 1759	5.00 442	3.90 - 6.10 345 - 539	0.367 32.4	mg/dL µmol/L
<b>GGT</b> γ-Glutamyltransferase	IFCC, DGKC 1994 37°C	1 2801	89.8 1.50	70.1 - 110 1.17 - 1.83	6.59 0.110	U/L µkat/L
<b>GLUC</b> Glucose	GOD-PAP	1 2500	254 14.1	213 - 294 11.8 - 16.3	13.5 0.751	mg/dL mmol/L
	HK/G6P-DH	1 2511	250 13.9	210 - 290 11.7 - 16.1	13.4 0.741	mg/dL mmol/L
<b>HDLC</b> HDL-Cholesterol	Immunoinhibition	1 3521	52.5 1.36	45.1 - 59.8 1.17 - 1.55	2.45 0.063	mg/dL mmol/L
	Direct, colorimetric	1 3561	55.9 1.45	48.1 - 63.7 1.24 - 1.65	2.61 0.067	mg/dL mmol/L

# TruLab P

# LOT 29696



Cat. No. 5 9050 99 10 061 (6 x 5 mL)  
5 9050 99 10 062 (20 x 5 mL)

2023-08-31

## respons<sup>®</sup>940



Updated sheets: [www.diasys-diagnostics.com/service-area/value-sheets/](http://www.diasys-diagnostics.com/service-area/value-sheets/)

Value sheet version: 3

Short Name / Analyte	Method	Reagent ID	Value	Range	1 SD	Unit
<b>HBUT</b> β-Hydroxybutyrate	β-HBDH / Diaphorase 37°C	1 3701	0.961 10.0	0.769 - 1.15 8.00 - 12.0	0.064 0.667	mmol/L mg/dL
	β-HBDH 37°C	1 3711	0.896 9.32	0.716 - 1.07 7.46 - 11.2	0.060 0.622	mmol/L mg/dL
<b>IgA</b> Immunoglobulin A	Immunoturbidimetric	1 7202	228	173 - 282	18.2	mg/dL
			2.28	1.73 - 2.82	0.182	g/L
<b>IgE</b> Immunoglobulin E	Immunoturbidimetric	1 7239	100	80.3 - 120	6.69	IU/mL
			241	193 - 289	16.1	ng/mL
<b>IgG</b> Immunoglobulin G	Immunoturbidimetric	1 7212	1138	910 - 1365	75.8	mg/dL
			11.4	9.10 - 13.7	0.758	g/L
<b>IgM</b> Immunoglobulin M	Immunoturbidimetric	1 7222	100	72.3 - 129	9.37	mg/dL
			1.00	0.723 - 1.29	0.094	g/L
<b>FE</b> Iron	Ferene	1 1911	252	217 - 288	11.8	µg/dL
			45.2	38.9 - 51.5	2.11	µmol/L
<b>LACT</b> Lactate	LDH UV	1 4001	31.8	25.1 - 38.5	2.23	mg/dL
			3.53	2.79 - 4.27	0.247	mmol/L
<b>LDH</b> Lactate dehydrogenase	IFCC, DGKC 1994 37°C	1 4211	306	251 - 362	18.4	U/L
			5.11	4.19 - 6.03	0.306	µkat/L
<b>LDLC</b> LDL-Cholesterol	Homogenous Select, TruCal Lipid	1 4121	110	94.3 - 125	5.12	mg/dL
			2.84	2.44 - 3.23	0.132	mmol/L
			1 4131	110	94.4 - 125	5.12
	Direct, colorimetric		2.84	2.44 - 3.24	0.133	mmol/L
<b>LPS</b> Lipase	Colorimetric	1 4321	100	80.0 - 120	6.67	U/L
			1.67	1.33 - 2.00	0.111	µkat/L
<b>LI</b> Lithium	Direct ISE	960406	2.11	1.81 - 2.40	0.098	mmol/L
			1.46	1.26 - 1.67	0.068	mg/dL
<b>MG</b> Magnesium	Xylidyl blue	1 4610	2.01	1.69 - 2.33	0.107	mmol/L
			4.89	4.11 - 5.67	0.261	mg/dL
<b>PO3</b> Phosphorus	Molybdate UV	1 5211	7.25	5.94 - 8.55	0.435	mg/dL
			2.34	1.92 - 2.76	0.140	mmol/L
<b>K</b> Potassium	Enzymatic	1 5221	7.83	7.13 - 8.54	0.235	mmol/L
			30.6	27.9 - 33.4	0.919	mg/dL
			Direct ISE	960403	7.18	6.53 - 7.82
			28.1	25.5 - 30.6	0.842	mg/dL
<b>Na</b> Sodium	Enzymatic	1 4808	151	142 - 160	3.01	mmol/L
			346	325 - 367	6.92	mg/dL
			Direct ISE	960402	156	147 - 166
			360	338 - 381	7.19	mg/dL
<b>TP</b> Total Protein	Biuret, with sample blank	1 2311	7.47	6.65 - 8.29	0.274	g/dL
			74.7	66.5 - 82.9	2.74	g/L
<b>TRF</b> Transferrin	Immunoturbidimetric	1 7252	284	227 - 340	18.9	mg/dL
			2.84	2.27 - 3.40	0.189	g/L
<b>TRIG</b> Triglycerides	GPO-PAP	1 5710	178	146 - 210	10.7	mg/dL
			2.01	1.65 - 2.37	0.121	mmol/L
<b>UREA</b> Urea	Urease UV	1 3101	157	122 - 191	11.5	mg/dL
			26.1	20.4 - 31.9	1.92	mmol/L
<b>UA</b> Uric Acid	TOOS	1 3001	8.08	6.95 - 9.21	0.377	mg/dL
			481	413 - 548	22.4	µmol/L



DiaSys Diagnostic Systems GmbH  
Alte Strasse 9 65558 Holzheim Germany  
[www.diasys-diagnostics.com](http://www.diasys-diagnostics.com)

# TruLab P

# LOT 29696



Cat. No. 5 9050 99 10 061 (6 x 5 mL)  
5 9050 99 10 062 (20 x 5 mL)

2023-08-31

## BioMajesty®




Updated sheets: [www.diasys-diagnostics.com/service-area/value-sheets/](http://www.diasys-diagnostics.com/service-area/value-sheets/)

Value sheet version: 3

Short Name / Analyte	Method	Reagent ID	Value	Range	1 SD	Unit
<b>ALB</b> Albumin	Bromcresol green	1 0220	4.55 45.5	3.50 - 5.60 35.0 - 56.0	0.349 3.49	g/dL g/L
<b>AP</b> Alkaline phosphatase	IFCC 37°C	1 0441	198 3.30	149 - 248 2.48 - 4.13	16.5 0.275	U/L µkat/L
<b>ALT/GPT</b> Alanine aminotransferase	IFCC, with pyridoxal phosphate 37°C	1 2701 +	113	87.0 - 139	8.67	U/L
	without pyridoxal phosphate 37°C	2 5010 1 2701	1.88 116 1.94	1.45 - 2.32 89.5 - 143 1.49 - 2.38	0.144 8.91 0.148	µkat/L U/L µkat/L
<b>AST/GOT</b> Aspartate aminotransferase	IFCC, with pyridoxal phosphate 37°C	1 2601 +	156	120 - 191	11.9	U/L
	without pyridoxal phosphate 37°C	2 5010 1 2601	2.59 165 2.75	2.00 - 3.19 127 - 203 2.12 - 3.38	0.199 12.7 0.211	µkat/L U/L µkat/L
<b>AMY</b> Amylase	EPS G-7	1 0501	216 3.60	173 - 259 2.88 - 4.32	14.4 0.240	U/L µkat/L
<b>PAMY</b> Pancreatic amylase	EPS G-7	1 0551	110 1.84	88.2 - 132 1.47 - 2.20	7.35 0.122	U/L µkat/L
<b>APOA1</b> Apolipoprotein A1	Immunoturbidimetric	1 7102	173 1.73	138 - 207 1.38 - 2.07	11.5 0.115	mg/dL g/L
<b>APOB</b> Apolipoprotein B	Immunoturbidimetric	1 7112	93.2 0.932	74.5 - 112 0.745 - 1.12	6.21 0.062	mg/dL g/L
<b>DBIL</b> Direct Bilirubin	DCA	1 0821	1.71 29.2	1.26 - 2.15 21.6 - 36.7	0.148 2.53	mg/dL µmol/L
<b>TBIL</b> Total Bilirubin	DCA	1 0811	4.63 79.1	3.42 - 5.83 58.5 - 99.7	0.401 6.86	mg/dL µmol/L
<b>CA</b> Calcium	Phosphonazo	1 1181	3.28 13.1	2.92 - 3.64 11.7 - 14.6	0.120 0.482	mmol/L mg/dL
<b>CL</b> Chloride	Indirect ISE	980132	122 432	111 - 133 393 - 471	3.66 13.0	mmol/L mg/dL
<b>CHOL</b> Cholesterol	CHOD-PAP	1 1300	188 4.85	161 - 214 4.17 - 5.53	8.76 0.226	mg/dL mmol/L
<b>CHE</b> Cholinesterase	Butyrylthiocholin	1 1401	8025 134	6581 - 9470 110 - 158	482 8.03	U/L µkat/L
<b>CK</b> Creatine kinase	DGKC, IFCC 37°C	1 1601	240 4.01	192 - 288 3.21 - 4.81	16.0 0.267	U/L µkat/L
<b>CKMB</b> Creatine kinase	mAK, Immunological method, 37°C	1 1641	67.0 1.12	53.6 - 80.4 0.893 - 1.34	4.47 0.074	U/L µkat/L
<b>CREA</b> Creatinine	Jaffé, without compensation	1 1711	4.91 434	3.83 - 6.00 339 - 530	0.360 31.9	mg/dL µmol/L
	Jaffé, with compensation	1 1711	5.25 464	4.09 - 6.40 362 - 566	0.385 34.0	mg/dL µmol/L
	Enzymatic PAP	1 1759	5.00 442	3.90 - 6.10 345 - 539	0.367 32.4	mg/dL µmol/L
<b>GGT</b> γ-Glutamyltransferase	IFCC, DGKC 1994 37°C	1 2801	89.8 1.50	70.1 - 110 1.17 - 1.83	6.59 0.110	U/L µkat/L
<b>GLUC</b> Glucose	HK/G6P-DH	1 2511	250 13.9	210 - 290 11.7 - 16.1	13.4 0.741	mg/dL mmol/L
<b>HDLC</b> HDL-Cholesterol	Immunoinhibition	1 3521	52.5 1.36	45.1 - 59.8 1.17 - 1.55	2.45 0.063	mg/dL mmol/L
	Direct, colorimetric	1 3561	55.9 1.45	48.1 - 63.7 1.24 - 1.65	2.61 0.067	mg/dL mmol/L

Cat. No. 5 9050 99 10 061 (6 x 5 mL)  
5 9050 99 10 062 (20 x 5 mL)

 2023-08-31

**BioMajesty®**



Updated sheets: [www.diasys-diagnostics.com/service-area/value-sheets/](http://www.diasys-diagnostics.com/service-area/value-sheets/)

Value sheet version: 3

Short Name / Analyte	Method	Reagent ID	Value	Range	1 SD	Unit
<b>HBUT</b> β-Hydroxybutyrate	β-HBDH / Diaphorase 37°C	1 3701	0.961 10.0	0.769 - 1.15 8.00 - 12.0	0.064 0.667	mmol/L mg/dL
	β-HBDH 37°C	1 3711	0.896 9.32	0.716 - 1.07 7.46 - 11.2	0.060 0.622	mmol/L mg/dL
<b>IgA</b> Immunoglobulin A	Immunoturbidimetric	1 7202	228	173 - 282	18.2	mg/dL
			2.28	1.73 - 2.82	0.182	g/L
<b>IgE</b> Immunoglobulin E	Immunoturbidimetric	1 7239	100	80.3 - 120	6.69	IU/mL
			241	193 - 289	16.1	ng/mL
<b>IgG</b> Immunoglobulin G	Immunoturbidimetric	1 7212	1138	910 - 1365	75.8	mg/dL
			11.4	9.10 - 13.7	0.758	g/L
<b>IgM</b> Immunoglobulin M	Immunoturbidimetric	1 7222	100	72.3 - 129	9.37	mg/dL
			1.00	0.723 - 1.29	0.094	g/L
<b>FE</b> Iron	Ferene	1 1911	231 41.3	198 - 263 35.5 - 47.1	10.8 1.93	μg/dL μmol/L
<b>LACT</b> Lactate	LDH UV	1 4001	31.8	25.1 - 38.5	2.23	mg/dL
			3.53	2.79 - 4.27	0.247	mmol/L
<b>LDH</b> Lactate dehydrogenase	IFCC, DGKC 1994 37°C	1 4211	306	251 - 362	18.4	U/L
			5.11	4.19 - 6.03	0.306	μkat/L
<b>LDLC</b> LDL-Cholesterol	Homogenous Select, TruCal Lipid	1 4121	110	94.2 - 125	5.11	mg/dL
			2.83	2.44 - 3.23	0.132	mmol/L
			1 4131	110	94.4 - 125	5.12
	Direct, colorimetric		2.84	2.44 - 3.24	0.133	mmol/L
<b>LPS</b> Lipase	Colorimetric	1 4321	100	80.0 - 120	6.67	U/L
			1.67	1.33 - 2.00	0.111	μkat/L
<b>MG</b> Magnesium	Xylidyl blue	1 4610	2.01	1.69 - 2.33	0.107	mmol/L
			4.89	4.11 - 5.67	0.261	mg/dL
<b>PL</b> Phospholipids	Enzymatic	1 5741	231	185 - 277	15.4	mg/dL
			2.98	2.38 - 3.58	0.199	mmol/L
<b>PO3</b> Phosphorus	Molybdate UV	1 5211	7.25	5.94 - 8.55	0.435	mg/dL
			2.34	1.92 - 2.76	0.140	mmol/L
<b>K</b> Potassium	Indirect ISE	980131	6.97	6.34 - 7.60	0.209	mmol/L
			27.3	24.8 - 29.7	0.818	mg/dL
<b>Na</b> Sodium	Indirect ISE	980130	147	138 - 155	2.93	mmol/L
			337	317 - 357	6.74	mg/dL
<b>TP</b> Total Protein	Biuret, with sample blank	1 2311	7.47	6.65 - 8.29	0.274	g/dL
			74.7	66.5 - 82.9	2.74	g/L
<b>TRF</b> Transferrin	Immunoturbidimetric	1 7252	284	227 - 340	18.9	mg/dL
			2.84	2.27 - 3.40	0.189	g/L
<b>TRIG</b> Triglycerides	GPO-PAP	1 5710	178	146 - 210	10.7	mg/dL
			2.01	1.65 - 2.37	0.121	mmol/L
<b>UREA</b> Urea	Urease UV	1 3101	157	122 - 191	11.5	mg/dL
			26.1	20.4 - 31.9	1.92	mmol/L
<b>UA</b> Uric Acid	TOOS	1 3001	8.08	6.95 - 9.21	0.377	mg/dL
			481	413 - 548	22.4	μmol/L



DiaSys Diagnostic Systems GmbH  
Alte Strasse 9 65558 Holzheim Germany  
[www.diasys-diagnostics.com](http://www.diasys-diagnostics.com)