

TruLab N

LOT 31891



Cat. No. 5 9000 99 10 061 (6 x 5 mL)
5 9000 99 10 062 (20 x 5 mL)



2023-07-31



Updated sheets: www.diasys-diagnostics.com/service-area/value-sheets/

Value sheet version: 1

Short Name / Analyte	Method	Reagent ID	Value	Range	Unit
ALB Albumin	Bromcresol green	1 0220	3.58 35.8	2.76 - 4.41 27.6 - 44.1	g/dL g/L
AP Alkaline phosphatase	IFCC 37°C	1 0441	77.9 1.30	58.4 - 97.4 0.974 - 1.62	U/L µkat/L
	DGKC 1970 37°C	1 0401	118 1.97	88.5 - 148 1.48 - 2.46	U/L µkat/L
ALT/GPT Alanine aminotransferase	IFCC, with pyridoxal phosphate 37°C	1 2701 +	51.2 0.853	39.4 - 62.9 0.657 - 1.05	U/L µkat/L
	without pyridoxal phosphate 37°C	1 2701	50.6 0.843	39.0 - 62.2 0.649 - 1.04	U/L µkat/L
AST/GOT Aspartate aminotransferase	IFCC, with pyridoxal phosphate 37°C	1 2601 +	38.9 0.648	29.9 - 47.8 0.499 - 0.797	U/L µkat/L
	without pyridoxal phosphate 37°C	1 2601	38.9 0.648	30.0 - 47.8 0.499 - 0.797	U/L µkat/L
AMY Amylase	EPS G-7	1 0501	66.5 1.11	53.2 - 79.8 0.887 - 1.33	U/L µkat/L
PAMY Pancreatic amylase	EPS G-7	1 0551	27.2 0.453	21.7 - 32.6 0.362 - 0.543	U/L µkat/L
APOA1 Apolipoprotein A1	Immunoturbidimetric	1 7102	127 1.27	102 - 153 1.02 - 1.53	mg/dL g/L
APOB Apolipoprotein B	Immunoturbidimetric	1 7112	72.2 0.722	57.7 - 86.6 0.577 - 0.866	mg/dL g/L
BILE Total Bile Acids	Enzymatic cycling method	1 2238	11.0	8.84 - 13.3	µmol/L
DBIL Direct Bilirubin	DCA	1 0821	0.713 12.2	0.528 - 0.899 9.02 - 15.4	mg/dL µmol/L
	Jendrassik-Grof	1 0849	0.819 14.0	0.606 - 1.03 10.4 - 17.6	mg/dL µmol/L
TBIL Total Bilirubin	DCA	1 0811	1.48 25.3	1.10 - 1.87 18.8 - 31.9	mg/dL µmol/L
	Jendrassik-Grof	1 0849	1.72 29.4	1.27 - 2.17 21.8 - 37.1	mg/dL µmol/L
CA Calcium	Arsenazo	1 1130	1.98 7.92	1.76 - 2.19 7.05 - 8.79	mmol/L mg/dL
	Phosphonazo	1 1181	2.12 8.49	1.88 - 2.35 7.55 - 9.42	mmol/L mg/dL
CL Chloride	Colorimetric	1 1221	103 366	93.9 - 112 333 - 399	mmol/L mg/dL
CHOL Cholesterol	CHOD-PAP	1 1300 + 1 1350	143 3.69	123 - 163 3.18 - 4.21	mg/dL mmol/L
CHE Cholinesterase	Butyrylthiocholin	1 1401	5914 98.6	4850 - 6979 80.8 - 116	U/L µkat/L
CK Creatine kinase	DGKC, IFCC 37°C	1 1601	155 2.59	124 - 186 2.07 - 3.10	U/L µkat/L

TruLab N

LOT 31891



Cat. No. 5 9000 99 10 061 (6 x 5 mL)
5 9000 99 10 062 (20 x 5 mL)



2023-07-31



Updated sheets: www.diasys-diagnostics.com/service-area/value-sheets/

Value sheet version: 1

Short Name / Analyte	Method	Reagent ID	Value	Range	Unit
CKMB Creatine kinase	mAK, Immunological method, 37°C	1 1641	31.1	24.8 - 37.3	U/L
			0.518	0.414 - 0.621	µkat/L
CREA Creatinine	Jaffé, without compensation	1 1711	1.52	1.19 - 1.86	mg/dL
			134	105 - 164	µmol/L
	Jaffé, with compensation	1 1711	1.41	1.10 - 1.73	mg/dL
			125	97.5 - 152	µmol/L
Enzymatic PAP	1 1759	1.40	1.09 - 1.71	mg/dL	
		124	96.4 - 151	µmol/L	
GGT γ-Glutamyltransferase	IFCC, DGKC 1994 37°C	1 2801	28.6	22.3 - 34.9	U/L
			0.476	0.371 - 0.581	µkat/L
	Szasz 37°C	1 2801	25.3	19.7 - 30.8	U/L
			0.421	0.329 - 0.514	µkat/L
GLDH Glutamat dehydrogenase	DGKC 1970 37°C	1 2411	15.8	12.6 - 19.0	U/L
			0.263	0.211 - 0.316	µkat/L
GLUC Glucose	GOD-PAP	1 2500 +	82.2	69.0 - 95.3	mg/dL
			1 2550	4.56	3.83 - 5.29
	HK/G6P-DH	1 2511	79.7	66.9 - 92.4	mg/dL
			4.42	3.71 - 5.13	mmol/L
Gluc-DH	1 2531	80.5	67.6 - 93.4	mg/dL	
		4.47	3.75 - 5.18	mmol/L	
HBDH α-Hydroxybutyrate dehydro.	DGKC 37°C	1 3201	117	93.7 - 141	U/L
			1.95	1.56 - 2.34	µkat/L
HDLC HDL-Cholesterol	Immunoinhibition	1 3521	41.8	36.0 - 47.7	mg/dL
			1.08	0.931 - 1.23	mmol/L
	Direct, colorimetric	1 3561	43.7	37.6 - 49.8	mg/dL
			1.13	0.971 - 1.29	mmol/L
HBUT β-Hydroxybutyrate	β-HBDH / Diaphorase 37°C	1 3701	0.306	0.245 - 0.368	mmol/L
			3.19	2.55 - 3.83	mg/dL
	β-HBDH 37°C	1 3711	0.322	0.257 - 0.386	mmol/L
			3.35	2.68 - 4.02	mg/dL
IgA Immunoglobulin A	Immunoturbidimetric	1 7202	169	129 - 210	mg/dL
			1.69	1.29 - 2.10	g/L
IgE Immunoglobulin E	Immunoturbidimetric	1 7239	95.3	76.2 - 114	IU/mL
			229	183 - 274	ng/mL
IgG Immunoglobulin G	Immunoturbidimetric	1 7212	825	660 - 990	mg/dL
			8.25	6.60 - 9.90	g/L
IgM Immunoglobulin M	Immunoturbidimetric	1 7222	79.6	57.3 - 102	mg/dL
			0.796	0.573 - 1.02	g/L
FE Iron	Ferene	1 1911	79.0	67.9 - 90.0	µg/dL
			14.1	12.2 - 16.1	µmol/L
LACT Lactate	LDH UV	1 4001	10.7	8.43 - 12.9	mg/dL
			1.18	0.936 - 1.43	mmol/L
LDH Lactate dehydrogenase	IFCC, DGKC 1994 37°C	1 4211	136	112 - 161	U/L
			2.27	1.86 - 2.68	µkat/L
	DGKC opt. 1970 37°C	1 4201	228	187 - 269	U/L
			3.79	3.11 - 4.48	µkat/L
	IFCC, modified	1 4251	139	114 - 164	U/L
			2.32	1.90 - 2.74	µkat/L

TruLab N

LOT 31891

Cat. No. 5 9000 99 10 061 (6 x 5 mL)
5 9000 99 10 062 (20 x 5 mL)



2023-07-31



Updated sheets: www.diasys-diagnostics.com/service-area/value-sheets/

Value sheet version: 1


Short Name / Analyte	Method	Reagent ID	Value	Range	Unit
LDLC LDL-Cholesterol	Homogenous Select, TruCal Lipid	1 4121	79.4	68.2 - 90.5	mg/dL
			2.05	1.76 - 2.34	mmol/L
	Direct, colorimetric	1 4131	77.7	66.8 - 88.6	mg/dL
			2.01	1.73 - 2.29	mmol/L
LPS Lipase	Colorimetric	1 4321	52.5	42.0 - 63.0	U/L
			0.875	0.700 - 1.05	µkat/L
MG Magnesium	Xylidyl blue	1 4610	0.824	0.692 - 0.955	mmol/L
			2.00	1.68 - 2.32	mg/dL
PL Phospholipids	Enzymatic	1 5741	166	133 - 199	mg/dL
			2.14	1.71 - 2.57	mmol/L
PO3 Phosphorus	Molybdate UV, substrate start	1 5211	2.96	2.43 - 3.50	mg/dL
			0.957	0.784 - 1.13	mmol/L
			0.954	0.782 - 1.13	mmol/L
K Potassium	Enzymatic	1 5221	4.06	3.70 - 4.43	mmol/L
			15.9	14.4 - 17.3	mg/dL
Na Sodium	Enzymatic	1 4808	131	123 - 139	mmol/L
			302	284 - 320	mg/dL
TP Total Protein	Biuret, without sample blank	1 2311	6.21	5.52 - 6.89	g/dL
			62.1	55.2 - 68.9	g/L
			55.1	49.1 - 61.2	g/L
TRF Transferrin	Immunoturbidimetric	1 7252	213	171 - 256	mg/dL
			2.13	1.71 - 2.56	g/L
TRIG Triglycerides	GPO-PAP	1 5760	86.0	70.5 - 101	mg/dL
			0.968	0.794 - 1.14	mmol/L
UIBC Unsat. Iron Binding Cap.	Ferene	1 1921	257	206 - 309	µg/dL
			46.1	36.9 - 55.3	µmol/L
UREA Urea	Urease UV	1 3101	36.6	28.5 - 44.6	mg/dL
			6.09	4.75 - 7.43	mmol/L
			5.33	4.16 - 6.50	mmol/L
UA Uric Acid	TBHBA	1 3021	5.11	4.39 - 5.82	mg/dL
			304	261 - 346	µmol/L
	TOOS	1 3001	4.98	4.28 - 5.68	mg/dL
			296	255 - 338	µmol/L



DiaSys Diagnostic Systems GmbH
Alte Strasse 9 65558 Holzheim Germany
www.diasys-diagnostics.com

TruLab N

LOT 31891



Cat. No. 5 9000 99 10 061 (6 x 5 mL)
5 9000 99 10 062 (20 x 5 mL)



2023-07-31

Sensostar **Sensostar**
GLHsix GL30 touch



Updated sheets: www.diasys-diagnostics.com/service-area/value-sheets/

Value sheet version: 1

Short Name / Analyte	Method	Reagent ID	Value	Range	Unit
GLUC	Amperometric	Biosensor	82.1	69.0 - 95.3	mg/dL
Glucose			4.56	3.83 - 5.29	mmol/L
LACT	Amperometric	Biosensor	12.4	9.83 - 15.1	mg/dL
Lactate			1.38	1.09 - 1.67	mmol/L



DiaSys Diagnostic Systems GmbH
Alte Strasse 9 65558 Holzheim Germany
www.diasys-diagnostics.com

TruLab N

LOT 31891



Cat. No. 5 9000 99 10 061 (6 x 5 mL)
5 9000 99 10 062 (20 x 5 mL)

 2023-07-31

respons[®]910



Updated sheets: www.diasys-diagnostics.com/service-area/value-sheets/

Value sheet version: 1


Short Name / Analyte	Method	Reagent ID	Value	Range	Unit
ALB Albumin	Bromcresol green	1 0220	3.58 35.8	2.76 - 4.41 27.6 - 44.1	g/dL g/L
AP Alkaline phosphatase	IFCC 37°C	1 0441	77.9 1.30	58.4 - 97.4 0.974 - 1.62	U/L µkat/L
ALT/GPT Alanine aminotransferase	IFCC, with pyridoxal phosphate 37°C	1 2701 +	51.2	39.4 - 62.9	U/L
	without pyridoxal phosphate 37°C	2 5010 1 2701	0.853 50.6	0.657 - 1.05 39.0 - 62.2	µkat/L U/L
			0.843	0.649 - 1.04	µkat/L
AST/GOT Aspartate aminotransferase	IFCC, with pyridoxal phosphate 37°C	1 2601 +	38.9	29.9 - 47.8	U/L
	without pyridoxal phosphate 37°C	2 5010 1 2601	0.648 38.9	0.499 - 0.797 30.0 - 47.8	µkat/L U/L
			0.648	0.499 - 0.797	µkat/L
AMY Amylase	EPS G-7	1 0501	66.5 1.11	53.2 - 79.8 0.887 - 1.33	U/L µkat/L
PAMY Pancreatic amylase	EPS G-7	1 0551	27.2 0.453	21.7 - 32.6 0.362 - 0.543	U/L µkat/L
APOA1 Apolipoprotein A1	Immunoturbidimetric	1 7102	127 1.27	102 - 153 1.02 - 1.53	mg/dL g/L
APOB Apolipoprotein B	Immunoturbidimetric	1 7112	72.2 0.722	57.7 - 86.6 0.577 - 0.866	mg/dL g/L
BILE Total Bile Acids	Enzymatic cycling method	1 2238	11.0	8.84 - 13.3	µmol/L
DBIL Direct Bilirubin	DCA	1 0821	0.713 12.2	0.528 - 0.899 9.02 - 15.4	mg/dL µmol/L
TBIL Total Bilirubin	DCA	1 0811	1.48 25.3	1.10 - 1.87 18.8 - 31.9	mg/dL µmol/L
CA Calcium	Phosphonazo	1 1181	2.12 8.49	1.88 - 2.35 7.55 - 9.42	mmol/L mg/dL
CL Chloride	Colorimetric	1 1221	103 366	93.9 - 112 333 - 399	mmol/L mg/dL
CHOL Cholesterol	CHOD-PAP	1 1300	143 3.69	123 - 163 3.18 - 4.21	mg/dL mmol/L
CHE Cholinesterase	Butyrylthiocholin	1 1401	5914 98.6	4850 - 6979 80.8 - 116	U/L µkat/L
CK Creatine kinase	DGKC, IFCC 37°C	1 1601	155 2.59	124 - 186 2.07 - 3.10	U/L µkat/L
CKMB Creatine kinase	mAK, Immunological method, 37°C	1 1641	31.1 0.518	24.8 - 37.3 0.414 - 0.621	U/L µkat/L
CREA Creatinine	Jaffé, without compensation	1 1711	1.52 134	1.19 - 1.86 105 - 164	mg/dL µmol/L
	Jaffé, with compensation	1 1711	1.41 125	1.10 - 1.73 97.5 - 152	mg/dL µmol/L
	Enzymatic PAP	1 1759	1.40 124	1.09 - 1.71 96.4 - 151	mg/dL µmol/L
GGT γ-Glutamyltransferase	IFCC, DGKC 1994 37°C	1 2801	28.6 0.476	22.3 - 34.9 0.371 - 0.581	U/L µkat/L
GLUC Glucose	GOD-PAP	1 2500	82.2 4.56	69.0 - 95.3 3.83 - 5.29	mg/dL mmol/L
	HK/G6P-DH	1 2511	79.7 4.42	66.9 - 92.4 3.71 - 5.13	mg/dL mmol/L
HDLC HDL-Cholesterol	Immunoinhibition	1 3521	41.8 1.08	36.0 - 47.7 0.931 - 1.23	mg/dL mmol/L
	Direct, colorimetric	1 3561	43.7 1.13	37.6 - 49.8 0.971 - 1.29	mg/dL mmol/L

TruLab N

LOT 31891



Cat. No. 5 9000 99 10 061 (6 x 5 mL)
5 9000 99 10 062 (20 x 5 mL)

 2023-07-31

respons⁹¹⁰



Updated sheets: www.diasys-diagnostics.com/service-area/value-sheets/


Value sheet version: 1

Short Name / Analyte	Method	Reagent ID	Value	Range	Unit	
HBUT β-Hydroxybutyrate	β-HBDH / Diaphorase 37°C	1 3701	0.306 3.19	0.245 - 0.368 2.55 - 3.83	mmol/L mg/dL	
	β-HBDH 37°C	1 3711	0.322 3.35	0.257 - 0.386 2.68 - 4.02	mmol/L mg/dL	
IgA Immunoglobulin A	Immunoturbidimetric	1 7202	169	129 - 210	mg/dL	
			1.69	1.29 - 2.10	g/L	
IgE Immunoglobulin E	Immunoturbidimetric	1 7239	95.3 229	76.2 - 114 183 - 274	IU/mL ng/mL	
			IgG Immunoglobulin G	1 7212	825 8.25	660 - 990 6.60 - 9.90
IgM Immunoglobulin M	Immunoturbidimetric	1 7222	79.6 0.796		57.3 - 102 0.573 - 1.02	mg/dL g/L
			FE Iron	1 1911	79.0 14.1	67.9 - 90.0 12.2 - 16.1
LACT Lactate	LDH UV	1 4001	10.7 1.18		8.43 - 12.9 0.936 - 1.43	mg/dL mmol/L
			LDH Lactate dehydrogenase	IFCC, DGKC 1994 37°C	1 4211	136
2.27	1.86 - 2.68	µkat/L				
1 4251	139 2.32	114 - 164 1.90 - 2.74				U/L µkat/L
	LDLC LDL-Cholesterol	Homogenous Select, TruCal Lipid	1 4121	79.4 2.05	68.2 - 90.5 1.76 - 2.34	mg/dL mmol/L
1 4131				77.7 2.01	66.8 - 88.6 1.73 - 2.29	mg/dL mmol/L
				LPS Lipase	Colorimetric	1 4321
MG Magnesium	Xylidyl blue	1 4610	0.824 2.00			
			PL Phospholipids	Enzymatic	1 5741	166 2.14
PO3 Phosphorus	Molybdate UV	1 5211				2.96 0.957
			K Potassium	Enzymatic	1 5221	4.06 15.9
Na Sodium	Enzymatic	1 4808				131 302
			TP Total Protein	Biuret, with sample blank	1 2311	5.51 55.1
TRF Transferrin	Immunoturbidimetric	1 7252				213 2.13
			TRIG Triglycerides	GPO-PAP	1 5710	86.0 0.968
UIBC Unsat.Iron Binding Cap.	Ferene	1 1921				257 46.1
			UREA Urea	Urease UV	1 3101	36.6 6.09
UA Uric Acid	TOOS	1 3001				4.98 296



DiaSys Diagnostic Systems GmbH
Alte Strasse 9 65558 Holzheim Germany
www.diasys-diagnostics.com

Cat. No. 5 9000 99 10 061 (6 x 5 mL)
5 9000 99 10 062 (20 x 5 mL)

 2023-07-31

respons[®]920



Updated sheets: www.diasys-diagnostics.com/service-area/value-sheets/


Value sheet version: 1

Short Name / Analyte	Method	Reagent ID	Value	Range	1 SD	Unit
ALB Albumin	Bromocresol green	1 0220	3.58 35.8	2.76 - 4.41 27.6 - 44.1	0.275 2.75	g/dL g/L
AP Alkaline phosphatase	IFCC 37°C	1 0441	77.9 1.30	58.4 - 97.4 0.974 - 1.62	6.49 0.108	U/L µkat/L
ALT/GPT Alanine aminotransferase	IFCC, with pyridoxal phosphate 37°C	1 2701 +	51.2	39.4 - 62.9	3.92	U/L
		2 5010	0.853	0.657 - 1.05	0.065	µkat/L
	without pyridoxal phosphate 37°C	1 2701	50.6 0.843	39.0 - 62.2 0.649 - 1.04	3.88 0.065	U/L µkat/L
AST/GOT Aspartate aminotransferase	IFCC, with pyridoxal phosphate 37°C	1 2601 +	38.9	29.9 - 47.8	2.98	U/L
		2 5010	0.648	0.499 - 0.797	0.050	µkat/L
	without pyridoxal phosphate 37°C	1 2601	38.9 0.648	30.0 - 47.8 0.499 - 0.797	2.98 0.050	U/L µkat/L
AMY Amylase	EPS G-7	1 0501	66.5 1.11	53.2 - 79.8 0.887 - 1.33	4.44 0.074	U/L µkat/L
PAMY Pancreatic amylase	EPS G-7	1 0551	27.2 0.453	21.7 - 32.6 0.362 - 0.543	1.81 0.030	U/L µkat/L
APOA1 Apolipoprotein A1	Immunoturbidimetric	1 7102	127 1.27	102 - 153 1.02 - 1.53	8.47 0.085	mg/dL g/L
APOB Apolipoprotein B	Immunoturbidimetric	1 7112	72.2 0.722	57.7 - 86.6 0.577 - 0.866	4.81 0.048	mg/dL g/L
DBIL Direct Bilirubin	DCA	1 0821	0.713 12.2	0.528 - 0.899 9.02 - 15.4	0.062 1.06	mg/dL µmol/L
TBIL Total Bilirubin	DCA	1 0811	1.48 25.3	1.10 - 1.87 18.8 - 31.9	0.128 2.20	mg/dL µmol/L
CA Calcium	Phosphonazo	1 1181	2.12 8.49	1.88 - 2.35 7.55 - 9.42	0.078 0.311	mmol/L mg/dL
CL Chloride	Colorimetric	1 1221	103 366	93.9 - 112 333 - 399	3.10 11.0	mmol/L mg/dL
	Direct ISE	960405	99.4 352	90.4 - 108 321 - 384	2.98 10.6	mmol/L mg/dL
CHOL Cholesterol	CHOD-PAP	1 1300	143 3.69	123 - 163 3.18 - 4.21	6.66 0.172	mg/dL mmol/L
CHE Cholinesterase	Butyrylthiocholin	1 1401	5914 98.6	4850 - 6979 80.8 - 116	355 5.91	U/L µkat/L
CK Creatine kinase	DGKC, IFCC 37°C	1 1601	155 2.59	124 - 186 2.07 - 3.10	10.3 0.172	U/L µkat/L
CKMB Creatine kinase	mAK, Immunological method, 37°C	1 1641	31.1 0.518	24.8 - 37.3 0.414 - 0.621	2.07 0.035	U/L µkat/L
CREA Creatinine	Jaffé, without compensation	1 1711	1.52 134	1.19 - 1.86 105 - 164	0.112 9.86	mg/dL µmol/L
	Jaffé, with compensation	1 1711	1.41 125	1.10 - 1.73 97.5 - 152	0.104 9.17	mg/dL µmol/L
	Enzymatic PAP	1 1759	1.40 124	1.09 - 1.71 96.4 - 151	0.103 9.07	mg/dL µmol/L
GGT γ-Glutamyltransferase	IFCC, DGKC 1994 37°C	1 2801	28.6 0.476	22.3 - 34.9 0.371 - 0.581	2.09 0.035	U/L µkat/L
GLUC Glucose	GOD-PAP	1 2500	82.2 4.56	69.0 - 95.3 3.83 - 5.29	4.38 0.243	mg/dL mmol/L
	HK/G6P-DH	1 2511	79.7 4.42	66.9 - 92.4 3.71 - 5.13	4.25 0.236	mg/dL mmol/L
HDLC HDL-Cholesterol	Immunoinhibition	1 3521	41.8 1.08	36.0 - 47.7 0.931 - 1.23	1.95 0.050	mg/dL mmol/L
	Direct, colorimetric	1 3561	43.7 1.13	37.6 - 49.8 0.971 - 1.29	2.04 0.053	mg/dL mmol/L

TruLab N

LOT 31891

Cat. No. 5 9000 99 10 061 (6 x 5 mL)
5 9000 99 10 062 (20 x 5 mL)

 2023-07-31

respons[®]920



Updated sheets: www.diasys-diagnostics.com/service-area/value-sheets/


Value sheet version: 1

Short Name / Analyte	Method	Reagent ID	Value	Range	1 SD	Unit
HBUT β-Hydroxybutyrate	β-HBDH / Diaphorase 37°C	1 3701	0.306	0.245 - 0.368	0.020	mmol/L
			3.19	2.55 - 3.83	0.213	mg/dL
	β-HBDH 37°C	1 3711	0.322	0.257 - 0.386	0.021	mmol/L
			3.35	2.68 - 4.02	0.223	mg/dL
IgA Immunoglobulin A	Immunoturbidimetric	1 7202	169	129 - 210	13.6	mg/dL
			1.69	1.29 - 2.10	0.136	g/L
IgE Immunoglobulin E	Immunoturbidimetric	1 7239	95.3	76.2 - 114	6.35	IU/mL
			229	183 - 274	15.2	ng/mL
IgG Immunoglobulin G	Immunoturbidimetric	1 7212	825	660 - 990	55.0	mg/dL
			8.25	6.60 - 9.90	0.550	g/L
IgM Immunoglobulin M	Immunoturbidimetric	1 7222	79.6	57.3 - 102	7.43	mg/dL
			0.796	0.573 - 1.02	0.074	g/L
FE Iron	Ferene	1 1911	85.0	73.1 - 96.8	3.96	µg/dL
			15.2	13.1 - 17.3	0.710	µmol/L
LACT Lactate	LDH UV	1 4001	10.7	8.43 - 12.9	0.747	mg/dL
			1.18	0.936 - 1.43	0.083	mmol/L
LDH Lactate dehydrogenase	IFCC, DGKC 1994 37°C	1 4211	136	112 - 161	8.16	U/L
			2.27	1.86 - 2.68	0.136	µkat/L
	IFCC, modified	1 4251	139	114 - 164	8.35	U/L
			2.32	1.90 - 2.74	0.139	µkat/L
LDLC LDL-Cholesterol	Homogenous Select, TruCal Lipid	1 4121	78.0	67.1 - 88.9	3.64	mg/dL
			2.02	1.73 - 2.30	0.094	mmol/L
	Direct, colorimetric	1 4131	77.7	66.8 - 88.6	3.63	mg/dL
			2.01	1.73 - 2.29	0.094	mmol/L
LPS Lipase	Colorimetric	1 4321	52.5	42.0 - 63.0	3.50	U/L
			0.875	0.700 - 1.05	0.058	µkat/L
LI Lithium	Direct ISE	960406	0.914	0.786 - 1.04	0.043	mmol/L
			0.634	0.545 - 0.723	0.030	mg/dL
MG Magnesium	Xylidyl blue	1 4610	0.824	0.692 - 0.955	0.044	mmol/L
			2.00	1.68 - 2.32	0.107	mg/dL
PO3 Phosphorus	Molybdate UV	1 5211	2.96	2.43 - 3.50	0.178	mg/dL
			0.957	0.784 - 1.13	0.057	mmol/L
K Potassium	Enzymatic	1 5221	4.06	3.70 - 4.43	0.122	mmol/L
			15.9	14.4 - 17.3	0.476	mg/dL
	Direct ISE	960403	3.88	3.53 - 4.23	0.116	mmol/L
			15.2	13.8 - 16.5	0.455	mg/dL
Na Sodium	Enzymatic	1 4808	131	123 - 139	2.62	mmol/L
			302	284 - 320	6.03	mg/dL
	Direct ISE	960402	134	126 - 142	2.69	mmol/L
			309	290 - 328	6.18	mg/dL
TP Total Protein	Biuret, with sample blank	1 2311	5.51	4.91 - 6.12	0.202	g/dL
			55.1	49.1 - 61.2	2.02	g/L
TRF Transferrin	Immunoturbidimetric	1 7252	213	171 - 256	14.2	mg/dL
			2.13	1.71 - 2.56	0.142	g/L
TRIG Triglycerides	GPO-PAP	1 5710	86.0	70.5 - 101	5.16	mg/dL
			0.968	0.794 - 1.14	0.058	mmol/L
UIBC Unsat.Iron Binding Cap.	Ferene	1 1921	257	206 - 309	17.2	µg/dL
			46.1	36.9 - 55.3	3.07	µmol/L
UREA Urea	Urease UV	1 3101	36.6	28.5 - 44.6	2.68	mg/dL
			6.09	4.75 - 7.43	0.446	mmol/L
UA Uric Acid	TOOS	1 3001	4.98	4.28 - 5.68	0.233	mg/dL
			296	255 - 338	13.8	µmol/L



DiaSys Diagnostic Systems GmbH
Alte Strasse 9 65558 Holzheim Germany
www.diasys-diagnostics.com

Cat. No. 5 9000 99 10 061 (6 x 5 mL)
5 9000 99 10 062 (20 x 5 mL)

 2023-07-31

respons[®]940



Updated sheets: www.diasys-diagnostics.com/service-area/value-sheets/


Value sheet version: 1

Short Name / Analyte	Method	Reagent ID	Value	Range	1 SD	Unit
ALB Albumin	Bromcresol green	1 0220	3.58 35.8	2.76 - 4.41 27.6 - 44.1	0.275 2.75	g/dL g/L
AP Alkaline phosphatase	IFCC 37°C	1 0441	77.9 1.30	58.4 - 97.4 0.974 - 1.62	6.49 0.108	U/L µkat/L
ALT/GPT Alanine aminotransferase	IFCC, with pyridoxal phosphate 37°C	1 2701 +	51.2	39.4 - 62.9	3.92	U/L
		2 5010	0.853	0.657 - 1.05	0.065	µkat/L
	without pyridoxal phosphate 37°C	1 2701	50.6 0.843	39.0 - 62.2 0.649 - 1.04	3.88 0.065	U/L µkat/L
AST/GOT Aspartate aminotransferase	IFCC, with pyridoxal phosphate 37°C	1 2601 +	38.9	29.9 - 47.8	2.98	U/L
		2 5010	0.648	0.499 - 0.797	0.050	µkat/L
	without pyridoxal phosphate 37°C	1 2601	38.9 0.648	30.0 - 47.8 0.499 - 0.797	2.98 0.050	U/L µkat/L
AMY Amylase	EPS G-7	1 0501	66.5 1.11	53.2 - 79.8 0.887 - 1.33	4.44 0.074	U/L µkat/L
PAMY Pancreatic amylase	EPS G-7	1 0551	27.2 0.453	21.7 - 32.6 0.362 - 0.543	1.81 0.030	U/L µkat/L
APOA1 Apolipoprotein A1	Immunoturbidimetric	1 7102	127 1.27	102 - 153 1.02 - 1.53	8.47 0.085	mg/dL g/L
APOB Apolipoprotein B	Immunoturbidimetric	1 7112	72.2 0.722	57.7 - 86.6 0.577 - 0.866	4.81 0.048	mg/dL g/L
DBIL Direct Bilirubin	DCA	1 0821	0.713 12.2	0.528 - 0.899 9.02 - 15.4	0.062 1.06	mg/dL µmol/L
TBIL Total Bilirubin	DCA	1 0811	1.48 25.3	1.10 - 1.87 18.8 - 31.9	0.128 2.20	mg/dL µmol/L
CA Calcium	Phosphonazo	1 1181	2.12 8.49	1.88 - 2.35 7.55 - 9.42	0.078 0.311	mmol/L mg/dL
CL Chloride	Colorimetric	1 1221	103 366	93.9 - 112 333 - 399	3.10 11.0	mmol/L mg/dL
	Direct ISE	960405	99.4 352	90.4 - 108 321 - 384	2.98 10.6	mmol/L mg/dL
CHOL Cholesterol	CHOD-PAP	1 1300	143 3.69	123 - 163 3.18 - 4.21	6.66 0.172	mg/dL mmol/L
CHE Cholinesterase	Butyrylthiocholin	1 1401	5914 98.6	4850 - 6979 80.8 - 116	355 5.91	U/L µkat/L
CK Creatine kinase	DGKC, IFCC 37°C	1 1601	155 2.59	124 - 186 2.07 - 3.10	10.3 0.172	U/L µkat/L
CKMB Creatine kinase	mAK, Immunological method, 37°C	1 1641	31.1 0.518	24.8 - 37.3 0.414 - 0.621	2.07 0.035	U/L µkat/L
CREA Creatinine	Jaffé, without compensation	1 1711	1.52 134	1.19 - 1.86 105 - 164	0.112 9.86	mg/dL µmol/L
	Jaffé, with compensation	1 1711	1.41 125	1.10 - 1.73 97.5 - 152	0.104 9.17	mg/dL µmol/L
	Enzymatic PAP	1 1759	1.40 124	1.09 - 1.71 96.4 - 151	0.103 9.07	mg/dL µmol/L
GGT γ-Glutamyltransferase	IFCC, DGKC 1994 37°C	1 2801	28.6 0.476	22.3 - 34.9 0.371 - 0.581	2.09 0.035	U/L µkat/L
GLUC Glucose	GOD-PAP	1 2500	82.2 4.56	69.0 - 95.3 3.83 - 5.29	4.38 0.243	mg/dL mmol/L
	HK/G6P-DH	1 2511	79.7 4.42	66.9 - 92.4 3.71 - 5.13	4.25 0.236	mg/dL mmol/L
HDLC HDL-Cholesterol	Immunoinhibition	1 3521	41.8 1.08	36.0 - 47.7 0.931 - 1.23	1.95 0.050	mg/dL mmol/L
	Direct, colorimetric	1 3561	43.7 1.13	37.6 - 49.8 0.971 - 1.29	2.04 0.053	mg/dL mmol/L

TruLab N

LOT 31891

Cat. No. 5 9000 99 10 061 (6 x 5 mL)
5 9000 99 10 062 (20 x 5 mL)

 2023-07-31

respons[®]940



Updated sheets: www.diasys-diagnostics.com/service-area/value-sheets/

Value sheet version: 1

Short Name / Analyte	Method	Reagent ID	Value	Range	1 SD	Unit
HBUT β-Hydroxybutyrate	β-HBDH / Diaphorase 37°C	1 3701	0.306	0.245 - 0.368	0.020	mmol/L
			3.19	2.55 - 3.83	0.213	mg/dL
	β-HBDH 37°C	1 3711	0.322	0.257 - 0.386	0.021	mmol/L
			3.35	2.68 - 4.02	0.223	mg/dL
IgA Immunoglobulin A	Immunoturbidimetric	1 7202	169	129 - 210	13.6	mg/dL
			1.69	1.29 - 2.10	0.136	g/L
IgE Immunoglobulin E	Immunoturbidimetric	1 7239	95.3	76.2 - 114	6.35	IU/mL
			229	183 - 274	15.2	ng/mL
IgG Immunoglobulin G	Immunoturbidimetric	1 7212	825	660 - 990	55.0	mg/dL
			8.25	6.60 - 9.90	0.550	g/L
IgM Immunoglobulin M	Immunoturbidimetric	1 7222	79.6	57.3 - 102	7.43	mg/dL
			0.796	0.573 - 1.02	0.074	g/L
FE Iron	Ferene	1 1911	85.0	73.1 - 96.8	3.96	µg/dL
			15.2	13.1 - 17.3	0.710	µmol/L
LACT Lactate	LDH UV	1 4001	10.7	8.43 - 12.9	0.747	mg/dL
			1.18	0.936 - 1.43	0.083	mmol/L
LDH Lactate dehydrogenase	IFCC, DGKC 1994 37°C	1 4211	136	112 - 161	8.16	U/L
			2.27	1.86 - 2.68	0.136	µkat/L
	IFCC, modified	1 4251	139	114 - 164	8.35	U/L
			2.32	1.90 - 2.74	0.139	µkat/L
LDLC LDL-Cholesterol	Homogenous Select, TruCal Lipid	1 4121	78.0	67.1 - 88.9	3.64	mg/dL
			2.02	1.73 - 2.30	0.094	mmol/L
	Direct, colorimetric	1 4131	77.7	66.8 - 88.6	3.63	mg/dL
			2.01	1.73 - 2.29	0.094	mmol/L
LPS Lipase	Colorimetric	1 4321	52.5	42.0 - 63.0	3.50	U/L
			0.875	0.700 - 1.05	0.058	µkat/L
LI Lithium	Direct ISE	960406	0.914	0.786 - 1.04	0.043	mmol/L
			0.634	0.545 - 0.723	0.030	mg/dL
MG Magnesium	Xylidyl blue	1 4610	0.824	0.692 - 0.955	0.044	mmol/L
			2.00	1.68 - 2.32	0.107	mg/dL
PO3 Phosphorus	Molybdate UV	1 5211	2.96	2.43 - 3.50	0.178	mg/dL
			0.957	0.784 - 1.13	0.057	mmol/L
K Potassium	Enzymatic	1 5221	4.06	3.70 - 4.43	0.122	mmol/L
			15.9	14.4 - 17.3	0.476	mg/dL
	Direct ISE	960403	3.88	3.53 - 4.23	0.116	mmol/L
			15.2	13.8 - 16.5	0.455	mg/dL
Na Sodium	Enzymatic	1 4808	131	123 - 139	2.62	mmol/L
			302	284 - 320	6.03	mg/dL
	Direct ISE	960402	134	126 - 142	2.69	mmol/L
			309	290 - 328	6.18	mg/dL
TP Total Protein	Biuret, with sample blank	1 2311	5.51	4.91 - 6.12	0.202	g/dL
			55.1	49.1 - 61.2	2.02	g/L
TRF Transferrin	Immunoturbidimetric	1 7252	213	171 - 256	14.2	mg/dL
			2.13	1.71 - 2.56	0.142	g/L
TRIG Triglycerides	GPO-PAP	1 5710	86.0	70.5 - 101	5.16	mg/dL
			0.968	0.794 - 1.14	0.058	mmol/L
UIBC Unsat.Iron Binding Cap.	Ferene	1 1921	257	206 - 309	17.2	µg/dL
			46.1	36.9 - 55.3	3.07	µmol/L
UREA Urea	Urease UV	1 3101	36.6	28.5 - 44.6	2.68	mg/dL
			6.09	4.75 - 7.43	0.446	mmol/L
UA Uric Acid	TOOS	1 3001	4.98	4.28 - 5.68	0.233	mg/dL
			296	255 - 338	13.8	µmol/L




DiaSys Diagnostic Systems GmbH
Alte Strasse 9 65558 Holzheim Germany
www.diasys-diagnostics.com

TruLab N

LOT 31891

Cat. No. 5 9000 99 10 061 (6 x 5 mL)
5 9000 99 10 062 (20 x 5 mL)

 2023-07-31

BioMajesty®



Updated sheets: www.diasys-diagnostics.com/service-area/value-sheets/


Value sheet version: 1

Short Name / Analyte	Method	Reagent ID	Value	Range	1 SD	Unit
ALB Albumin	Bromcresol green	1 0220	3.58 35.8	2.76 - 4.41 27.6 - 44.1	0.275 2.75	g/dL g/L
AP Alkaline phosphatase	IFCC 37°C	1 0441	77.9 1.30	58.4 - 97.4 0.974 - 1.62	6.49 0.108	U/L µkat/L
ALT/GPT Alanine aminotransferase	IFCC, with pyridoxal phosphate 37°C	1 2701 +	51.2 2 5010 0.853	39.4 - 62.9 0.657 - 1.05	3.92 0.065	U/L µkat/L
	without pyridoxal phosphate 37°C	1 2701	50.6 0.843	39.0 - 62.2 0.649 - 1.04	3.88 0.065	U/L µkat/L
AST/GOT Aspartate aminotransferase	IFCC, with pyridoxal phosphate 37°C	1 2601 +	38.9 2 5010 0.648	29.9 - 47.8 0.499 - 0.797	2.98 0.050	U/L µkat/L
	without pyridoxal phosphate 37°C	1 2601	38.9 0.648	30.0 - 47.8 0.499 - 0.797	2.98 0.050	U/L µkat/L
AMY Amylase	EPS G-7	1 0501	66.5 1.11	53.2 - 79.8 0.887 - 1.33	4.44 0.074	U/L µkat/L
PAMY Pancreatic amylase	EPS G-7	1 0551	27.2 0.453	21.7 - 32.6 0.362 - 0.543	1.81 0.030	U/L µkat/L
APOA1 Apolipoprotein A1	Immunoturbidimetric	1 7102	127 1.27	102 - 153 1.02 - 1.53	8.47 0.085	mg/dL g/L
APOB Apolipoprotein B	Immunoturbidimetric	1 7112	72.2 0.722	57.7 - 86.6 0.577 - 0.866	4.81 0.048	mg/dL g/L
DBIL Direct Bilirubin	DCA	1 0821	0.713 12.2	0.528 - 0.899 9.02 - 15.4	0.062 1.06	mg/dL µmol/L
TBIL Total Bilirubin	DCA	1 0811	1.48 25.3	1.10 - 1.87 18.8 - 31.9	0.128 2.20	mg/dL µmol/L
CA Calcium	Phosphonazo	1 1181	2.12 8.49	1.88 - 2.35 7.55 - 9.42	0.078 0.311	mmol/L mg/dL
CL Chloride	Indirect ISE	980132	98.6 350	89.7 - 107 318 - 381	2.96 10.5	mmol/L mg/dL
CHOL Cholesterol	CHOD-PAP	1 1300	143 3.69	123 - 163 3.18 - 4.21	6.66 0.172	mg/dL mmol/L
CHE Cholinesterase	Butyrylthiocholin	1 1401	5914 98.6	4850 - 6979 80.8 - 116	355 5.91	U/L µkat/L
CK Creatine kinase	DGKC, IFCC 37°C	1 1601	155 2.59	124 - 186 2.07 - 3.10	10.3 0.172	U/L µkat/L
CKMB Creatine kinase	mAK, Immunological method, 37°C	1 1641	31.1 0.518	24.8 - 37.3 0.414 - 0.621	2.07 0.035	U/L µkat/L
CREA Creatinine	Jaffé, without compensation	1 1711	1.52 134	1.19 - 1.86 105 - 164	0.112 9.86	mg/dL µmol/L
	Jaffé, with compensation	1 1711	1.41 125	1.10 - 1.73 97.5 - 152	0.104 9.17	mg/dL µmol/L
	Enzymatic PAP	1 1759	1.40 124	1.09 - 1.71 96.4 - 151	0.103 9.07	mg/dL µmol/L
GGT γ-Glutamyltransferase	IFCC, DGKC 1994 37°C	1 2801	28.6 0.476	22.3 - 34.9 0.371 - 0.581	2.09 0.035	U/L µkat/L
GLUC Glucose	HK/G6P-DH	1 2511	79.7 4.42	66.9 - 92.4 3.71 - 5.13	4.25 0.236	mg/dL mmol/L

TruLab N

LOT 31891

Cat. No. 5 9000 99 10 061 (6 x 5 mL)
5 9000 99 10 062 (20 x 5 mL)

 2023-07-31

BioMajesty®



Updated sheets: www.diasys-diagnostics.com/service-area/value-sheets/

Value sheet version: 1

Short Name / Analyte	Method	Reagent ID	Value	Range	1 SD	Unit
HDLC HDL-Cholesterol	Immunoinhibition	1 3521	41.8	36.0 - 47.7	1.95	mg/dL
			1.08	0.931 - 1.23	0.050	mmol/L
	Direct, colorimetric	1 3561	43.7	37.6 - 49.8	2.04	mg/dL
			1.13	0.971 - 1.29	0.053	mmol/L
HBUT β-Hydroxybutyrate	β-HBDH / Diaphorase 37°C	1 3701	0.306	0.245 - 0.368	0.020	mmol/L
			3.19	2.55 - 3.83	0.213	mg/dL
	β-HBDH 37°C	1 3711	0.322	0.257 - 0.386	0.021	mmol/L
			3.35	2.68 - 4.02	0.223	mg/dL
IgA Immunoglobulin A	Immunoturbidimetric	1 7202	169	129 - 210	13.6	mg/dL
			1.69	1.29 - 2.10	0.136	g/L
IgE Immunoglobulin E	Immunoturbidimetric	1 7239	95.3	76.2 - 114	6.35	IU/mL
			229	183 - 274	15.2	ng/mL
IgG Immunoglobulin G	Immunoturbidimetric	1 7212	825	660 - 990	55.0	mg/dL
			8.25	6.60 - 9.90	0.550	g/L
IgM Immunoglobulin M	Immunoturbidimetric	1 7222	79.6	57.3 - 102	7.43	mg/dL
			0.796	0.573 - 1.02	0.074	g/L
FE Iron	Ferene	1 1911	79.0	67.9 - 90.0	3.69	µg/dL
			14.1	12.2 - 16.1	0.660	µmol/L
LACT Lactate	LDH UV	1 4001	10.7	8.43 - 12.9	0.747	mg/dL
			1.18	0.936 - 1.43	0.083	mmol/L
LDH Lactate dehydrogenase	IFCC, DGKC 1994 37°C	1 4211	136	112 - 161	8.16	U/L
			2.27	1.86 - 2.68	0.136	µkat/L
	IFCC, modified	1 4251	139	114 - 164	8.35	U/L
			2.32	1.90 - 2.74	0.139	µkat/L
LDLC LDL-Cholesterol	Homogenous Select, TruCal Lipid	1 4121	79.4	68.2 - 90.5	3.70	mg/dL
			2.05	1.76 - 2.34	0.096	mmol/L
	Direct, colorimetric	1 4131	77.7	66.8 - 88.6	3.63	mg/dL
			2.01	1.73 - 2.29	0.094	mmol/L
LPS Lipase	Colorimetric	1 4321	52.5	42.0 - 63.0	3.50	U/L
			0.875	0.700 - 1.05	0.058	µkat/L
MG Magnesium	Xylidyl blue	1 4610	0.824	0.692 - 0.955	0.044	mmol/L
			2.00	1.68 - 2.32	0.107	mg/dL
PL Phospholipids	Enzymatic	1 5741	166	133 - 199	11.1	mg/dL
			2.14	1.71 - 2.57	0.143	mmol/L
PO3 Phosphorus	Molybdate UV	1 5211	2.96	2.43 - 3.50	0.178	mg/dL
			0.957	0.784 - 1.13	0.057	mmol/L
K Potassium	Indirect ISE	980131	3.90	3.55 - 4.25	0.117	mmol/L
			15.2	13.9 - 16.6	0.457	mg/dL
Na Sodium	Indirect ISE	980130	132	124 - 140	2.63	mmol/L
			303	284 - 321	6.05	mg/dL
TP Total Protein	Biuret, with sample blank	1 2311	5.51	4.91 - 6.12	0.202	g/dL
			55.1	49.1 - 61.2	2.02	g/L
TRF Transferrin	Immunoturbidimetric	1 7252	213	171 - 256	14.2	mg/dL
			2.13	1.71 - 2.56	0.142	g/L
TRIG Triglycerides	GPO-PAP	1 5710	86.0	70.5 - 101	5.16	mg/dL
			0.968	0.794 - 1.14	0.058	mmol/L
UIBC Unsat.Iron Binding Cap.	Ferene	1 1921	257	206 - 309	17.2	µg/dL
			46.1	36.9 - 55.3	3.07	µmol/L
UREA Urea	Urease UV	1 3101	36.6	28.5 - 44.6	2.68	mg/dL
			6.09	4.75 - 7.43	0.446	mmol/L
UA Uric Acid	TOOS	1 3001	4.98	4.28 - 5.68	0.233	mg/dL
			296	255 - 338	13.8	µmol/L



DiaSys Diagnostic Systems GmbH
Alte Strasse 9 65558 Holzheim Germany
www.diasys-diagnostics.com