

TruLab N

LOT 28657



Cat. No. 5 9000 99 10 061 (6 x 5 mL)
5 9000 99 10 062 (20 x 5 mL)



2023-01-31



Updated sheets: www.diasys-diagnostics.com/service-area/value-sheets/

Value sheet version: 6

Short Name / Analyte	Method	Reagent ID	Value	Range	Unit
ALB Albumin	Bromcresol green	1 0220	3.57 35.7	2.75 - 4.40 27.5 - 44.0	g/dL g/L
AP Alkaline phosphatase	IFCC 37°C	1 0441	76.0 1.27	57.0 - 95.0 0.950 - 1.58	U/L µkat/L
	DGKC 1970 37°C	1 0401	120 2.01	90.3 - 151 1.51 - 2.51	U/L µkat/L
ALT/GPT Alanine aminotransferase	IFCC, with pyridoxal phosphate 37°C	1 2701 +	50.7 0.845	39.1 - 62.4 0.651 - 1.04	U/L µkat/L
	without pyridoxal phosphate 37°C	1 2701	50.9 0.848	39.2 - 62.5 0.653 - 1.04	U/L µkat/L
AST/GOT Aspartate aminotransferase	IFCC, with pyridoxal phosphate 37°C	1 2601 +	39.9 0.665	30.7 - 49.1 0.512 - 0.818	U/L µkat/L
	without pyridoxal phosphate 37°C	1 2601	38.9 0.648	29.9 - 47.8 0.499 - 0.797	U/L µkat/L
AMY Amylase	EPS G-7	1 0501	68.5 1.14	54.8 - 82.2 0.913 - 1.37	U/L µkat/L
PAMY Pancreatic amylase	EPS G-7	1 0551	28.0 0.467	22.4 - 33.6 0.373 - 0.560	U/L µkat/L
APOA1 Apolipoprotein A1	Immunoturbidimetric	1 7102	126 1.26	101 - 151 1.01 - 1.51	mg/dL g/L
APOB Apolipoprotein B	Immunoturbidimetric	1 7112	71.2 0.712	57.0 - 85.4 0.570 - 0.854	mg/dL g/L
BILE Total Bile Acids	Enzymatic cycling method	1 2238	10.8	8.60 - 12.9	µmol/L
DBIL Direct Bilirubin	DCA	1 0821	0.721 12.3	0.533 - 0.908 9.12 - 15.5	mg/dL µmol/L
	Jendrassik-Grof	1 0849	0.818 14.0	0.605 - 1.03 10.3 - 17.6	mg/dL µmol/L
TBIL Total Bilirubin	DCA	1 0811	1.54 26.3	1.14 - 1.94 19.4 - 33.1	mg/dL µmol/L
	Jendrassik-Grof	1 0849	1.72 29.4	1.27 - 2.17 21.8 - 37.1	mg/dL µmol/L
CA Calcium	Arsenazo	1 1130	2.04 8.19	1.82 - 2.27 7.29 - 9.09	mmol/L mg/dL
	Phosponazo	1 1181	2.16 8.64	1.92 - 2.39 7.69 - 9.59	mmol/L mg/dL
CL Chloride	Colorimetric	1 1221	99.5 353	90.6 - 108 321 - 385	mmol/L mg/dL
CHOL Cholesterol	CHOD-PAP	1 1300 + 1 1350	146 3.78	126 - 167 3.25 - 4.31	mg/dL mmol/L
CHE Cholinesterase	Butyrylthiocholin	1 1401	5981 99.7	4904 - 7058 81.7 - 118	U/L µkat/L
CK Creatine kinase	DGKC, IFCC 37°C	1 1601	147 2.45	117 - 176 1.96 - 2.93	U/L µkat/L

TruLab N

LOT 28657



Cat. No. 5 9000 99 10 061 (6 x 5 mL)
5 9000 99 10 062 (20 x 5 mL)



2023-01-31



Updated sheets: www.diasys-diagnostics.com/service-area/value-sheets/

Value sheet version: 6

Short Name / Analyte	Method	Reagent ID	Value	Range	Unit
CKMB Creatine kinase	mAK, Immunological method, 37°C	1 1641	31.1	24.9 - 37.3	U/L
			0.518	0.415 - 0.622	µkat/L
CREA Creatinine	Jaffé, without compensation	1 1711	1.47	1.15 - 1.80	mg/dL
			130	101 - 159	µmol/L
	Jaffé, with compensation	1 1711	1.34	1.05 - 1.64	mg/dL
			119	92.6 - 145	µmol/L
	Enzymatic PAP	1 1759	1.36	1.06 - 1.66	mg/dL
			120	93.9 - 147	µmol/L
GGT γ-Glutamyltransferase	IFCC, DGKC 1994 37°C	1 2801	28.6	22.3 - 34.9	U/L
			0.476	0.371 - 0.581	µkat/L
	Szasz 37°C	1 2801	25.3	19.7 - 30.8	U/L
			0.421	0.329 - 0.514	µkat/L
GLDH Glutamat dehydrogenase	DGKC 1970 37°C	1 2411	15.7	12.6 - 18.8	U/L
			0.261	0.209 - 0.314	µkat/L
GLUC Glucose	GOD-PAP	1 2500 +	85.6	71.9 - 99.3	mg/dL
			1 2550	4.75	3.99 - 5.51
	HK/G6P-DH	1 2511	83.3	70.0 - 96.7	mg/dL
			4.62	3.88 - 5.36	mmol/L
	Gluc-DH	1 2531	83.2	69.9 - 96.5	mg/dL
			4.62	3.88 - 5.35	mmol/L
HBDH α-Hydroxybutyrate dehydro.	DGKC 37°C	1 3201	118	94.6 - 142	U/L
			1.97	1.58 - 2.36	µkat/L
HDLC HDL-Cholesterol	Immunoinhibition	1 3521	40.9	35.2 - 46.6	mg/dL
			1.06	0.910 - 1.21	mmol/L
			Direct, colorimetric	1 3561	45.0
			1.16	1.00 - 1.33	mmol/L
HBUT β-Hydroxybutyrate	β-HBDH / Diaphorase 37°C	1 3701	0.306	0.245 - 0.368	mmol/L
			3.19	2.55 - 3.83	mg/dL
	β-HBDH 37°C	1 3711	0.329	0.263 - 0.394	mmol/L
			3.42	2.74 - 4.11	mg/dL
IgA Immunoglobulin A	Immunoturbidimetric	1 7202	159	121 - 198	mg/dL
			1.59	1.21 - 1.98	g/L
IgE Immunoglobulin E	Immunoturbidimetric	1 7239	98.7	78.9 - 118	IU/mL
			237	189 - 284	ng/mL
IgG Immunoglobulin G	Immunoturbidimetric	1 7212	811	649 - 973	mg/dL
			8.11	6.49 - 9.73	g/L
IgM Immunoglobulin M	Immunoturbidimetric	1 7222	79.1	57.0 - 101	mg/dL
			0.791	0.570 - 1.01	g/L
FE Iron	Ferene	1 1911	78.1	67.2 - 89.1	µg/dL
			14.0	12.0 - 16.0	µmol/L
LACT Lactate	LDH UV	1 4001	10.8	8.55 - 13.1	mg/dL
			1.20	0.949 - 1.45	mmol/L
LDH Lactate dehydrogenase	IFCC, DGKC 1994 37°C	1 4211	136	112 - 161	U/L
			2.27	1.86 - 2.68	µkat/L
	DGKC opt. 1970 37°C	1 4201	231	189 - 273	U/L
			3.85	3.16 - 4.54	µkat/L
IFCC, modified	1 4251	139	114 - 164	U/L	
		2.32	1.90 - 2.74	µkat/L	

TruLab N

LOT 28657

Cat. No. 5 9000 99 10 061 (6 x 5 mL)
5 9000 99 10 062 (20 x 5 mL)



2023-01-31



Updated sheets: www.diasys-diagnostics.com/service-area/value-sheets/

Value sheet version: 6

Short Name / Analyte	Method	Reagent ID	Value	Range	Unit
LDLC LDL-Cholesterol	Homogenous Select, TruCal Lipid	1 4121	79.8	68.6 - 91.0	mg/dL
			2.06	1.78 - 2.35	mmol/L
	Direct, colorimetric	1 4131	76.5	65.8 - 87.2	mg/dL
			1.98	1.70 - 2.26	mmol/L
LPS Lipase	Colorimetric	1 4321	53.4	42.7 - 64.1	U/L
			0.890	0.712 - 1.07	µkat/L
MG Magnesium	Xylidyl blue	1 4610	0.822	0.690 - 0.954	mmol/L
			2.00	1.68 - 2.32	mg/dL
PL Phospholipids	Enzymatic	1 5741	166	133 - 199	mg/dL
			2.14	1.71 - 2.57	mmol/L
PO3 Phosphorus	Molybdate UV, substrate start	1 5211	2.98	2.44 - 3.52	mg/dL
			0.962	0.789 - 1.14	mmol/L
	Molybdate UV, sample start	1 5211	3.02	2.47 - 3.56	mg/dL
			0.974	0.799 - 1.15	mmol/L
K Potassium	Enzymatic	1 5221	3.93	3.58 - 4.29	mmol/L
			15.4	14.0 - 16.8	mg/dL
Na Sodium	Enzymatic	1 4808	129	122 - 137	mmol/L
			297	280 - 315	mg/dL
TP Total Protein	Biuret, without sample blank	1 2311	6.22	5.54 - 6.91	g/dL
			62.2	55.4 - 69.1	g/L
	Biuret, with sample blank	1 2311	5.51	4.90 - 6.11	g/dL
			55.1	49.0 - 61.1	g/L
TRF Transferrin	Immunoturbidimetric	1 7252	214	171 - 257	mg/dL
			2.14	1.71 - 2.57	g/L
TRIG Triglycerides	GPO-PAP	1 5760	87.0	71.4 - 103	mg/dL
		1 5710	0.980	0.803 - 1.16	mmol/L
UIBC Unsat. Iron Binding Cap.	Ferene	1 1921	256	205 - 307	µg/dL
			45.8	36.7 - 55.0	µmol/L
UREA Urea	Urease UV	1 3101	36.2	28.2 - 44.1	mg/dL
			6.02	4.70 - 7.34	mmol/L
	Colorimetric, Berthelot	1 3115	32.5	25.4 - 39.7	mg/dL
			5.41	4.22 - 6.60	mmol/L
UA Uric Acid	TBHBA	1 3021	5.14	4.42 - 5.86	mg/dL
			306	263 - 348	µmol/L
	TOOS	1 3001	5.07	4.36 - 5.78	mg/dL
			301	259 - 344	µmol/L



DiaSys Diagnostic Systems GmbH
Alte Strasse 9 65558 Holzheim Germany
www.diasys-diagnostics.com

TruLab N

LOT 28657



Cat. No. 5 9000 99 10 061 (6 x 5 mL)
5 9000 99 10 062 (20 x 5 mL)



2023-01-31



Updated sheets: www.diasys-diagnostics.com/service-area/value-sheets/

Value sheet version: 6


Short Name / Analyte	Method	Reagent ID	Value	Range	Unit
GLUC	Amperometric	Biosensor	81.4	68.4 - 94.4	mg/dL
Glucose			4.52	3.80 - 5.24	mmol/L
LACT	Amperometric	Biosensor	11.5	9.09 - 13.9	mg/dL
Lactate			1.28	1.01 - 1.54	mmol/L




DiaSys Diagnostic Systems GmbH
Alte Strasse 9 65558 Holzheim Germany
www.diasys-diagnostics.com

TruLab N

LOT 28657



Cat. No. 5 9000 99 10 061 (6 x 5 mL)
5 9000 99 10 062 (20 x 5 mL)

 2023-01-31

respons[®]910




Updated sheets: www.diasys-diagnostics.com/service-area/value-sheets/

Value sheet version: 6


Short Name / Analyte	Method	Reagent ID	Value	Range	Unit
ALB Albumin	Bromcresol green	1 0220	3.57 35.7	2.75 - 4.40 27.5 - 44.0	g/dL g/L
AP Alkaline phosphatase	IFCC 37°C	1 0441	76.0 1.27	57.0 - 95.0 0.950 - 1.58	U/L µkat/L
ALT/GPT Alanine aminotransferase	IFCC, with pyridoxal phosphate 37°C	1 2701 +	50.7	39.1 - 62.4	U/L
	without pyridoxal phosphate 37°C	2 5010 1 2701	0.845 50.9	0.651 - 1.04 39.2 - 62.5	µkat/L U/L
			0.848	0.653 - 1.04	µkat/L
AST/GOT Aspartate aminotransferase	IFCC, with pyridoxal phosphate 37°C	1 2601 +	39.9	30.7 - 49.1	U/L
	without pyridoxal phosphate 37°C	2 5010 1 2601	0.665 38.9	0.512 - 0.818 29.9 - 47.8	µkat/L U/L
			0.648	0.499 - 0.797	µkat/L
AMY Amylase	EPS G-7	1 0501	68.5 1.14	54.8 - 82.2 0.913 - 1.37	U/L µkat/L
PAMY Pancreatic amylase	EPS G-7	1 0551	28.0 0.467	22.4 - 33.6 0.373 - 0.560	U/L µkat/L
APOA1 Apolipoprotein A1	Immunoturbidimetric	1 7102	126 1.26	101 - 151 1.01 - 1.51	mg/dL g/L
APOB Apolipoprotein B	Immunoturbidimetric	1 7112	71.2 0.712	57.0 - 85.4 0.570 - 0.854	mg/dL g/L
BILE Total Bile Acids	Enzymatic cycling method	1 2238	10.8	8.60 - 12.9	µmol/L
DBIL Direct Bilirubin	DCA	1 0821	0.721 12.3	0.533 - 0.908 9.12 - 15.5	mg/dL µmol/L
TBIL Total Bilirubin	DCA	1 0811	1.54 26.3	1.14 - 1.94 19.4 - 33.1	mg/dL µmol/L
CA Calcium	Phosphonazo	1 1181	2.16 8.64	1.92 - 2.39 7.69 - 9.59	mmol/L mg/dL
CL Chloride	Colorimetric	1 1221	99.5 353	90.6 - 108 321 - 385	mmol/L mg/dL
CHOL Cholesterol	CHOD-PAP	1 1300	146 3.78	126 - 167 3.25 - 4.31	mg/dL mmol/L
CHE Cholinesterase	Butyrylthiocholin	1 1401	5981 99.7	4904 - 7058 81.7 - 118	U/L µkat/L
CK Creatine kinase	DGKC, IFCC 37°C	1 1601	147 2.45	117 - 176 1.96 - 2.93	U/L µkat/L
CKMB Creatine kinase	mAK, Immunological method, 37°C	1 1641	31.1 0.518	24.9 - 37.3 0.415 - 0.622	U/L µkat/L
CREA Creatinine	Jaffé, without compensation	1 1711	1.47 130	1.15 - 1.80 101 - 159	mg/dL µmol/L
	Jaffé, with compensation	1 1711	1.34 119	1.05 - 1.64 92.6 - 145	mg/dL µmol/L
	Enzymatic PAP	1 1759	1.36 120	1.06 - 1.66 93.9 - 147	mg/dL µmol/L
GGT γ-Glutamyltransferase	IFCC, DGKC 1994 37°C	1 2801	28.6 0.476	22.3 - 34.9 0.371 - 0.581	U/L µkat/L
GLUC Glucose	GOD-PAP	1 2500	85.6 4.75	71.9 - 99.3 3.99 - 5.51	mg/dL mmol/L
	HK/G6P-DH	1 2511	83.3 4.62	70.0 - 96.7 3.88 - 5.36	mg/dL mmol/L
HDLC HDL-Cholesterol	Immunoinhibition	1 3521	40.9 1.06	35.2 - 46.6 0.910 - 1.21	mg/dL mmol/L
	Direct, colorimetric	1 3561	45.0 1.16	38.7 - 51.3 1.00 - 1.33	mg/dL mmol/L

TruLab N

LOT 28657



Cat. No. 5 9000 99 10 061 (6 x 5 mL)
5 9000 99 10 062 (20 x 5 mL)

 2023-01-31

respons⁹¹⁰



Updated sheets: www.diasys-diagnostics.com/service-area/value-sheets/

Value sheet version: 6

Short Name / Analyte	Method	Reagent ID	Value	Range	Unit
HBUT β-Hydroxybutyrate	β-HBDH / Diaphorase 37°C	1 3701	0.306 3.19	0.245 - 0.368 2.55 - 3.83	mmol/L mg/dL
	β-HBDH 37°C	1 3711	0.329 3.42	0.263 - 0.394 2.74 - 4.11	mmol/L mg/dL
IgA Immunoglobulin A	Immunoturbidimetric	1 7202	159	121 - 198	mg/dL
			1.59	1.21 - 1.98	g/L
IgE Immunoglobulin E	Immunoturbidimetric	1 7239	98.7	78.9 - 118	IU/mL
			237	189 - 284	ng/mL
IgG Immunoglobulin G	Immunoturbidimetric	1 7212	811	649 - 973	mg/dL
			8.11	6.49 - 9.73	g/L
IgM Immunoglobulin M	Immunoturbidimetric	1 7222	79.1	57.0 - 101	mg/dL
			0.791	0.570 - 1.01	g/L
FE Iron	Ferene	1 1911	78.1 14.0	67.2 - 89.1 12.0 - 16.0	µg/dL µmol/L
LACT Lactate	LDH UV	1 4001	10.8	8.55 - 13.1	mg/dL
			1.20	0.949 - 1.45	mmol/L
LDH Lactate dehydrogenase	IFCC, DGKC 1994 37°C	1 4211	136	112 - 161	U/L
			2.27	1.86 - 2.68	µkat/L
			139	114 - 164	U/L
LDLC LDL-Cholesterol	Homogenous Select, TruCal Lipid	1 4121	79.8	68.6 - 91.0	mg/dL
			2.06	1.78 - 2.35	mmol/L
			76.5	65.8 - 87.2	mg/dL
LPS Lipase	Colorimetric	1 4321	53.4	42.7 - 64.1	U/L
			0.890	0.712 - 1.07	µkat/L
MG Magnesium	Xylydyl blue	1 4610	0.822	0.690 - 0.954	mmol/L
			2.00	1.68 - 2.32	mg/dL
PL Phospholipids	Enzymatic	1 5741	166	133 - 199	mg/dL
			2.14	1.71 - 2.57	mmol/L
PO3 Phosphorus	Molybdate UV	1 5211	2.98	2.44 - 3.52	mg/dL
			0.962	0.789 - 1.14	mmol/L
K Potassium	Enzymatic	1 5221	3.93	3.58 - 4.29	mmol/L
			15.4	14.0 - 16.8	mg/dL
Na Sodium	Enzymatic	1 4808	129	122 - 137	mmol/L
			297	280 - 315	mg/dL
TP Total Protein	Biuret, with sample blank	1 2311	5.51	4.90 - 6.11	g/dL
			55.1	49.0 - 61.1	g/L
TRF Transferrin	Immunoturbidimetric	1 7252	214	171 - 257	mg/dL
			2.14	1.71 - 2.57	g/L
TRIG Triglycerides	GPO-PAP	1 5710	87.0	71.4 - 103	mg/dL
			0.980	0.803 - 1.16	mmol/L
UIBC Unsat.Iron Binding Cap.	Ferene	1 1921	256	205 - 307	µg/dL
			45.8	36.7 - 55.0	µmol/L
UREA Urea	Urease UV	1 3101	36.2	28.2 - 44.1	mg/dL
			6.02	4.70 - 7.34	mmol/L
UA Uric Acid	TOOS	1 3001	5.07	4.36 - 5.78	mg/dL
			301	259 - 344	µmol/L




DiaSys Diagnostic Systems GmbH
Alte Strasse 9 65558 Holzheim Germany
www.diasys-diagnostics.com

TruLab N

LOT 28657

Cat. No. 5 9000 99 10 061 (6 x 5 mL)
5 9000 99 10 062 (20 x 5 mL)

 2023-01-31

respons[®]920



Updated sheets: www.diasys-diagnostics.com/service-area/value-sheets/


Value sheet version: 6

Short Name / Analyte	Method	Reagent ID	Value	Range	1 SD	Unit
ALB Albumin	Bromcresol green	1 0220	3.57 35.7	2.75 - 4.40 27.5 - 44.0	0.274 2.74	g/dL g/L
AP Alkaline phosphatase	IFCC 37°C	1 0441	76.0 1.27	57.0 - 95.0 0.950 - 1.58	6.33 0.106	U/L µkat/L
ALT/GPT Alanine aminotransferase	IFCC, with pyridoxal phosphate 37°C	1 2701 +	50.7 2 5010 0.845	39.1 - 62.4 0.651 - 1.04	3.89 0.065	U/L µkat/L
	without pyridoxal phosphate 37°C	1 2701	50.9 0.848	39.2 - 62.5 0.653 - 1.04	3.90 0.065	U/L µkat/L
AST/GOT Aspartate aminotransferase	IFCC, with pyridoxal phosphate 37°C	1 2601 +	39.9 2 5010 0.665	30.7 - 49.1 0.512 - 0.818	3.06 0.051	U/L µkat/L
	without pyridoxal phosphate 37°C	1 2601	38.9 0.648	29.9 - 47.8 0.499 - 0.797	2.98 0.050	U/L µkat/L
AMY Amylase	EPS G-7	1 0501	68.5 1.14	54.8 - 82.2 0.913 - 1.37	4.56 0.076	U/L µkat/L
PAMY Pancreatic amylase	EPS G-7	1 0551	28.0 0.467	22.4 - 33.6 0.373 - 0.560	1.87 0.031	U/L µkat/L
APOA1 Apolipoprotein A1	Immunoturbidimetric	1 7102	126 1.26	101 - 151 1.01 - 1.51	8.39 0.084	mg/dL g/L
APOB Apolipoprotein B	Immunoturbidimetric	1 7112	71.2 0.712	57.0 - 85.4 0.570 - 0.854	4.75 0.047	mg/dL g/L
DBIL Direct Bilirubin	DCA	1 0821	0.721 12.3	0.533 - 0.908 9.12 - 15.5	0.062 1.07	mg/dL µmol/L
TBIL Total Bilirubin	DCA	1 0811	1.54 26.3	1.14 - 1.94 19.4 - 33.1	0.133 2.28	mg/dL µmol/L
CA Calcium	Phosphonazo	1 1181	2.16 8.64	1.92 - 2.39 7.69 - 9.59	0.079 0.317	mmol/L mg/dL
CL Chloride	Colorimetric	1 1221	99.5 353	90.6 - 108 321 - 385	2.99 10.6	mmol/L mg/dL
	Direct ISE	960405	101 359	92.2 - 110 327 - 392	3.04 10.8	mmol/L mg/dL
CHOL Cholesterol	CHOD-PAP	1 1300	146 3.78	126 - 167 3.25 - 4.31	6.82 0.176	mg/dL mmol/L
CHE Cholinesterase	Butyrylthiocholin	1 1401	5981 99.7	4904 - 7058 81.7 - 118	359 5.98	U/L µkat/L
CK Creatine kinase	DGKC, IFCC 37°C	1 1601	147 2.45	117 - 176 1.96 - 2.93	9.78 0.163	U/L µkat/L
CKMB Creatine kinase	mAK, Immunological method, 37°C	1 1641	31.1 0.518	24.9 - 37.3 0.415 - 0.622	2.07 0.035	U/L µkat/L
CREA Creatinine	Jaffé, without compensation	1 1711	1.47 130	1.15 - 1.80 101 - 159	0.108 9.54	mg/dL µmol/L
	Jaffé, with compensation	1 1711	1.34 119	1.05 - 1.64 92.6 - 145	0.098 8.71	mg/dL µmol/L
	Enzymatic PAP	1 1759	1.36 120	1.06 - 1.66 93.9 - 147	0.100 8.83	mg/dL µmol/L
GGT γ-Glutamyltransferase	IFCC, DGKC 1994 37°C	1 2801	28.6 0.476	22.3 - 34.9 0.371 - 0.581	2.09 0.035	U/L µkat/L
GLUC Glucose	GOD-PAP	1 2500	85.6 4.75	71.9 - 99.3 3.99 - 5.51	4.56 0.253	mg/dL mmol/L
	HK/G6P-DH	1 2511	83.3 4.62	70.0 - 96.7 3.88 - 5.36	4.44 0.247	mg/dL mmol/L
HDLC HDL-Cholesterol	Immunoinhibition	1 3521	40.9 1.06	35.2 - 46.6 0.910 - 1.21	1.91 0.049	mg/dL mmol/L
	Direct, colorimetric	1 3561	45.0 1.16	38.7 - 51.3 1.00 - 1.33	2.10 0.054	mg/dL mmol/L

TruLab N

LOT 28657

Cat. No. 5 9000 99 10 061 (6 x 5 mL)
5 9000 99 10 062 (20 x 5 mL)

 2023-01-31

respons[®]920



Updated sheets: www.diasys-diagnostics.com/service-area/value-sheets/

Value sheet version: 6

Short Name / Analyte	Method	Reagent ID	Value	Range	1 SD	Unit
HBUT β-Hydroxybutyrate	β-HBDH / Diaphorase 37°C	1 3701	0.306	0.245 - 0.368	0.020	mmol/L
			3.19	2.55 - 3.83	0.213	mg/dL
	β-HBDH 37°C	1 3711	0.329	0.263 - 0.394	0.022	mmol/L
			3.42	2.74 - 4.11	0.228	mg/dL
IgA Immunoglobulin A	Immunoturbidimetric	1 7202	159	121 - 198	12.8	mg/dL
			1.59	1.21 - 1.98	0.128	g/L
IgE Immunoglobulin E	Immunoturbidimetric	1 7239	98.7	78.9 - 118	6.58	IU/mL
			237	189 - 284	15.8	ng/mL
IgG Immunoglobulin G	Immunoturbidimetric	1 7212	811	649 - 973	54.1	mg/dL
			8.11	6.49 - 9.73	0.541	g/L
IgM Immunoglobulin M	Immunoturbidimetric	1 7222	79.1	57.0 - 101	7.38	mg/dL
			0.791	0.570 - 1.01	0.074	g/L
FE Iron	Ferene	1 1911	84.5	72.7 - 96.3	3.94	µg/dL
			15.1	13.0 - 17.3	0.706	µmol/L
LACT Lactate	LDH UV	1 4001	10.8	8.55 - 13.1	0.758	mg/dL
			1.20	0.949 - 1.45	0.084	mmol/L
LDH Lactate dehydrogenase	IFCC, DGKC 1994 37°C	1 4211	136	112 - 161	8.16	U/L
			2.27	1.86 - 2.68	0.136	µkat/L
	IFCC, modified	1 4251	139	114 - 164	8.35	U/L
			2.32	1.90 - 2.74	0.139	µkat/L
LDLC LDL-Cholesterol	Homogenous Select, TruCal Lipid	1 4121	77.5	66.7 - 88.4	3.62	mg/dL
			2.00	1.72 - 2.29	0.094	mmol/L
	Direct, colorimetric	1 4131	76.5	65.8 - 87.2	3.57	mg/dL
			1.98	1.70 - 2.26	0.092	mmol/L
LPS Lipase	Colorimetric	1 4321	53.4	42.7 - 64.1	3.56	U/L
			0.890	0.712 - 1.07	0.059	µkat/L
LI Lithium	Direct ISE	960406	1.00	0.861 - 1.14	0.047	mmol/L
			0.695	0.598 - 0.792	0.032	mg/dL
MG Magnesium	Xylidyl blue	1 4610	0.822	0.690 - 0.954	0.044	mmol/L
			2.00	1.68 - 2.32	0.107	mg/dL
PO3 Phosphorus	Molybdate UV	1 5211	2.98	2.44 - 3.52	0.179	mg/dL
			0.962	0.789 - 1.14	0.058	mmol/L
K Potassium	Enzymatic	1 5221	3.93	3.58 - 4.29	0.118	mmol/L
			15.4	14.0 - 16.8	0.461	mg/dL
	Direct ISE	960403	3.98	3.62 - 4.34	0.120	mmol/L
			15.6	14.2 - 17.0	0.467	mg/dL
Na Sodium	Enzymatic	1 4808	129	122 - 137	2.59	mmol/L
			297	280 - 315	5.95	mg/dL
	Direct ISE	960402	138	129 - 146	2.75	mmol/L
			316	297 - 335	6.33	mg/dL
TP Total Protein	Biuret, with sample blank	1 2311	5.51	4.90 - 6.11	0.202	g/dL
			55.1	49.0 - 61.1	2.02	g/L
TRF Transferrin	Immunoturbidimetric	1 7252	214	171 - 257	14.3	mg/dL
			2.14	1.71 - 2.57	0.143	g/L
TRIG Triglycerides	GPO-PAP	1 5710	87.0	71.4 - 103	5.22	mg/dL
			0.980	0.803 - 1.16	0.059	mmol/L
UIBC Unsat.Iron Binding Cap.	Ferene	1 1921	256	205 - 307	17.1	µg/dL
			45.8	36.7 - 55.0	3.06	µmol/L
UREA Urea	Urease UV	1 3101	36.2	28.2 - 44.1	2.65	mg/dL
			6.02	4.70 - 7.34	0.441	mmol/L
UA Uric Acid	TOOS	1 3001	5.07	4.36 - 5.78	0.236	mg/dL
			301	259 - 344	14.1	µmol/L




DiaSys Diagnostic Systems GmbH
Alte Strasse 9 65558 Holzheim Germany
www.diasys-diagnostics.com

TruLab N

LOT 28657

Cat. No. 5 9000 99 10 061 (6 x 5 mL)
5 9000 99 10 062 (20 x 5 mL)

 2023-01-31

respons[®]940



Updated sheets: www.diasys-diagnostics.com/service-area/value-sheets/


Value sheet version: 6

Short Name / Analyte	Method	Reagent ID	Value	Range	1 SD	Unit
ALB	Bromocresol green	1 0220	3.57	2.75 - 4.40	0.274	g/dL
Albumin			35.7	27.5 - 44.0	2.74	g/L
AP	IFCC 37°C	1 0441	76.0	57.0 - 95.0	6.33	U/L
Alkaline phosphatase			1.27	0.950 - 1.58	0.106	µkat/L
ALT/GPT	IFCC, with pyridoxal phosphate 37°C	1 2701 +	50.7	39.1 - 62.4	3.89	U/L
Alanine aminotransferase		2 5010	0.845	0.651 - 1.04	0.065	µkat/L
	without pyridoxal phosphate 37°C	1 2701	50.9	39.2 - 62.5	3.90	U/L
			0.848	0.653 - 1.04	0.065	µkat/L
AST/GOT	IFCC, with pyridoxal phosphate 37°C	1 2601 +	39.9	30.7 - 49.1	3.06	U/L
Aspartate aminotransferase		2 5010	0.665	0.512 - 0.818	0.051	µkat/L
	without pyridoxal phosphate 37°C	1 2601	38.9	29.9 - 47.8	2.98	U/L
			0.648	0.499 - 0.797	0.050	µkat/L
AMY	EPS G-7	1 0501	68.5	54.8 - 82.2	4.56	U/L
Amylase			1.14	0.913 - 1.37	0.076	µkat/L
PAMY	EPS G-7	1 0551	28.0	22.4 - 33.6	1.87	U/L
Pancreatic amylase			0.467	0.373 - 0.560	0.031	µkat/L
APOA1	Immunoturbidimetric	1 7102	126	101 - 151	8.39	mg/dL
Apolipoprotein A1			1.26	1.01 - 1.51	0.084	g/L
APOB	Immunoturbidimetric	1 7112	71.2	57.0 - 85.4	4.75	mg/dL
Apolipoprotein B			0.712	0.570 - 0.854	0.047	g/L
DBIL	DCA	1 0821	0.721	0.533 - 0.908	0.062	mg/dL
Direct Bilirubin			12.3	9.12 - 15.5	1.07	µmol/L
TBIL	DCA	1 0811	1.54	1.14 - 1.94	0.133	mg/dL
Total Bilirubin			26.3	19.4 - 33.1	2.28	µmol/L
CA	Phosphonazo	1 1181	2.16	1.92 - 2.39	0.079	mmol/L
Calcium			8.64	7.69 - 9.59	0.317	mg/dL
CL	Colorimetric	1 1221	99.5	90.6 - 108	2.99	mmol/L
Chloride			353	321 - 385	10.6	mg/dL
	Direct ISE	960405	101	92.2 - 110	3.04	mmol/L
			359	327 - 392	10.8	mg/dL
CHOL	CHOD-PAP	1 1300	146	126 - 167	6.82	mg/dL
Cholesterol			3.78	3.25 - 4.31	0.176	mmol/L
CHE	Butyrylthiocholin	1 1401	5981	4904 - 7058	359	U/L
Cholinesterase			99.7	81.7 - 118	5.98	µkat/L
CK	DGKC, IFCC 37°C	1 1601	147	117 - 176	9.78	U/L
Creatine kinase			2.45	1.96 - 2.93	0.163	µkat/L
CKMB	mAK, Immunological method, 37°C	1 1641	31.1	24.9 - 37.3	2.07	U/L
Creatine kinase			0.518	0.415 - 0.622	0.035	µkat/L
CREA	Jaffé, without compensation	1 1711	1.47	1.15 - 1.80	0.108	mg/dL
Creatinine			130	101 - 159	9.54	µmol/L
	Jaffé, with compensation	1 1711	1.34	1.05 - 1.64	0.098	mg/dL
			119	92.6 - 145	8.71	µmol/L
	Enzymatic PAP	1 1759	1.36	1.06 - 1.66	0.100	mg/dL
			120	93.9 - 147	8.83	µmol/L
GGT	IFCC, DGKC 1994 37°C	1 2801	28.6	22.3 - 34.9	2.09	U/L
γ-Glutamyltransferase			0.476	0.371 - 0.581	0.035	µkat/L
GLUC	GOD-PAP	1 2500	85.6	71.9 - 99.3	4.56	mg/dL
Glucose			4.75	3.99 - 5.51	0.253	mmol/L
	HK/G6P-DH	1 2511	83.3	70.0 - 96.7	4.44	mg/dL
			4.62	3.88 - 5.36	0.247	mmol/L
HDLC	Immunoinhibition	1 3521	40.9	35.2 - 46.6	1.91	mg/dL
HDL-Cholesterol			1.06	0.910 - 1.21	0.049	mmol/L
	Direct, colorimetric	1 3561	45.0	38.7 - 51.3	2.10	mg/dL
			1.16	1.00 - 1.33	0.054	mmol/L

TruLab N

LOT 28657

Cat. No. 5 9000 99 10 061 (6 x 5 mL)
5 9000 99 10 062 (20 x 5 mL)

 2023-01-31

respons[®]940



Updated sheets: www.diasys-diagnostics.com/service-area/value-sheets/

Value sheet version: 6

Short Name / Analyte	Method	Reagent ID	Value	Range	1 SD	Unit
HBUT β-Hydroxybutyrate	β-HBDH / Diaphorase 37°C	1 3701	0.306	0.245 - 0.368	0.020	mmol/L
			3.19	2.55 - 3.83	0.213	mg/dL
	β-HBDH 37°C	1 3711	0.329	0.263 - 0.394	0.022	mmol/L
			3.42	2.74 - 4.11	0.228	mg/dL
IgA Immunoglobulin A	Immunoturbidimetric	1 7202	159	121 - 198	12.8	mg/dL
			1.59	1.21 - 1.98	0.128	g/L
IgE Immunoglobulin E	Immunoturbidimetric	1 7239	98.7	78.9 - 118	6.58	IU/mL
			237	189 - 284	15.8	ng/mL
IgG Immunoglobulin G	Immunoturbidimetric	1 7212	811	649 - 973	54.1	mg/dL
			8.11	6.49 - 9.73	0.541	g/L
IgM Immunoglobulin M	Immunoturbidimetric	1 7222	79.1	57.0 - 101	7.38	mg/dL
			0.791	0.570 - 1.01	0.074	g/L
FE Iron	Ferene	1 1911	84.5	72.7 - 96.3	3.94	µg/dL
			15.1	13.0 - 17.3	0.706	µmol/L
LACT Lactate	LDH UV	1 4001	10.8	8.55 - 13.1	0.758	mg/dL
			1.20	0.949 - 1.45	0.084	mmol/L
LDH Lactate dehydrogenase	IFCC, DGKC 1994 37°C	1 4211	136	112 - 161	8.16	U/L
			2.27	1.86 - 2.68	0.136	µkat/L
	IFCC, modified	1 4251	139	114 - 164	8.35	U/L
			2.32	1.90 - 2.74	0.139	µkat/L
LDLC LDL-Cholesterol	Homogenous Select, TruCal Lipid	1 4121	77.5	66.7 - 88.4	3.62	mg/dL
			2.00	1.72 - 2.29	0.094	mmol/L
	Direct, colorimetric	1 4131	76.5	65.8 - 87.2	3.57	mg/dL
			1.98	1.70 - 2.26	0.092	mmol/L
LPS Lipase	Colorimetric	1 4321	53.4	42.7 - 64.1	3.56	U/L
			0.890	0.712 - 1.07	0.059	µkat/L
LI Lithium	Direct ISE	960406	1.00	0.861 - 1.14	0.047	mmol/L
			0.695	0.598 - 0.792	0.032	mg/dL
MG Magnesium	Xylidyl blue	1 4610	0.822	0.690 - 0.954	0.044	mmol/L
			2.00	1.68 - 2.32	0.107	mg/dL
PO3 Phosphorus	Molybdate UV	1 5211	2.98	2.44 - 3.52	0.179	mg/dL
			0.962	0.789 - 1.14	0.058	mmol/L
K Potassium	Enzymatic	1 5221	3.93	3.58 - 4.29	0.118	mmol/L
			15.4	14.0 - 16.8	0.461	mg/dL
	Direct ISE	960403	3.98	3.62 - 4.34	0.120	mmol/L
			15.6	14.2 - 17.0	0.467	mg/dL
Na Sodium	Enzymatic	1 4808	129	122 - 137	2.59	mmol/L
			297	280 - 315	5.95	mg/dL
	Direct ISE	960402	138	129 - 146	2.75	mmol/L
			316	297 - 335	6.33	mg/dL
TP Total Protein	Biuret, with sample blank	1 2311	5.51	4.90 - 6.11	0.202	g/dL
			55.1	49.0 - 61.1	2.02	g/L
TRF Transferrin	Immunoturbidimetric	1 7252	214	171 - 257	14.3	mg/dL
			2.14	1.71 - 2.57	0.143	g/L
TRIG Triglycerides	GPO-PAP	1 5710	87.0	71.4 - 103	5.22	mg/dL
			0.980	0.803 - 1.16	0.059	mmol/L
UIBC Unsat.Iron Binding Cap.	Ferene	1 1921	256	205 - 307	17.1	µg/dL
			45.8	36.7 - 55.0	3.06	µmol/L
UREA Urea	Urease UV	1 3101	36.2	28.2 - 44.1	2.65	mg/dL
			6.02	4.70 - 7.34	0.441	mmol/L
UA Uric Acid	TOOS	1 3001	5.07	4.36 - 5.78	0.236	mg/dL
			301	259 - 344	14.1	µmol/L




DiaSys Diagnostic Systems GmbH
Alte Strasse 9 65558 Holzheim Germany
www.diasys-diagnostics.com



TruLab N

LOT 28657

Cat. No. 5 9000 99 10 061 (6 x 5 mL)
5 9000 99 10 062 (20 x 5 mL)

 2023-01-31

BioMajesty®



Updated sheets: www.diasys-diagnostics.com/service-area/value-sheets/


Value sheet version: 6

Short Name / Analyte	Method	Reagent ID	Value	Range	1 SD	Unit
ALB	Bromcresol green	1 0220	3.57	2.75 - 4.40	0.274	g/dL
Albumin			35.7	27.5 - 44.0	2.74	g/L
AP	IFCC 37°C	1 0441	76.0	57.0 - 95.0	6.33	U/L
Alkaline phosphatase			1.27	0.950 - 1.58	0.106	µkat/L
ALT/GPT	IFCC, with pyridoxal phosphate 37°C	1 2701 +	50.7	39.1 - 62.4	3.89	U/L
Alanine aminotransferase		2 5010	0.845	0.651 - 1.04	0.065	µkat/L
	without pyridoxal phosphate 37°C	1 2701	50.9	39.2 - 62.5	3.90	U/L
			0.848	0.653 - 1.04	0.065	µkat/L
AST/GOT	IFCC, with pyridoxal phosphate 37°C	1 2601 +	39.9	30.7 - 49.1	3.06	U/L
Aspartate aminotransferase		2 5010	0.665	0.512 - 0.818	0.051	µkat/L
	without pyridoxal phosphate 37°C	1 2601	38.9	29.9 - 47.8	2.98	U/L
			0.648	0.499 - 0.797	0.050	µkat/L
AMY	EPS G-7	1 0501	68.5	54.8 - 82.2	4.56	U/L
Amylase			1.14	0.913 - 1.37	0.076	µkat/L
PAMY	EPS G-7	1 0551	28.0	22.4 - 33.6	1.87	U/L
Pancreatic amylase			0.467	0.373 - 0.560	0.031	µkat/L
APOA1	Immunoturbidimetric	1 7102	126	101 - 151	8.39	mg/dL
Apolipoprotein A1			1.26	1.01 - 1.51	0.084	g/L
APOB	Immunoturbidimetric	1 7112	71.2	57.0 - 85.4	4.75	mg/dL
Apolipoprotein B			0.712	0.570 - 0.854	0.047	g/L
DBIL	DCA	1 0821	0.721	0.533 - 0.908	0.062	mg/dL
Direct Bilirubin			12.3	9.12 - 15.5	1.07	µmol/L
TBIL	DCA	1 0811	1.54	1.14 - 1.94	0.133	mg/dL
Total Bilirubin			26.3	19.4 - 33.1	2.28	µmol/L
CA	Phosphonazo	1 1181	2.16	1.92 - 2.39	0.079	mmol/L
Calcium			8.64	7.69 - 9.59	0.317	mg/dL
CL	Indirect ISE	980132	98.6	89.7 - 107	2.96	mmol/L
Chloride			350	318 - 381	10.5	mg/dL
CHOL	CHOD-PAP	1 1300	146	126 - 167	6.82	mg/dL
Cholesterol			3.78	3.25 - 4.31	0.176	mmol/L
CHE	Butyrylthiocholin	1 1401	5981	4904 - 7058	359	U/L
Cholinesterase			99.7	81.7 - 118	5.98	µkat/L
CK	DGKC, IFCC 37°C	1 1601	147	117 - 176	9.78	U/L
Creatine kinase			2.45	1.96 - 2.93	0.163	µkat/L
CKMB	mAK, Immunological method, 37°C	1 1641	31.1	24.9 - 37.3	2.07	U/L
Creatine kinase			0.518	0.415 - 0.622	0.035	µkat/L
CREA	Jaffé, without compensation	1 1711	1.47	1.15 - 1.80	0.108	mg/dL
Creatinine			130	101 - 159	9.54	µmol/L
	Jaffé, with compensation	1 1711	1.34	1.05 - 1.64	0.098	mg/dL
			119	92.6 - 145	8.71	µmol/L
	Enzymatic PAP	1 1759	1.36	1.06 - 1.66	0.100	mg/dL
			120	93.9 - 147	8.83	µmol/L
GGT	IFCC, DGKC 1994 37°C	1 2801	28.6	22.3 - 34.9	2.09	U/L
γ-Glutamyltransferase			0.476	0.371 - 0.581	0.035	µkat/L
GLUC	HK/G6P-DH	1 2511	83.3	70.0 - 96.7	4.44	mg/dL
Glucose			4.62	3.88 - 5.36	0.247	mmol/L

TruLab N

LOT 28657

Cat. No. 5 9000 99 10 061 (6 x 5 mL)
5 9000 99 10 062 (20 x 5 mL)

 2023-01-31

BioMajesty[®]



Updated sheets: www.diasys-diagnostics.com/service-area/value-sheets/

Value sheet version: 6

Short Name / Analyte	Method	Reagent ID	Value	Range	1 SD	Unit
HDLC HDL-Cholesterol	Immunoinhibition	1 3521	40.9	35.2 - 46.6	1.91	mg/dL
			1.06	0.910 - 1.21	0.049	mmol/L
	Direct, colorimetric	1 3561	45.0	38.7 - 51.3	2.10	mg/dL
			1.16	1.00 - 1.33	0.054	mmol/L
HBUT β-Hydroxybutyrate	β-HBDH / Diaphorase 37°C	1 3701	0.306	0.245 - 0.368	0.020	mmol/L
			3.19	2.55 - 3.83	0.213	mg/dL
	β-HBDH 37°C	1 3711	0.329	0.263 - 0.394	0.022	mmol/L
			3.42	2.74 - 4.11	0.228	mg/dL
IgA Immunoglobulin A	Immunoturbidimetric	1 7202	159	121 - 198	12.8	mg/dL
			1.59	1.21 - 1.98	0.128	g/L
IgE Immunoglobulin E	Immunoturbidimetric	1 7239	98.7	78.9 - 118	6.58	IU/mL
			237	189 - 284	15.8	ng/mL
IgG Immunoglobulin G	Immunoturbidimetric	1 7212	811	649 - 973	54.1	mg/dL
			8.11	6.49 - 9.73	0.541	g/L
IgM Immunoglobulin M	Immunoturbidimetric	1 7222	79.1	57.0 - 101	7.38	mg/dL
			0.791	0.570 - 1.01	0.074	g/L
FE Iron	Ferene	1 1911	78.1	67.2 - 89.1	3.65	µg/dL
			14.0	12.0 - 16.0	0.653	µmol/L
LACT Lactate	LDH UV	1 4001	10.8	8.55 - 13.1	0.758	mg/dL
			1.20	0.949 - 1.45	0.084	mmol/L
LDH Lactate dehydrogenase	IFCC, DGKC 1994 37°C	1 4211	136	112 - 161	8.16	U/L
			2.27	1.86 - 2.68	0.136	µkat/L
	IFCC, modified	1 4251	136	112 - 161	8.16	U/L
			2.27	1.86 - 2.68	0.136	µkat/L
LDLC LDL-Cholesterol	Homogenous Select, TruCal Lipid	1 4121	79.8	68.6 - 91.0	3.72	mg/dL
			2.06	1.78 - 2.35	0.096	mmol/L
	Direct, colorimetric	1 4131	76.5	65.8 - 87.2	3.57	mg/dL
			1.98	1.70 - 2.26	0.092	mmol/L
LPS Lipase	Colorimetric	1 4321	53.4	42.7 - 64.1	3.56	U/L
			0.890	0.712 - 1.07	0.059	µkat/L
MG Magnesium	Xylidyl blue	1 4610	0.822	0.690 - 0.954	0.044	mmol/L
			2.00	1.68 - 2.32	0.107	mg/dL
PL Phospholipids	Enzymatic	1 5741	166	133 - 199	11.1	mg/dL
			2.14	1.71 - 2.57	0.143	mmol/L
PO3 Phosphorus	Molybdate UV	1 5211	2.98	2.44 - 3.52	0.179	mg/dL
			0.962	0.789 - 1.14	0.058	mmol/L
K Potassium	Indirect ISE	980131	3.89	3.54 - 4.24	0.117	mmol/L
			15.2	13.8 - 16.6	0.456	mg/dL
Na Sodium	Indirect ISE	980130	131	123 - 139	2.63	mmol/L
			302	284 - 320	6.04	mg/dL
TP Total Protein	Biuret, with sample blank	1 2311	5.51	4.90 - 6.11	0.202	g/dL
			55.1	49.0 - 61.1	2.02	g/L
TRF Transferrin	Immunoturbidimetric	1 7252	214	171 - 257	14.3	mg/dL
			2.14	1.71 - 2.57	0.143	g/L
TRIG Triglycerides	GPO-PAP	1 5710	87.0	71.4 - 103	5.22	mg/dL
			0.980	0.803 - 1.16	0.059	mmol/L
UIBC Unsat.Iron Binding Cap.	Ferene	1 1921	256	205 - 307	17.1	µg/dL
			45.8	36.7 - 55.0	3.06	µmol/L
UREA Urea	Urease UV	1 3101	36.2	28.2 - 44.1	2.65	mg/dL
			6.02	4.70 - 7.34	0.441	mmol/L
UA Uric Acid	TOOS	1 3001	5.07	4.36 - 5.78	0.236	mg/dL
			301	259 - 344	14.1	µmol/L



DiaSys Diagnostic Systems GmbH
Alte Strasse 9 65558 Holzheim Germany
www.diasys-diagnostics.com