

TruLab P

LOT 28658

Cat. No. 5 9050 99 10 061 (6 x 5 mL)
5 9050 99 10 062 (20 x 5 mL)



2023-01-31




Updated sheets: www.diasys-diagnostics.com/service-area/value-sheets/

Value sheet version: 5

Short Name / Analyte	Method	Reagent ID	Value	Range	Unit
ALB Albumin	Bromcresol green	1 0220	5.42	4.17 - 6.67	g/dL
			54.2	41.7 - 66.7	g/L
AP Alkaline phosphatase	IFCC 37°C	1 0441	194	146 - 243	U/L
			3.24	2.43 - 4.05	µkat/L
	DGKC 1970 37°C	1 0401	300	225 - 375	U/L
			5.00	3.75 - 6.25	µkat/L
ALT/GPT Alanine aminotransferase	IFCC, with pyridoxal phosphate 37°C	1 2701 +	124	95.4 - 152	U/L
			2 5010	2.06	1.59 - 2.54
	without pyridoxal phosphate 37°C	1 2701	122	94.3 - 151	U/L
			2.04	1.57 - 2.51	µkat/L
AST/GOT Aspartate aminotransferase	IFCC, with pyridoxal phosphate 37°C	1 2601 +	180	139 - 222	U/L
			2 5010	3.01	2.31 - 3.70
	without pyridoxal phosphate 37°C	1 2601	180	138 - 221	U/L
			3.00	2.31 - 3.69	µkat/L
AMY Amylase	EPS G-7	1 0501	230	184 - 276	U/L
			3.83	3.06 - 4.59	µkat/L
PAMY Pancreatic amylase	EPS G-7	1 0551	110	88.3 - 132	U/L
			1.84	1.47 - 2.21	µkat/L
APOA1 Apolipoprotein A1	Immunoturbidimetric	1 7102	200	160 - 240	mg/dL
			2.00	1.60 - 2.40	g/L
APOB Apolipoprotein B	Immunoturbidimetric	1 7112	115	91.8 - 138	mg/dL
			1.15	0.918 - 1.38	g/L
BILE Total Bile Acids	Enzymatic cycling method	1 2238	42.8	34.3 - 51.4	µmol/L
DBIL Direct Bilirubin	DCA	1 0821	1.60	1.18 - 2.01	mg/dL
			27.3	20.2 - 34.4	µmol/L
	Jendrassik-Grof	1 0849	1.76	1.30 - 2.22	mg/dL
			30.1	22.2 - 37.9	µmol/L
TBIL Total Bilirubin	DCA	1 0811	4.61	3.41 - 5.81	mg/dL
			78.8	58.3 - 99.3	µmol/L
	Jendrassik-Grof	1 0849	4.78	3.54 - 6.02	mg/dL
			81.7	60.5 - 103	µmol/L
CA Calcium	Arsenazo	1 1130	3.08	2.74 - 3.42	mmol/L
			12.4	11.0 - 13.7	mg/dL
	Phosphonazo	1 1181	3.10	2.76 - 3.44	mmol/L
			12.4	11.1 - 13.8	mg/dL
CL Chloride	Colorimetric	1 1221	132	120 - 144	mmol/L
			468	426 - 510	mg/dL
CHOL Cholesterol	CHOD-PAP	1 1300 +	232	200 - 265	mg/dL
			1 1350	6.01	5.17 - 6.85
CHE Cholinesterase	Butyrylthiocholin	1 1401	9029	7404 - 10654	U/L
			150	123 - 178	µkat/L
CK Creatine kinase	DGKC, IFCC 37°C	1 1601	266	213 - 319	U/L
			4.43	3.54 - 5.31	µkat/L

TruLab P

LOT 28658



Cat. No. 5 9050 99 10 061 (6 x 5 mL)
5 9050 99 10 062 (20 x 5 mL)



2023-01-31



Updated sheets: www.diasys-diagnostics.com/service-area/value-sheets/

Value sheet version: 5

Short Name / Analyte	Method	Reagent ID	Value	Range	Unit
CKMB Creatine kinase	mAK, Immunological method, 37°C	1 1641	64.5	51.6 - 77.4	U/L
			1.07	0.860 - 1.29	µkat/L
CREA Creatinine	Jaffé, without compensation	1 1711	4.69	3.66 - 5.73	mg/dL
			415	324 - 506	µmol/L
	Jaffé, with compensation	1 1711	4.92	3.84 - 6.00	mg/dL
			435	339 - 531	µmol/L
Enzymatic PAP	1 1759	4.84	3.78 - 5.91	mg/dL	
		428	334 - 522	µmol/L	
GGT γ-Glutamyltransferase	IFCC, DGKC 1994 37°C	1 2801	100	78.1 - 122	U/L
			1.67	1.30 - 2.04	µkat/L
	Szasz 37°C	1 2801	88.6	69.1 - 108	U/L
			1.48	1.15 - 1.80	µkat/L
GLDH Glutamat dehydrogenase	DGKC 1970 37°C	1 2411	32.3	25.8 - 38.7	U/L
			0.538	0.430 - 0.645	µkat/L
GLUC Glucose	GOD-PAP	1 2500 +	283	238 - 329	mg/dL
			1 2550	15.7	13.2 - 18.2
	HK/G6P-DH	1 2511	279	234 - 323	mg/dL
			15.5	13.0 - 17.9	mmol/L
Gluc-DH	1 2531	274	230 - 318	mg/dL	
		15.2	12.8 - 17.7	mmol/L	
HBDH α-Hydroxybutyrate dehydro.	DGKC 37°C	1 3201	260	208 - 312	U/L
			4.33	3.46 - 5.19	µkat/L
HDLC HDL-Cholesterol	Immunoinhibition	1 3521	62.5	53.8 - 71.3	mg/dL
			1.62	1.39 - 1.84	mmol/L
			Direct, colorimetric	1 3561	68.7
			1.78	1.53 - 2.03	mmol/L
HBUT β-Hydroxybutyrate	β-HBDH / Diaphorase 37°C	1 3701	0.973	0.778 - 1.17	mmol/L
			10.1	8.10 - 12.2	mg/dL
	β-HBDH 37°C	1 3711	1.07	0.855 - 1.28	mmol/L
			11.1	8.90 - 13.4	mg/dL
IgA Immunoglobulin A	Immunoturbidimetric	1 7202	255	194 - 316	mg/dL
			2.55	1.94 - 3.16	g/L
IgE Immunoglobulin E	Immunoturbidimetric	1 7239	134	108 - 161	IU/mL
			323	258 - 387	ng/mL
IgG Immunoglobulin G	Immunoturbidimetric	1 7212	1355	1084 - 1626	mg/dL
			13.5	10.8 - 16.3	g/L
IgM Immunoglobulin M	Immunoturbidimetric	1 7222	121	87.1 - 155	mg/dL
			1.21	0.871 - 1.55	g/L
FE Iron	Ferene	1 1911	245	211 - 279	µg/dL
			43.9	37.7 - 50.0	µmol/L
LACT Lactate	LDH UV	1 4001	32.1	25.4 - 38.9	mg/dL
			3.57	2.82 - 4.31	mmol/L
LDH Lactate dehydrogenase	IFCC, DGKC 1994 37°C	1 4211	295	242 - 348	U/L
			4.92	4.04 - 5.81	µkat/L
	DGKC opt. 1970 37°C	1 4201	478	392 - 563	U/L
			7.96	6.53 - 9.39	µkat/L

TruLab P

LOT 28658

Cat. No. 5 9050 99 10 061 (6 x 5 mL)
5 9050 99 10 062 (20 x 5 mL)



2023-01-31



Updated sheets: www.diasys-diagnostics.com/service-area/value-sheets/

Value sheet version: 5


Short Name / Analyte	Method	Reagent ID	Value	Range	Unit
LDLC LDL-Cholesterol	Homogenous Select, TruCal Lipid	1 4121	127	109 - 145	mg/dL
			3.28	2.82 - 3.74	mmol/L
	Direct, colorimetric	1 4131	124	107 - 142	mg/dL
			3.22	2.77 - 3.67	mmol/L
LPS Lipase	Colorimetric	1 4321	101	80.7 - 121	U/L
			1.68	1.35 - 2.02	µkat/L
MG Magnesium	Xylidyl blue	1 4610	1.95	1.64 - 2.27	mmol/L
			4.75	3.99 - 5.51	mg/dL
PL Phospholipids	Enzymatic	1 5741	259	207 - 311	mg/dL
			3.35	2.68 - 4.01	mmol/L
PO3 Phosphorus	Molybdate UV, substrate start	1 5211	7.24	5.93 - 8.54	mg/dL
			2.34	1.92 - 2.76	mmol/L
	Molybdate UV, sample start	1 5211	7.11	5.83 - 8.38	mg/dL
			2.29	1.88 - 2.71	mmol/L
K Potassium	Enzymatic	1 5221	7.61	6.93 - 8.30	mmol/L
			29.8	27.1 - 32.4	mg/dL
Na Sodium	Enzymatic	1 4808	156	147 - 165	mmol/L
			358	337 - 380	mg/dL
TP Total Protein	Biuret, without sample blank	1 2311	9.76	8.68 - 10.8	g/dL
			97.6	86.8 - 108	g/L
	Biuret, with sample blank	1 2311	8.61	7.66 - 9.56	g/dL
			86.1	76.6 - 95.6	g/L
TRF Transferrin	Immunoturbidimetric	1 7252	329	263 - 395	mg/dL
			3.29	2.63 - 3.95	g/L
TRIG Triglycerides	GPO-PAP	1 5760	194	159 - 229	mg/dL
		1 5710	2.19	1.79 - 2.58	mmol/L
UREA Urea	Urease UV	1 3101	155	121 - 189	mg/dL
			25.7	20.1 - 31.4	mmol/L
	Colorimetric, Berthelot	1 3115	159	124 - 193	mg/dL
			26.4	20.6 - 32.2	mmol/L
UA Uric Acid	TBHBA	1 3021	8.25	7.10 - 9.41	mg/dL
			491	422 - 559	µmol/L
	TOOS	1 3001	8.40	7.22 - 9.58	mg/dL
			500	430 - 570	µmol/L



DiaSys Diagnostic Systems GmbH
Alte Strasse 9 65558 Holzheim Germany
www.diasys-diagnostics.com

TruLab P

LOT 28658



Cat. No. 5 9050 99 10 061 (6 x 5 mL)
5 9050 99 10 062 (20 x 5 mL)



2023-01-31

Sensostar **Sensostar**
GLHsix GL30 touch



IVD

Updated sheets: www.diasys-diagnostics.com/service-area/value-sheets/

Value sheet version: 5

Short Name / Analyte	Method	Reagent ID	Value	Range	Unit
GLUC	Amperometric	Biosensor	295	247 - 342	mg/dL
Glucose			16.4	13.7 - 19.0	mmol/L
LACT	Amperometric	Biosensor	37.7	29.8 - 45.7	mg/dL
Lactate			4.19	3.31 - 5.07	mmol/L




DiaSys Diagnostic Systems GmbH
Alte Strasse 9 65558 Holzheim Germany
www.diasys-diagnostics.com

TruLab P

LOT 28658



Cat. No. 5 9050 99 10 061 (6 x 5 mL)
5 9050 99 10 062 (20 x 5 mL)

 2023-01-31

respons[®]910



Updated sheets: www.diasys-diagnostics.com/service-area/value-sheets/

Value sheet version: 5


Short Name / Analyte	Method	Reagent ID	Value	Range	Unit
ALB Albumin	Bromcresol green	1 0220	5.42 54.2	4.17 - 6.67 41.7 - 66.7	g/dL g/L
AP Alkaline phosphatase	IFCC 37°C	1 0441	194 3.24	146 - 243 2.43 - 4.05	U/L µkat/L
ALT/GPT Alanine aminotransferase	IFCC, with pyridoxal phosphate 37°C	1 2701 +	124	95.4 - 152	U/L
	without pyridoxal phosphate 37°C	2 5010 1 2701	2.06 122	1.59 - 2.54 94.3 - 151	µkat/L U/L
			2.04	1.57 - 2.51	µkat/L
AST/GOT Aspartate aminotransferase	IFCC, with pyridoxal phosphate 37°C	1 2601 +	180	139 - 222	U/L
	without pyridoxal phosphate 37°C	2 5010 1 2601	3.01 180	2.31 - 3.70 138 - 221	µkat/L U/L
			3.00	2.31 - 3.69	µkat/L
AMY Amylase	EPS G-7	1 0501	230 3.83	184 - 276 3.06 - 4.59	U/L µkat/L
PAMY Pancreatic amylase	EPS G-7	1 0551	110 1.84	88.3 - 132 1.47 - 2.21	U/L µkat/L
APOA1 Apolipoprotein A1	Immunoturbidimetric	1 7102	200 2.00	160 - 240 1.60 - 2.40	mg/dL g/L
APOB Apolipoprotein B	Immunoturbidimetric	1 7112	115 1.15	91.8 - 138 0.918 - 1.38	mg/dL g/L
BILE Total Bile Acids	Enzymatic cycling method	1 2238	42.8	34.3 - 51.4	µmol/L
DBIL Direct Bilirubin	DCA	1 0821	1.60 27.3	1.18 - 2.01 20.2 - 34.4	mg/dL µmol/L
TBIL Total Bilirubin	DCA	1 0811	4.61 78.8	3.41 - 5.81 58.3 - 99.3	mg/dL µmol/L
CA Calcium	Phosphonazo	1 1181	3.10 12.4	2.76 - 3.44 11.1 - 13.8	mmol/L mg/dL
CL Chloride	Colorimetric	1 1221	132 468	120 - 144 426 - 510	mmol/L mg/dL
CHOL Cholesterol	CHOD-PAP	1 1300	232 6.01	200 - 265 5.17 - 6.85	mg/dL mmol/L
CHE Cholinesterase	Butyrylthiocholin	1 1401	9029 150	7404 - 10654 123 - 178	U/L µkat/L
CK Creatine kinase	DGKC, IFCC 37°C	1 1601	266 4.43	213 - 319 3.54 - 5.31	U/L µkat/L
CKMB Creatine kinase	mAK, Immunological method, 37°C	1 1641	64.5 1.07	51.6 - 77.4 0.860 - 1.29	U/L µkat/L
CREA Creatinine	Jaffé, without compensation	1 1711	4.69 415	3.66 - 5.73 324 - 506	mg/dL µmol/L
	Jaffé, with compensation	1 1711	4.92 435	3.84 - 6.00 339 - 531	mg/dL µmol/L
	Enzymatic PAP	1 1759	4.84 428	3.78 - 5.91 334 - 522	mg/dL µmol/L
GGT γ-Glutamyltransferase	IFCC, DGKC 1994 37°C	1 2801	100 1.67	78.1 - 122 1.30 - 2.04	U/L µkat/L
GLUC Glucose	GOD-PAP	1 2500	283 15.7	238 - 329 13.2 - 18.2	mg/dL mmol/L
	HK/G6P-DH	1 2511	279 15.5	234 - 323 13.0 - 17.9	mg/dL mmol/L
HDLC HDL-Cholesterol	Immunoinhibition	1 3521	62.5 1.62	53.8 - 71.3 1.39 - 1.84	mg/dL mmol/L
	Direct, colorimetric	1 3561	68.7 1.78	59.1 - 78.3 1.53 - 2.03	mg/dL mmol/L

TruLab P

LOT 28658



Cat. No. 5 9050 99 10 061 (6 x 5 mL)
5 9050 99 10 062 (20 x 5 mL)

 2023-01-31

respons⁹¹⁰



Updated sheets: www.diasys-diagnostics.com/service-area/value-sheets/

Value sheet version: 5

Short Name / Analyte	Method	Reagent ID	Value	Range	Unit
HBUT β-Hydroxybutyrate	β-HBDH / Diaphorase 37°C	1 3701	0.973	0.778 - 1.17	mmol/L
			10.1	8.10 - 12.2	mg/dL
	β-HBDH 37°C	1 3711	1.07	0.855 - 1.28	mmol/L
			11.1	8.90 - 13.4	mg/dL
IgA Immunoglobulin A	Immunoturbidimetric	1 7202	255	194 - 316	mg/dL
			2.55	1.94 - 3.16	g/L
IgE Immunoglobulin E	Immunoturbidimetric	1 7239	134	108 - 161	IU/mL
			323	258 - 387	ng/mL
IgG Immunoglobulin G	Immunoturbidimetric	1 7212	1355	1084 - 1626	mg/dL
			13.5	10.8 - 16.3	g/L
IgM Immunoglobulin M	Immunoturbidimetric	1 7222	121	87.1 - 155	mg/dL
			1.21	0.871 - 1.55	g/L
FE Iron	Ferene	1 1911	245	211 - 279	µg/dL
			43.9	37.7 - 50.0	µmol/L
LACT Lactate	LDH UV	1 4001	32.1	25.4 - 38.9	mg/dL
			3.57	2.82 - 4.31	mmol/L
LDH Lactate dehydrogenase	IFCC, DGKC 1994 37°C	1 4211	295	242 - 348	U/L
			4.92	4.04 - 5.81	µkat/L
LDLC LDL-Cholesterol	Homogenous Select, TruCal Lipid	1 4121	127	109 - 145	mg/dL
			3.28	2.82 - 3.74	mmol/L
		1 4131	124	107 - 142	mg/dL
			3.22	2.77 - 3.67	mmol/L
LPS Lipase	Colorimetric	1 4321	101	80.7 - 121	U/L
			1.68	1.35 - 2.02	µkat/L
MG Magnesium	Xylidyl blue	1 4610	1.95	1.64 - 2.27	mmol/L
			4.75	3.99 - 5.51	mg/dL
PL Phospholipids	Enzymatic	1 5741	259	207 - 311	mg/dL
			3.35	2.68 - 4.01	mmol/L
PO3 Phosphorus	Molybdate UV	1 5211	7.24	5.93 - 8.54	mg/dL
			2.34	1.92 - 2.76	mmol/L
K Potassium	Enzymatic	1 5221	7.61	6.93 - 8.30	mmol/L
			29.8	27.1 - 32.4	mg/dL
Na Sodium	Enzymatic	1 4808	156	147 - 165	mmol/L
			358	337 - 380	mg/dL
TP Total Protein	Biuret, with sample blank	1 2311	8.61	7.66 - 9.56	g/dL
			86.1	76.6 - 95.6	g/L
TRF Transferrin	Immunoturbidimetric	1 7252	329	263 - 395	mg/dL
			3.29	2.63 - 3.95	g/L
TRIG Triglycerides	GPO-PAP	1 5710	194	159 - 229	mg/dL
			2.19	1.79 - 2.58	mmol/L
UREA Urea	Urease UV	1 3101	155	121 - 189	mg/dL
			25.7	20.1 - 31.4	mmol/L
UA Uric Acid	TOOS	1 3001	8.40	7.22 - 9.58	mg/dL
			500	430 - 570	µmol/L



DiaSys Diagnostic Systems GmbH
Alte Strasse 9 65558 Holzheim Germany
www.diasys-diagnostics.com

TruLab P

LOT 28658



Cat. No. 5 9050 99 10 061 (6 x 5 mL)
5 9050 99 10 062 (20 x 5 mL)

2023-01-31

respons[®] 920



Updated sheets: www.diasys-diagnostics.com/service-area/value-sheets/


Value sheet version: 5

Short Name / Analyte	Method	Reagent ID	Value	Range	1 SD	Unit
ALB Albumin	Bromcresol green	1 0220	5.42	4.17 - 6.67	0.416	g/dL
			54.2	41.7 - 66.7	4.16	g/L
AP Alkaline phosphatase	IFCC 37°C	1 0441	194	146 - 243	16.2	U/L
			3.24	2.43 - 4.05	0.270	µkat/L
ALT/GPT Alanine aminotransferase	IFCC, with pyridoxal phosphate 37°C	1 2701 +	124	95.4 - 152	9.49	U/L
		2 5010	2.06	1.59 - 2.54	0.158	µkat/L
	without pyridoxal phosphate 37°C	1 2701	122	94.3 - 151	9.38	U/L
			2.04	1.57 - 2.51	0.156	µkat/L
AST/GOT Aspartate aminotransferase	IFCC, with pyridoxal phosphate 37°C	1 2601 +	180	139 - 222	13.8	U/L
		2 5010	3.01	2.31 - 3.70	0.230	µkat/L
	without pyridoxal phosphate 37°C	1 2601	180	138 - 221	13.8	U/L
			3.00	2.31 - 3.69	0.230	µkat/L
AMY Amylase	EPS G-7	1 0501	230	184 - 276	15.3	U/L
			3.83	3.06 - 4.59	0.255	µkat/L
PAMY Pancreatic amylase	EPS G-7	1 0551	110	88.3 - 132	7.36	U/L
			1.84	1.47 - 2.21	0.123	µkat/L
APOA1 Apolipoprotein A1	Immunoturbidimetric	1 7102	200	160 - 240	13.4	mg/dL
			2.00	1.60 - 2.40	0.134	g/L
APOB Apolipoprotein B	Immunoturbidimetric	1 7112	115	91.8 - 138	7.65	mg/dL
			1.15	0.918 - 1.38	0.077	g/L
DBIL Direct Bilirubin	DCA	1 0821	1.60	1.18 - 2.01	0.138	mg/dL
			27.3	20.2 - 34.4	2.37	µmol/L
TBIL Total Bilirubin	DCA	1 0811	4.61	3.41 - 5.81	0.400	mg/dL
			78.8	58.3 - 99.3	6.83	µmol/L
CA Calcium	Phosphonazo	1 1181	3.10	2.76 - 3.44	0.114	mmol/L
			12.4	11.1 - 13.8	0.456	mg/dL
CL Chloride	Colorimetric	1 1221	132	120 - 144	3.96	mmol/L
			468	426 - 510	14.0	mg/dL
	Direct ISE	960405	134	122 - 146	4.01	mmol/L
			474	431 - 516	14.2	mg/dL
CHOL Cholesterol	CHOD-PAP	1 1300	232	200 - 265	10.8	mg/dL
			6.01	5.17 - 6.85	0.280	mmol/L
CHE Cholinesterase	Butyrylthiocholin	1 1401	9029	7404 - 10654	542	U/L
			150	123 - 178	9.03	µkat/L
CK Creatine kinase	DGKC, IFCC 37°C	1 1601	266	213 - 319	17.7	U/L
			4.43	3.54 - 5.31	0.295	µkat/L
CKMB Creatine kinase	mAK, Immunological method, 37°C	1 1641	64.5	51.6 - 77.4	4.30	U/L
			1.07	0.860 - 1.29	0.072	µkat/L
CREA Creatinine	Jaffé, without compensation	1 1711	4.69	3.66 - 5.73	0.344	mg/dL
			415	324 - 506	30.4	µmol/L
	Jaffé, with compensation	1 1711	4.92	3.84 - 6.00	0.361	mg/dL
			435	339 - 531	31.9	µmol/L
	Enzymatic PAP	1 1759	4.84	3.78 - 5.91	0.355	mg/dL
			428	334 - 522	31.4	µmol/L
GGT γ-Glutamyltransferase	IFCC, DGKC 1994 37°C	1 2801	100	78.1 - 122	7.34	U/L
			1.67	1.30 - 2.04	0.122	µkat/L
GLUC Glucose	GOD-PAP	1 2500	283	238 - 329	15.1	mg/dL
			15.7	13.2 - 18.2	0.839	mmol/L
	HK/G6P-DH	1 2511	279	234 - 323	14.9	mg/dL
			15.5	13.0 - 17.9	0.824	mmol/L
HDLC HDL-Cholesterol	Immuno-inhibition	1 3521	62.5	53.8 - 71.3	2.92	mg/dL
			1.62	1.39 - 1.84	0.075	mmol/L
	Direct, colorimetric	1 3561	68.7	59.1 - 78.3	3.21	mg/dL
			1.78	1.53 - 2.03	0.083	mmol/L

TruLab P

LOT 28658

Cat. No. 5 9050 99 10 061 (6 x 5 mL)
5 9050 99 10 062 (20 x 5 mL)

 2023-01-31

respons[®] 920



Updated sheets: www.diasys-diagnostics.com/service-area/value-sheets/

Value sheet version: 5

Short Name / Analyte	Method	Reagent ID	Value	Range	1 SD	Unit
HBUT β-Hydroxybutyrate	β-HBDH / Diaphorase 37°C	1 3701	0.973	0.778 - 1.17	0.065	mmol/L
			10.1	8.10 - 12.2	0.675	mg/dL
	β-HBDH 37°C	1 3711	1.07	0.855 - 1.28	0.071	mmol/L
			11.1	8.90 - 13.4	0.742	mg/dL
IgA Immunoglobulin A	Immunoturbidimetric	1 7202	255	194 - 316	20.4	mg/dL
			2.55	1.94 - 3.16	0.204	g/L
IgE Immunoglobulin E	Immunoturbidimetric	1 7239	134	108 - 161	8.96	IU/mL
			323	258 - 387	21.5	ng/mL
IgG Immunoglobulin G	Immunoturbidimetric	1 7212	1355	1084 - 1626	90.3	mg/dL
			13.5	10.8 - 16.3	0.903	g/L
IgM Immunoglobulin M	Immunoturbidimetric	1 7222	121	87.1 - 155	11.3	mg/dL
			1.21	0.871 - 1.55	0.113	g/L
FE Iron	Ferene	1 1911	260	223 - 296	12.1	µg/dL
LACT Lactate	LDH UV	1 4001	32.1	25.4 - 38.9	2.25	mg/dL
			3.57	2.82 - 4.31	0.250	mmol/L
LDH Lactate dehydrogenase	IFCC, DGKC 1994 37°C	1 4211	295	242 - 348	17.7	U/L
			4.92	4.04 - 5.81	0.295	µkat/L
LDLC LDL-Cholesterol	Homogenous Select, TruCal Lipid	1 4121	125	107 - 142	5.82	mg/dL
			3.22	2.77 - 3.68	0.150	mmol/L
			124	107 - 142	5.81	mg/dL
	Direct, colorimetric	1 4131	3.22	2.77 - 3.67	0.150	mmol/L
LPS Lipase	Colorimetric	1 4321	101	80.7 - 121	6.73	U/L
			1.68	1.35 - 2.02	0.112	µkat/L
LI Lithium	Direct ISE	960406	2.12	1.82 - 2.42	0.099	mmol/L
			1.47	1.27 - 1.68	0.069	mg/dL
MG Magnesium	Xylydyl blue	1 4610	1.95	1.64 - 2.27	0.104	mmol/L
			4.75	3.99 - 5.51	0.253	mg/dL
PO3 Phosphorus	Molybdate UV	1 5211	7.24	5.93 - 8.54	0.434	mg/dL
			2.34	1.92 - 2.76	0.140	mmol/L
K Potassium	Enzymatic	1 5221	7.61	6.93 - 8.30	0.228	mmol/L
			29.8	27.1 - 32.4	0.893	mg/dL
			6.82	6.20 - 7.43	0.205	mmol/L
	Direct ISE	960403	26.7	24.3 - 29.1	0.800	mg/dL
Na Sodium	Enzymatic	1 4808	156	147 - 165	3.12	mmol/L
			358	337 - 380	7.17	mg/dL
			383	360 - 406	7.66	mg/dL
	Direct ISE	960402	167	157 - 177	3.33	mmol/L
TP Total Protein	Biuret, with sample blank	1 2311	8.61	7.66 - 9.56	0.316	g/dL
			86.1	76.6 - 95.6	3.16	g/L
TRF Transferrin	Immunoturbidimetric	1 7252	329	263 - 395	21.9	mg/dL
			3.29	2.63 - 3.95	0.219	g/L
TRIG Triglycerides	GPO-PAP	1 5710	194	159 - 229	11.7	mg/dL
			2.19	1.79 - 2.58	0.131	mmol/L
UREA Urea	Urease UV	1 3101	155	121 - 189	11.3	mg/dL
			25.7	20.1 - 31.4	1.89	mmol/L
UA Uric Acid	TOOS	1 3001	8.40	7.22 - 9.58	0.392	mg/dL
			500	430 - 570	23.3	µmol/L



DiaSys Diagnostic Systems GmbH
Alte Strasse 9 65558 Holzheim Germany
www.diasys-diagnostics.com

TruLab P

LOT 28658



Cat. No. 5 9050 99 10 061 (6 x 5 mL)
5 9050 99 10 062 (20 x 5 mL)

2023-01-31

respons[®]940



Updated sheets: www.diasys-diagnostics.com/service-area/value-sheets/

Value sheet version: 5

Short Name / Analyte	Method	Reagent ID	Value	Range	1 SD	Unit
ALB Albumin	Bromcresol green	1 0220	5.42 54.2	4.17 - 6.67 41.7 - 66.7	0.416 4.16	g/dL g/L
AP Alkaline phosphatase	IFCC 37°C	1 0441	194 3.24	146 - 243 2.43 - 4.05	16.2 0.270	U/L µkat/L
ALT/GPT Alanine aminotransferase	IFCC, with pyridoxal phosphate 37°C	1 2701 +	124	95.4 - 152	9.49	U/L
	without pyridoxal phosphate 37°C	2 5010 1 2701	2.06 122	1.59 - 2.54 94.3 - 151	0.158 9.38	µkat/L U/L
			2.04	1.57 - 2.51	0.156	µkat/L
AST/GOT Aspartate aminotransferase	IFCC, with pyridoxal phosphate 37°C	1 2601 +	180	139 - 222	13.8	U/L
	without pyridoxal phosphate 37°C	2 5010 1 2601	3.01 180	2.31 - 3.70 138 - 221	0.230 13.8	µkat/L U/L
			3.00	2.31 - 3.69	0.230	µkat/L
AMY Amylase	EPS G-7	1 0501	230 3.83	184 - 276 3.06 - 4.59	15.3 0.255	U/L µkat/L
PAMY Pancreatic amylase	EPS G-7	1 0551	110 1.84	88.3 - 132 1.47 - 2.21	7.36 0.123	U/L µkat/L
APOA1 Apolipoprotein A1	Immunoturbidimetric	1 7102	200 2.00	160 - 240 1.60 - 2.40	13.4 0.134	mg/dL g/L
APOB Apolipoprotein B	Immunoturbidimetric	1 7112	115 1.15	91.8 - 138 0.918 - 1.38	7.65 0.077	mg/dL g/L
DBIL Direct Bilirubin	DCA	1 0821	1.60 27.3	1.18 - 2.01 20.2 - 34.4	0.138 2.37	mg/dL µmol/L
TBIL Total Bilirubin	DCA	1 0811	4.61 78.8	3.41 - 5.81 58.3 - 99.3	0.400 6.83	mg/dL µmol/L
CA Calcium	Phosphonazo	1 1181	3.10 12.4	2.76 - 3.44 11.1 - 13.8	0.114 0.456	mmol/L mg/dL
CL Chloride	Colorimetric	1 1221	132 468	120 - 144 426 - 510	3.96 14.0	mmol/L mg/dL
	Direct ISE	960405	134 474	122 - 146 431 - 516	4.01 14.2	mmol/L mg/dL
CHOL Cholesterol	CHOD-PAP	1 1300	232 6.01	200 - 265 5.17 - 6.85	10.8 0.280	mg/dL mmol/L
CHE Cholinesterase	Butyrylthiocholin	1 1401	9029 150	7404 - 10654 123 - 178	542 9.03	U/L µkat/L
CK Creatine kinase	DGKC, IFCC 37°C	1 1601	266 4.43	213 - 319 3.54 - 5.31	17.7 0.295	U/L µkat/L
CKMB Creatine kinase	mAK, Immunological method, 37°C	1 1641	64.5 1.07	51.6 - 77.4 0.860 - 1.29	4.30 0.072	U/L µkat/L
CREA Creatinine	Jaffé, without compensation	1 1711	4.69 415	3.66 - 5.73 324 - 506	0.344 30.4	mg/dL µmol/L
	Jaffé, with compensation	1 1711	4.92 435	3.84 - 6.00 339 - 531	0.361 31.9	mg/dL µmol/L
	Enzymatic PAP	1 1759	4.84 428	3.78 - 5.91 334 - 522	0.355 31.4	mg/dL µmol/L
GGT γ-Glutamyltransferase	IFCC, DGKC 1994 37°C	1 2801	100 1.67	78.1 - 122 1.30 - 2.04	7.34 0.122	U/L µkat/L
GLUC Glucose	GOD-PAP	1 2500	283 15.7	238 - 329 13.2 - 18.2	15.1 0.839	mg/dL mmol/L
	HK/G6P-DH	1 2511	279 15.5	234 - 323 13.0 - 17.9	14.9 0.824	mg/dL mmol/L
HDLC HDL-Cholesterol	Immuno-inhibition	1 3521	62.5 1.62	53.8 - 71.3 1.39 - 1.84	2.92 0.075	mg/dL mmol/L
	Direct, colorimetric	1 3561	68.7 1.78	59.1 - 78.3 1.53 - 2.03	3.21 0.083	mg/dL mmol/L

TruLab P

LOT 28658



Cat. No. 5 9050 99 10 061 (6 x 5 mL)
5 9050 99 10 062 (20 x 5 mL)

2023-01-31

respons[®]940



Updated sheets: www.diasys-diagnostics.com/service-area/value-sheets/


Value sheet version: 5

Short Name / Analyte	Method	Reagent ID	Value	Range	1 SD	Unit
HBUT β-Hydroxybutyrate	β-HBDH / Diaphorase 37°C	1 3701	0.973	0.778 - 1.17	0.065	mmol/L
			10.1	8.10 - 12.2	0.675	mg/dL
	β-HBDH 37°C	1 3711	1.07	0.855 - 1.28	0.071	mmol/L
			11.1	8.90 - 13.4	0.742	mg/dL
IgA Immunoglobulin A	Immunoturbidimetric	1 7202	255	194 - 316	20.4	mg/dL
			2.55	1.94 - 3.16	0.204	g/L
IgE Immunoglobulin E	Immunoturbidimetric	1 7239	134	108 - 161	8.96	IU/mL
			323	258 - 387	21.5	ng/mL
IgG Immunoglobulin G	Immunoturbidimetric	1 7212	1355	1084 - 1626	90.3	mg/dL
			13.5	10.8 - 16.3	0.903	g/L
IgM Immunoglobulin M	Immunoturbidimetric	1 7222	121	87.1 - 155	11.3	mg/dL
			1.21	0.871 - 1.55	0.113	g/L
FE Iron	Ferene	1 1911	260	223 - 296	12.1	µg/dL
			46.5	40.0 - 53.0	2.17	µmol/L
LACT Lactate	LDH UV	1 4001	32.1	25.4 - 38.9	2.25	mg/dL
			3.57	2.82 - 4.31	0.250	mmol/L
LDH Lactate dehydrogenase	IFCC, DGKC 1994 37°C	1 4211	295	242 - 348	17.7	U/L
			4.92	4.04 - 5.81	0.295	µkat/L
LDLC LDL-Cholesterol	Homogenous Select, TruCal Lipid	1 4121	125	107 - 142	5.82	mg/dL
			3.22	2.77 - 3.68	0.150	mmol/L
		1 4131	124	107 - 142	5.81	mg/dL
			3.22	2.77 - 3.67	0.150	mmol/L
LPS Lipase	Colorimetric	1 4321	101	80.7 - 121	6.73	U/L
			1.68	1.35 - 2.02	0.112	µkat/L
LI Lithium	Direct ISE	960406	2.12	1.82 - 2.42	0.099	mmol/L
			1.47	1.27 - 1.68	0.069	mg/dL
MG Magnesium	Xylidyl blue	1 4610	1.95	1.64 - 2.27	0.104	mmol/L
			4.75	3.99 - 5.51	0.253	mg/dL
PO3 Phosphorus	Molybdate UV	1 5211	7.24	5.93 - 8.54	0.434	mg/dL
			2.34	1.92 - 2.76	0.140	mmol/L
K Potassium	Enzymatic	1 5221	7.61	6.93 - 8.30	0.228	mmol/L
			29.8	27.1 - 32.4	0.893	mg/dL
		960403	6.82	6.20 - 7.43	0.205	mmol/L
			26.7	24.3 - 29.1	0.800	mg/dL
Na Sodium	Enzymatic	1 4808	156	147 - 165	3.12	mmol/L
			358	337 - 380	7.17	mg/dL
		960402	167	157 - 177	3.33	mmol/L
			383	360 - 406	7.66	mg/dL
TP Total Protein	Biuret, with sample blank	1 2311	8.61	7.66 - 9.56	0.316	g/dL
			86.1	76.6 - 95.6	3.16	g/L
TRF Transferrin	Immunoturbidimetric	1 7252	329	263 - 395	21.9	mg/dL
			3.29	2.63 - 3.95	0.219	g/L
TRIG Triglycerides	GPO-PAP	1 5710	194	159 - 229	11.7	mg/dL
			2.19	1.79 - 2.58	0.131	mmol/L
UREA Urea	Urease UV	1 3101	155	121 - 189	11.3	mg/dL
			25.7	20.1 - 31.4	1.89	mmol/L
UA Uric Acid	TOOS	1 3001	8.40	7.22 - 9.58	0.392	mg/dL
			500	430 - 570	23.3	µmol/L



DiaSys Diagnostic Systems GmbH
Alte Strasse 9 65558 Holzheim Germany
www.diasys-diagnostics.com

Cat. No. 5 9050 99 10 061 (6 x 5 mL)
5 9050 99 10 062 (20 x 5 mL)

 2023-01-31

BioMajesty®




Updated sheets: www.diasys-diagnostics.com/service-area/value-sheets/

Value sheet version: 5

Short Name / Analyte	Method	Reagent ID	Value	Range	1 SD	Unit
ALB Albumin	Bromcresol green	1 0220	5.42	4.17 - 6.67	0.416	g/dL
AP Alkaline phosphatase	IFCC 37°C	1 0441	194	146 - 243	16.2	U/L
ALT/GPT Alanine aminotransferase	IFCC, with pyridoxal phosphate 37°C	1 2701 +	124	95.4 - 152	9.49	U/L
	without pyridoxal phosphate 37°C	2 5010	2.06	1.59 - 2.54	0.158	µkat/L
		1 2701	122	94.3 - 151	9.38	U/L
			2.04	1.57 - 2.51	0.156	µkat/L
AST/GOT Aspartate aminotransferase	IFCC, with pyridoxal phosphate 37°C	1 2601 +	180	139 - 222	13.8	U/L
	without pyridoxal phosphate 37°C	2 5010	3.01	2.31 - 3.70	0.230	µkat/L
		1 2601	180	138 - 221	13.8	U/L
			3.00	2.31 - 3.69	0.230	µkat/L
AMY Amylase	EPS G-7	1 0501	230	184 - 276	15.3	U/L
			3.83	3.06 - 4.59	0.255	µkat/L
PAMY Pancreatic amylase	EPS G-7	1 0551	110	88.3 - 132	7.36	U/L
			1.84	1.47 - 2.21	0.123	µkat/L
APOA1 Apolipoprotein A1	Immunoturbidimetric	1 7102	200	160 - 240	13.4	mg/dL
			2.00	1.60 - 2.40	0.134	g/L
APOB Apolipoprotein B	Immunoturbidimetric	1 7112	115	91.8 - 138	7.65	mg/dL
			1.15	0.918 - 1.38	0.077	g/L
DBIL Direct Bilirubin	DCA	1 0821	1.60	1.18 - 2.01	0.138	mg/dL
			27.3	20.2 - 34.4	2.37	µmol/L
TBIL Total Bilirubin	DCA	1 0811	4.61	3.41 - 5.81	0.400	mg/dL
			78.8	58.3 - 99.3	6.83	µmol/L
CA Calcium	Phosphonazo	1 1181	3.10	2.76 - 3.44	0.114	mmol/L
			12.4	11.1 - 13.8	0.456	mg/dL
CL Chloride	Indirect ISE	980132	128	116 - 139	3.84	mmol/L
			454	413 - 495	13.6	mg/dL
CHOL Cholesterol	CHOD-PAP	1 1300	232	200 - 265	10.8	mg/dL
			6.01	5.17 - 6.85	0.280	mmol/L
CHE Cholinesterase	Butyrylthiocholin	1 1401	9029	7404 - 10654	542	U/L
			150	123 - 178	9.03	µkat/L
CK Creatine kinase	DGKC, IFCC 37°C	1 1601	266	213 - 319	17.7	U/L
			4.43	3.54 - 5.31	0.295	µkat/L
CKMB Creatine kinase	mAK, Immunological method, 37°C	1 1641	64.5	51.6 - 77.4	4.30	U/L
			1.07	0.860 - 1.29	0.072	µkat/L
CREA Creatinine	Jaffé, without compensation	1 1711	4.69	3.66 - 5.73	0.344	mg/dL
			415	324 - 506	30.4	µmol/L
	Jaffé, with compensation	1 1711	4.92	3.84 - 6.00	0.361	mg/dL
			435	339 - 531	31.9	µmol/L
	Enzymatic PAP	1 1759	4.84	3.78 - 5.91	0.355	mg/dL
			428	334 - 522	31.4	µmol/L
GGT γ-Glutamyltransferase	IFCC, DGKC 1994 37°C	1 2801	100	78.1 - 122	7.34	U/L
			1.67	1.30 - 2.04	0.122	µkat/L
GLUC Glucose	HK/G6P-DH	1 2511	279	234 - 323	14.9	mg/dL
			15.5	13.0 - 17.9	0.824	mmol/L
HDLC HDL-Cholesterol	Immunoinhibition	1 3521	62.5	53.8 - 71.3	2.92	mg/dL
			1.62	1.39 - 1.84	0.075	mmol/L
	Direct, colorimetric	1 3561	68.7	59.1 - 78.3	3.21	mg/dL
			1.78	1.53 - 2.03	0.083	mmol/L

Cat. No. 5 9050 99 10 061 (6 x 5 mL)
5 9050 99 10 062 (20 x 5 mL)

 2023-01-31

BioMajesty®



Updated sheets: www.diasys-diagnostics.com/service-area/value-sheets/

Value sheet version: 5

Short Name / Analyte	Method	Reagent ID	Value	Range	1 SD	Unit
HBUT β-Hydroxybutyrate	β-HBDH / Diaphorase 37°C	1 3701	0.973	0.778 - 1.17	0.065	mmol/L
			10.1	8.10 - 12.2	0.675	mg/dL
	β-HBDH 37°C	1 3711	1.07	0.855 - 1.28	0.071	mmol/L
			11.1	8.90 - 13.4	0.742	mg/dL
IgA Immunoglobulin A	Immunoturbidimetric	1 7202	255	194 - 316	20.4	mg/dL
			2.55	1.94 - 3.16	0.204	g/L
IgE Immunoglobulin E	Immunoturbidimetric	1 7239	134	108 - 161	8.96	IU/mL
			323	258 - 387	21.5	ng/mL
IgG Immunoglobulin G	Immunoturbidimetric	1 7212	1355	1084 - 1626	90.3	mg/dL
			13.5	10.8 - 16.3	0.903	g/L
IgM Immunoglobulin M	Immunoturbidimetric	1 7222	121	87.1 - 155	11.3	mg/dL
			1.21	0.871 - 1.55	0.113	g/L
FE Iron	Ferene	1 1911	245	211 - 279	11.4	µg/dL
LACT Lactate	LDH UV	1 4001	32.1	25.4 - 38.9	2.25	mg/dL
			3.57	2.82 - 4.31	0.250	mmol/L
LDH Lactate dehydrogenase	IFCC, DGKC 1994 37°C	1 4211	295	242 - 348	17.7	U/L
			4.92	4.04 - 5.81	0.295	µkat/L
LDLC LDL-Cholesterol	Homogenous Select, TruCal Lipid	1 4121	127	109 - 145	5.92	mg/dL
			3.28	2.82 - 3.74	0.153	mmol/L
			124	107 - 142	5.81	mg/dL
	Direct, colorimetric	1 4131	3.22	2.77 - 3.67	0.150	mmol/L
LPS Lipase	Colorimetric	1 4321	101	80.7 - 121	6.73	U/L
			1.68	1.35 - 2.02	0.112	µkat/L
MG Magnesium	Xylidyl blue	1 4610	1.95	1.64 - 2.27	0.104	mmol/L
			4.75	3.99 - 5.51	0.253	mg/dL
PL Phospholipids	Enzymatic	1 5741	259	207 - 311	17.3	mg/dL
			3.35	2.68 - 4.01	0.223	mmol/L
PO3 Phosphorus	Molybdate UV	1 5211	7.24	5.93 - 8.54	0.434	mg/dL
			2.34	1.92 - 2.76	0.140	mmol/L
K Potassium	Indirect ISE	980131	6.85	6.24 - 7.47	0.206	mmol/L
			26.8	24.4 - 29.2	0.804	mg/dL
Na Sodium	Indirect ISE	980130	154	144 - 163	3.07	mmol/L
			353	332 - 374	7.06	mg/dL
TP Total Protein	Biuret, with sample blank	1 2311	8.61	7.66 - 9.56	0.316	g/dL
			86.1	76.6 - 95.6	3.16	g/L
TRF Transferrin	Immunoturbidimetric	1 7252	329	263 - 395	21.9	mg/dL
			3.29	2.63 - 3.95	0.219	g/L
TRIG Triglycerides	GPO-PAP	1 5710	194	159 - 229	11.7	mg/dL
			2.19	1.79 - 2.58	0.131	mmol/L
UREA Urea	Urease UV	1 3101	155	121 - 189	11.3	mg/dL
			25.7	20.1 - 31.4	1.89	mmol/L
UA Uric Acid	TOOS	1 3001	8.40	7.22 - 9.58	0.392	mg/dL
			500	430 - 570	23.3	µmol/L



DiaSys Diagnostic Systems GmbH
Alte Strasse 9 65558 Holzheim Germany
www.diasys-diagnostics.com