

TruLab L Level 1

LOT 31782

Cat. No. 5 9020 99 10 065 (3 x 3 mL)



2024-02-29



Updated sheets: www.diasys-diagnostics.com/service-area/value-sheets/

Value sheet version: 1

Short Name / Analyte	Method	Reagent ID	Value	Range	Unit	
APOA1 Apolipoprotein A1	Immunoturbidimetric	1 7102	121	96.4 - 145	mg/dL	
			1.21	0.964 - 1.45	g/L	
APOB Apolipoprotein B	Immunoturbidimetric	1 7112	92.3	73.8 - 111	mg/dL	
			0.923	0.738 - 1.11	g/L	
CHOL Cholesterol	CHOD-PAP	1 1300	157	135 - 178	mg/dL	
			1 1350	4.05	3.48 - 4.61	mmol/L
			1.57	1.35 - 1.78	g/L	
HDLC HDL-Cholesterol	Immunoinhibition	1 3521	37.7	30.1 - 45.2	mg/dL	
			0.974	0.779 - 1.17	mmol/L	
			0.377	0.301 - 0.452	g/L	
	Direct, colorimetric	1 3561	33.5	26.8 - 40.3	mg/dL	
			0.867	0.694 - 1.04	mmol/L	
			0.335	0.268 - 0.403	g/L	
CHOD-PAP Precipitant	1 1300 +	24.0	19.2 - 28.8	mg/dL		
		1 3540	0.621	0.497 - 0.745	mmol/L	
LDLC LDL-Cholesterol	Homogenous Select, TruCal Lipid	1 4121	98.2	78.5 - 118	mg/dL	
			2.54	2.03 - 3.05	mmol/L	
			0.982	0.785 - 1.18	g/L	
	Direct, colorimetric	1 4131	101	80.4 - 121	mg/dL	
			2.60	2.08 - 3.12	mmol/L	
			1.01	0.804 - 1.21	g/L	
CHOD-PAP Precipitant	1 1300 +	126	101 - 151	mg/dL		
		1 4330	3.26	2.60 - 3.91	mmol/L	
Lp-PLA₂ Lipoprotein-associated phospholipase A2	Colorimetric	1 7181	1.26	1.01 - 1.51	g/L	
			304	243 - 364	U/L	
			5.06	4.05 - 6.07	µkat/L	
NEFA Non-esterified fatty acids	Enzymatic	1 5781	16.6	13.3 - 20.0	mg/dL	
			0.589	0.471 - 0.707	mmol/L	
			0.166	0.133 - 0.200	g/L	
PL Phospholipids	Enzymatic	1 5741	168	134 - 201	mg/dL	
			2.17	1.73 - 2.60	mmol/L	
			1.68	1.34 - 2.01	g/L	
TRIG Triglycerides	GPO-PAP	1 5760	95.4	76.3 - 115	mg/dL	
			1 5710	1.07	0.860 - 1.29	mmol/L
			0.954	0.763 - 1.15	g/L	



DiaSys Diagnostic Systems GmbH
 Alte Strasse 9 65558 Holzheim Germany
www.diasys-diagnostics.com

TruLab L Level 1

LOT 31782

Cat. No. 5 9020 99 10 065 (3 x 3 mL)



2024-02-29

respons[®]910Updated sheets: www.diasys-diagnostics.com/service-area/value-sheets/

Value sheet version: 1

Short Name / Analyte	Method	Reagent ID	Value	Range	Unit
APOA1 Apolipoprotein A1	Immunoturbidimetric	1 7102	121 1.21	96.4 - 145 0.964 - 1.45	mg/dL g/L
APOB Apolipoprotein B	Immunoturbidimetric	1 7112	92.3 0.923	73.8 - 111 0.738 - 1.11	mg/dL g/L
CHOL Cholesterol	CHOD-PAP	1 1300	157 4.05 1.57	135 - 178 3.48 - 4.61 1.35 - 1.78	mg/dL mmol/L g/L
HDLC HDL-Cholesterol	Immunoinhibition	1 3521	37.7 0.974 0.377	30.1 - 45.2 0.779 - 1.17 0.301 - 0.452	mg/dL mmol/L g/L
	Direct, colorimetric	1 3561	33.5 0.867 0.335	26.8 - 40.3 0.694 - 1.04 0.268 - 0.403	mg/dL mmol/L g/L
LDLC LDL-Cholesterol	Homogenous Select, TruCal Lipid	1 4121	98.2 2.54 0.982	78.5 - 118 2.03 - 3.05 0.785 - 1.18	mg/dL mmol/L g/L
	Direct, colorimetric	1 4131	101 2.60 1.01	80.4 - 121 2.08 - 3.12 0.804 - 1.21	mg/dL mmol/L g/L
Lp-PLA₂ Lipoprotein-associated phospholipase A2	Colorimetric	1 7181	304 5.06	243 - 364 4.05 - 6.07	U/L μkat/L
NEFA Non-esterified fatty acids	Enzymatic	1 5781	16.6 0.589 0.166	13.3 - 20.0 0.471 - 0.707 0.133 - 0.200	mg/dL mmol/L g/L
PL Phospholipids	Enzymatic	1 5741	168 2.17 1.68	134 - 201 1.73 - 2.60 1.34 - 2.01	mg/dL mmol/L g/L
TRIG Triglycerides	GPO-PAP	1 5710	95.4 1.07 0.954	76.3 - 115 0.860 - 1.29 0.763 - 1.15	mg/dL mmol/L g/L




DiaSys Diagnostic Systems GmbH
Alte Strasse 9 65558 Holzheim Germany
www.diasys-diagnostics.com

TruLab L Level 1

LOT 31782

Cat. No. 5 9020 99 10 065 (3 x 3 mL)

 2024-02-29

respons[®]920



Updated sheets: www.diasys-diagnostics.com/service-area/value-sheets/

Value sheet version: 1

Short Name / Analyte	Method	Reagent ID	Value	Range	1SD	Unit
APOA1 Apolipoprotein A1	Immunoturbidimetric	1 7102	121	96.4 - 145	8.04	mg/dL
			1.21	0.964 - 1.45	0.080	g/L
APOB Apolipoprotein B	Immunoturbidimetric	1 7112	92.3	73.8 - 111	6.15	mg/dL
			0.923	0.738 - 1.11	0.062	g/L
CHOL Cholesterol	CHOD-PAP	1 1300	157	135 - 178	7.30	mg/dL
			4.05	3.48 - 4.61	0.189	mmol/L
			1.57	1.35 - 1.78	0.073	g/L
HDLc HDL-Cholesterol	Immunoinhibition	1 3521	37.7	30.1 - 45.2	2.51	mg/dL
			0.974	0.779 - 1.17	0.065	mmol/L
			0.377	0.301 - 0.452	0.025	g/L
	Direct, colorimetric	1 3561	33.5	26.8 - 40.3	2.24	mg/dL
			0.867	0.694 - 1.04	0.058	mmol/L
LDLc LDL-Cholesterol	Homogenous Select, TruCal Lipid	1 4121	91.4	73.2 - 110	6.10	mg/dL
			2.36	1.89 - 2.84	0.158	mmol/L
			0.914	0.732 - 1.10	0.061	g/L
	Direct, colorimetric	1 4131	101	80.4 - 121	6.70	mg/dL
			2.60	2.08 - 3.12	0.173	mmol/L
TRIG Triglycerides	GPO-PAP	1 5710	1.01	0.804 - 1.21	0.067	g/L
			95.4	76.3 - 115	6.36	mg/dL
			1.07	0.860 - 1.29	0.072	mmol/L
			0.954	0.763 - 1.15	0.064	g/L




DiaSys Diagnostic Systems GmbH
 Alte Strasse 9 65558 Holzheim Germany
www.diasys-diagnostics.com

TruLab L Level 1

LOT 31782

Cat. No. 5 9020 99 10 065 (3 x 3 mL)

 2024-02-29

respons[®]940




Updated sheets: www.diasys-diagnostics.com/service-area/value-sheets/

Value sheet version: 1

Short Name / Analyte	Method	Reagent ID	Value	Range	1SD	Unit
APOA1 Apolipoprotein A1	Immunoturbidimetric	1 7102	121	96.4 - 145	8.04	mg/dL
			1.21	0.964 - 1.45	0.080	g/L
APOB Apolipoprotein B	Immunoturbidimetric	1 7112	92.3	73.8 - 111	6.15	mg/dL
			0.923	0.738 - 1.11	0.062	g/L
CHOL Cholesterol	CHOD-PAP	1 1300	157	135 - 178	7.30	mg/dL
			4.05	3.48 - 4.61	0.189	mmol/L
			1.57	1.35 - 1.78	0.073	g/L
HDLc HDL-Cholesterol	Immunoinhibition	1 3521	37.7	30.1 - 45.2	2.51	mg/dL
			0.974	0.779 - 1.17	0.065	mmol/L
			0.377	0.301 - 0.452	0.025	g/L
	Direct, colorimetric	1 3561	33.5	26.8 - 40.3	2.24	mg/dL
			0.867	0.694 - 1.04	0.058	mmol/L
		0.335	0.268 - 0.403	0.022	g/L	
LDLc LDL-Cholesterol	Homogenous Select, TruCal Lipid	1 4121	91.4	73.2 - 110	6.10	mg/dL
			2.36	1.89 - 2.84	0.158	mmol/L
			0.914	0.732 - 1.10	0.061	g/L
	Direct, colorimetric	1 4131	101	80.4 - 121	6.70	mg/dL
			2.60	2.08 - 3.12	0.173	mmol/L
		1.01	0.804 - 1.21	0.067	g/L	
TRIG Triglycerides	GPO-PAP	1 5710	95.4	76.3 - 115	6.36	mg/dL
			1.07	0.860 - 1.29	0.072	mmol/L
			0.954	0.763 - 1.15	0.064	g/L




DiaSys Diagnostic Systems GmbH
 Alte Strasse 9 65558 Holzheim Germany
www.diasys-diagnostics.com



TruLab L Level 1

LOT 31782

Cat. No. 5 9020 99 10 065 (3 x 3 mL)

 2024-02-29

BioMajesty®



Updated sheets: www.diasys-diagnostics.com/service-area/value-sheets/

Value sheet version: 1

Short Name / Analyte	Method	Reagent ID	Value	Range	1SD	Unit
APOA1 Apolipoprotein A1	Immunoturbidimetric	1 7102	121	96.4 - 145	8.04	mg/dL
			1.21	0.964 - 1.45	0.080	g/L
APOB Apolipoprotein B	Immunoturbidimetric	1 7112	92.3	73.8 - 111	6.15	mg/dL
			0.923	0.738 - 1.11	0.062	g/L
CHOL Cholesterol	CHOD-PAP	1 1300	157	135 - 178	7.30	mg/dL
			4.05	3.48 - 4.61	0.189	mmol/L
			1.57	1.35 - 1.78	0.073	g/L
HDLC HDL-Cholesterol	Immunoinhibition	1 3521	37.7	30.1 - 45.2	2.51	mg/dL
			0.974	0.779 - 1.17	0.065	mmol/L
			0.377	0.301 - 0.452	0.025	g/L
	Direct, colorimetric	1 3561	33.5	26.8 - 40.3	2.24	mg/dL
			0.867	0.694 - 1.04	0.058	mmol/L
			0.335	0.268 - 0.403	0.022	g/L
LDLC LDL-Cholesterol	Homogenous Select, TruCal Lipid	1 4121	98.2	78.5 - 118	6.54	mg/dL
			2.54	2.03 - 3.05	0.169	mmol/L
			0.982	0.785 - 1.18	0.065	g/L
	Direct, colorimetric	1 4131	101	80.4 - 121	6.70	mg/dL
			2.60	2.08 - 3.12	0.173	mmol/L
			1.01	0.804 - 1.21	0.067	g/L
NEFA Non-esterified fatty acids	Enzymatic	1 5781	16.6	13.3 - 20.0	1.11	mg/dL
			0.589	0.471 - 0.707	0.039	mmol/L
			0.166	0.133 - 0.200	0.011	g/L
PL Phospholipids	Enzymatic	1 5741	168	134 - 201	11.2	mg/dL
			2.17	1.73 - 2.60	0.144	mmol/L
			1.68	1.34 - 2.01	0.112	g/L
TRIG Triglycerides	GPO-PAP	1 5710	95.4	76.3 - 115	6.36	mg/dL
			1.07	0.860 - 1.29	0.072	mmol/L
			0.954	0.763 - 1.15	0.064	g/L



DiaSys Diagnostic Systems GmbH
Alte Strasse 9 65558 Holzheim Germany
www.diasys-diagnostics.com