

TruLab L Level 1

LOT 32552

Cat. No. 5 9020 99 10 065 (3 x 3 mL)



2025-01-31



Updated sheets: www.diasys-diagnostics.com/service-area/value-sheets/

Value sheet version: 1

Short Name / Analyte	Method	Reagent ID	Value	Range	Unit	
APOA1 Apolipoprotein A1	Immunoturbidimetric	1 7102	106 1.06	85.1 - 128 0.851 - 1.28	mg/dL g/L	
APOB Apolipoprotein B	Immunoturbidimetric	1 7112	85.4 0.854	68.3 - 102 0.683 - 1.02	mg/dL g/L	
CHOL Cholesterol	CHOD-PAP	1 1300 +	160	137 - 182	mg/dL	
		1 1350	4.13 1.60	3.55 - 4.70 1.37 - 1.82	mmol/L g/L	
	Immunoinhibition	1 3521	35.2 0.910 0.352	28.1 - 42.2 0.728 - 1.09 0.281 - 0.422	mg/dL mmol/L g/L	
HDLC HDL-Cholesterol	Direct, colorimetric	1 3561	34.1 0.883 0.341	27.3 - 41.0 0.706 - 1.06 0.273 - 0.410	mg/dL mmol/L g/L	
		CHOD-PAP Precipitant	1 1300 + 1 3540	31.3 0.809 0.313	25.0 - 37.5 0.647 - 0.970 0.250 - 0.375	mg/dL mmol/L g/L
	Homogenous Select, TruCal Lipid	1 4121	99.2 2.56 0.992	79.3 - 119 2.05 - 3.08 0.793 - 1.19	mg/dL mmol/L g/L	
		Direct, colorimetric	1 4131	102 2.65 1.02	81.8 - 123 2.12 - 3.17 0.818 - 1.23	mg/dL mmol/L g/L
			CHOD-PAP Precipitant	1 1300 + 1 4330	105 2.70 1.05	83.6 - 125 2.16 - 3.24 0.836 - 1.25
Lp-PLA₂ Lipoprotein-associated phospholipase A2	Colorimetric	1 7181	298 4.97	239 - 358 3.98 - 5.96	U/L µkat/L	
NEFA Non-esterified fatty acids	Enzymatic	1 5781	13.0 0.459 0.130	10.4 - 15.6 0.367 - 0.551 0.104 - 0.156	mg/dL mmol/L g/L	
		Enzymatic	1 5741	167 2.16 1.67	134 - 201 1.73 - 2.59 1.34 - 2.01	mg/dL mmol/L g/L
			GPO-PAP	1 5760	107	85.8 - 129
TRIG Triglycerides	1 5710	1.21		0.966 - 1.45	mmol/L	
			1.07	0.858 - 1.29	g/L	



DiaSys Diagnostic Systems GmbH
Alte Strasse 9 65558 Holzheim Germany
www.diasys-diagnostics.com

TruLab L Level 1

LOT 32552

Cat. No. 5 9020 99 10 065 (3 x 3 mL)



2025-01-31

respons[®]910Updated sheets: www.diasys-diagnostics.com/service-area/value-sheets/

Value sheet version: 1

Short Name / Analyte	Method	Reagent ID	Value	Range	Unit
APOA1 Apolipoprotein A1	Immunoturbidimetric	1 7102	106 1.06	85.1 - 128 0.851 - 1.28	mg/dL g/L
APOB Apolipoprotein B	Immunoturbidimetric	1 7112	85.4 0.854	68.3 - 102 0.683 - 1.02	mg/dL g/L
CHOL Cholesterol	CHOD-PAP	1 1300 +	160	137 - 182	mg/dL
		1 1350	4.13 1.60	3.55 - 4.70 1.37 - 1.82	mmol/L g/L
HDLC HDL-Cholesterol	Immunoinhibition	1 3521	35.2	28.1 - 42.2	mg/dL
			0.910	0.728 - 1.09	mmol/L
			0.352	0.281 - 0.422	g/L
	Direct, colorimetric	1 3561	34.1 0.883 0.341	27.3 - 41.0 0.706 - 1.06 0.273 - 0.410	mg/dL mmol/L g/L
LDLC LDL-Cholesterol	Homogenous Select, TruCal Lipid	1 4121	99.2	79.3 - 119	mg/dL
			2.56	2.05 - 3.08	mmol/L
	Direct, colorimetric	1 4131	0.992	0.793 - 1.19	g/L
			102	81.8 - 123	mg/dL
Lp-PLA₂ Lipoprotein-associated phospholipase A2	Colorimetric	1 7181	2.65	2.12 - 3.17	mmol/L
			1.02	0.818 - 1.23	g/L
			298	239 - 358	U/L
NEFA Non-esterified fatty acids	Enzymatic	1 5781	4.97	3.98 - 5.96	µkat/L
			13.0	10.4 - 15.6	mg/dL
			0.459	0.367 - 0.551	mmol/L
PL Phospholipids	Enzymatic	1 5741	0.130	0.104 - 0.156	g/L
			167	134 - 201	mg/dL
			2.16	1.73 - 2.59	mmol/L
TRIG Triglycerides	GPO-PAP	1 5760 1 5710	1.67	1.34 - 2.01	g/L
			107	85.8 - 129	mg/dL
			1.21	0.966 - 1.45	mmol/L
			1.07	0.858 - 1.29	g/L




DiaSys Diagnostic Systems GmbH
 Alte Strasse 9 65558 Holzheim Germany
www.diasys-diagnostics.com

TruLab L Level 1

LOT 32552

Cat. No. 5 9020 99 10 065 (3 x 3 mL)

 2025-01-31

respons[®]920



Updated sheets: www.diasys-diagnostics.com/service-area/value-sheets/

Value sheet version: 1

Short Name / Analyte	Method	Reagent ID	Value	Range	1SD	Unit
APOA1 Apolipoprotein A1	Immunoturbidimetric	1 7102	106 1.06	85.1 - 128 0.851 - 1.28	7.09 0.071	mg/dL g/L
APOB Apolipoprotein B	Immunoturbidimetric	1 7112	85.4 0.854	68.3 - 102 0.683 - 1.02	5.69 0.057	mg/dL g/L
CHOL Cholesterol	CHOD-PAP	1 1300 +	160	137 - 182	7.45	mg/dL
		1 1350	4.13 1.60	3.55 - 4.70 1.37 - 1.82	0.193 0.074	mmol/L g/L
HDLC HDL-Cholesterol	Immunoinhibition	1 3521	35.2	28.1 - 42.2	2.35	mg/dL
			0.910	0.728 - 1.09	0.061	mmol/L
			0.352	0.281 - 0.422	0.023	g/L
	Direct, colorimetric	1 3561	34.1	27.3 - 41.0	2.28	mg/dL
			0.883	0.706 - 1.06	0.059	mmol/L
			0.341	0.273 - 0.410	0.023	g/L
LDLC LDL-Cholesterol	Homogenous Select, TruCal Lipid	1 4121	93.6	74.9 - 112	6.24	mg/dL
			2.42	1.94 - 2.90	0.161	mmol/L
			0.936	0.749 - 1.12	0.062	g/L
	Direct, colorimetric	1 4131	102	81.8 - 123	6.82	mg/dL
			2.65	2.12 - 3.17	0.176	mmol/L
			1.02	0.818 - 1.23	0.068	g/L
TRIG Triglycerides	GPO-PAP	1 5760	107	85.8 - 129	7.15	mg/dL
		1 5710	1.21	0.966 - 1.45	0.081	mmol/L
			1.07	0.858 - 1.29	0.072	g/L




DiaSys Diagnostic Systems GmbH
 Alte Strasse 9 65558 Holzheim Germany
www.diasys-diagnostics.com

TruLab L Level 1

LOT 32552

Cat. No. 5 9020 99 10 065 (3 x 3 mL)

 2025-01-31

respons[®]940




Updated sheets: www.diasys-diagnostics.com/service-area/value-sheets/

Value sheet version: 1

Short Name / Analyte	Method	Reagent ID	Value	Range	1SD	Unit
APOA1 Apolipoprotein A1	Immunoturbidimetric	1 7102	106 1.06	85.1 - 128 0.851 - 1.28	7.09 0.071	mg/dL g/L
APOB Apolipoprotein B	Immunoturbidimetric	1 7112	85.4 0.854	68.3 - 102 0.683 - 1.02	5.69 0.057	mg/dL g/L
CHOL Cholesterol	CHOD-PAP	1 1300 +	160	137 - 182	7.45	mg/dL
		1 1350	4.13 1.60	3.55 - 4.70 1.37 - 1.82	0.193 0.074	mmol/L g/L
HDL HDL-Cholesterol	Immunoinhibition	1 3521	35.2	28.1 - 42.2	2.35	mg/dL
			0.910	0.728 - 1.09	0.061	mmol/L
			0.352	0.281 - 0.422	0.023	g/L
	Direct, colorimetric	1 3561	34.1	27.3 - 41.0	2.28	mg/dL
			0.883	0.706 - 1.06	0.059	mmol/L
		0.341	0.273 - 0.410	0.023	g/L	
LDL LDL-Cholesterol	Homogenous Select, TruCal Lipid	1 4121	93.6	74.9 - 112	6.24	mg/dL
			2.42	1.94 - 2.90	0.161	mmol/L
			0.936	0.749 - 1.12	0.062	g/L
	Direct, colorimetric	1 4131	102	81.8 - 123	6.82	mg/dL
			2.65	2.12 - 3.17	0.176	mmol/L
		1.02	0.818 - 1.23	0.068	g/L	
TRIG Triglycerides	GPO-PAP	1 5760	107	85.8 - 129	7.15	mg/dL
		1 5710	1.21	0.966 - 1.45	0.081	mmol/L
			1.07	0.858 - 1.29	0.072	g/L



DiaSys Diagnostic Systems GmbH
 Alte Strasse 9 65558 Holzheim Germany
www.diasys-diagnostics.com



TruLab L Level 1

LOT 32552

Cat. No. 5 9020 99 10 065 (3 x 3 mL)

2025-01-31

BioMajesty®



Updated sheets: www.diasys-diagnostics.com/service-area/value-sheets/

Value sheet version: 1

Short Name / Analyte	Method	Reagent ID	Value	Range	1SD	Unit
APOA1 Apolipoprotein A1	Immunoturbidimetric	1 7102	106	85.1 - 128	7.09	mg/dL
			1.06	0.851 - 1.28	0.071	g/L
APOB Apolipoprotein B	Immunoturbidimetric	1 7112	85.4	68.3 - 102	5.69	mg/dL
			0.854	0.683 - 1.02	0.057	g/L
CHOL Cholesterol	CHOD-PAP	1 1300 + 1 1350	160	137 - 182	7.45	mg/dL
			4.13	3.55 - 4.70	0.193	mmol/L
			1.60	1.37 - 1.82	0.074	g/L
HDLC HDL-Cholesterol	Immunoinhibition	1 3521	35.2	28.1 - 42.2	2.35	mg/dL
			0.910	0.728 - 1.09	0.061	mmol/L
			0.352	0.281 - 0.422	0.023	g/L
	Direct, colorimetric	1 3561	34.1	27.3 - 41.0	2.28	mg/dL
			0.883	0.706 - 1.06	0.059	mmol/L
			0.341	0.273 - 0.410	0.023	g/L
LDLC LDL-Cholesterol	Homogenous Select, TruCal Lipid	1 4121	99.2	79.3 - 119	6.61	mg/dL
			2.56	2.05 - 3.08	0.171	mmol/L
			0.992	0.793 - 1.19	0.066	g/L
	Direct, colorimetric	1 4131	102	81.8 - 123	6.82	mg/dL
			2.65	2.12 - 3.17	0.176	mmol/L
			1.02	0.818 - 1.23	0.068	g/L
NEFA Non-esterified fatty acids	Enzymatic	1 5781	13.0	10.4 - 15.6	0.865	mg/dL
			0.459	0.367 - 0.551	0.031	mmol/L
			0.130	0.104 - 0.156	0.01	g/L
PL Phospholipids	Enzymatic	1 5741	167	134 - 201	11.1	mg/dL
			2.16	1.73 - 2.59	0.144	mmol/L
			1.67	1.34 - 2.01	0.111	g/L
TRIG Triglycerides	GPO-PAP	1 5760 1 5710	107	85.8 - 129	7.15	mg/dL
			1.21	0.966 - 1.45	0.081	mmol/L
			1.07	0.858 - 1.29	0.072	g/L



DiaSys Diagnostic Systems GmbH
Alte Strasse 9 65558 Holzheim Germany
www.diasys-diagnostics.com