

TruLab N

LOT 31253

Cat. No. 5 9000 99 10 061 (6 x 5 mL)
5 9000 99 10 062 (20 x 5 mL)



2024-05-31




Updated sheets: www.diasys-diagnostics.com/service-area/value-sheets/

Value sheet version: 2

Short Name / Analyte	Method	Reagent ID	Value	Range	Unit
ALB Albumin	Bromcresol green	1 0220	3.62 36.2	2.78 - 4.45 27.8 - 44.5	g/dL g/L
AP Alkaline phosphatase	IFCC 37°C	1 0441	79.7 1.33	59.8 - 99.7 0.997 - 1.66	U/L µkat/L
	DGKC 1970 37°C	1 0401	119 1.98	89.1 - 149 1.49 - 2.48	U/L µkat/L
ALT/GPT Alanine aminotransferase	IFCC, with pyridoxal phosphate 37°C	1 2701 +	51.3 0.855	39.5 - 63.1 0.659 - 1.05	U/L µkat/L
	without pyridoxal phosphate 37°C	1 2701	51.2 0.853	39.4 - 63.0 0.657 - 1.05	U/L µkat/L
AST/GOT Aspartate aminotransferase	IFCC, with pyridoxal phosphate 37°C	1 2601 +	42.1 0.702	32.4 - 51.8 0.541 - 0.864	U/L µkat/L
	without pyridoxal phosphate 37°C	1 2601	41.9 0.698	32.3 - 51.5 0.538 - 0.859	U/L µkat/L
AMY Amylase	EPS G-7	1 0501	69.3 1.16	55.5 - 83.2 0.925 - 1.39	U/L µkat/L
PAMY Pancreatic amylase	EPS G-7	1 0551	28.2 0.471	22.6 - 33.9 0.376 - 0.565	U/L µkat/L
APOA1 Apolipoprotein A1	Immunoturbidimetric	1 7102	125 1.25	99.9 - 150 0.999 - 1.50	mg/dL g/L
APOB Apolipoprotein B	Immunoturbidimetric	1 7112	73.5 0.735	58.8 - 88.2 0.588 - 0.882	mg/dL g/L
BILE Total Bile Acids	Enzymatic cycling method	1 2238	13.1	10.5 - 15.7	µmol/L
DBIL Direct Bilirubin	DCA	1 0821	0.865 14.8	0.640 - 1.09 10.9 - 18.6	mg/dL µmol/L
	Jendrassik-Grof	1 0849	0.948 16.2	0.702 - 1.19 12.0 - 20.4	mg/dL µmol/L
TBIL Total Bilirubin	DCA	1 0811	1.58 27.0	1.17 - 1.99 20.0 - 34.0	mg/dL µmol/L
	Jendrassik-Grof	1 0849	1.74 29.8	1.29 - 2.20 22.1 - 37.6	mg/dL µmol/L
CA Calcium	Arsenazo	1 1130	1.96 7.87	1.75 - 2.18 7.00 - 8.73	mmol/L mg/dL
	Phosphonazo	1 1181	2.13 8.52	1.89 - 2.36 7.58 - 9.46	mmol/L mg/dL
CL Chloride	Colorimetric	1 1221	102 360	92.4 - 111 328 - 393	mmol/L mg/dL
CHOL Cholesterol	CHOD-PAP	1 1300 + 1 1350	145 3.76	125 - 166 3.23 - 4.28	mg/dL mmol/L
CHE Cholinesterase	Butyrylthiocholin	1 1401	5934 98.9	4866 - 7002 81.1 - 117	U/L µkat/L
CK Creatine kinase	DGKC, IFCC 37°C	1 1601	153 2.54	122 - 183 2.03 - 3.05	U/L µkat/L

TruLab N

LOT 31253



Cat. No. 5 9000 99 10 061 (6 x 5 mL)
5 9000 99 10 062 (20 x 5 mL)



2024-05-31



Updated sheets: www.diasys-diagnostics.com/service-area/value-sheets/

Value sheet version: 2

Short Name / Analyte	Method	Reagent ID	Value	Range	Unit
CKMB Creatine kinase	mAK, Immunological method, 37°C	1 1641	31.1	24.9 - 37.4	U/L
			0.519	0.415 - 0.623	µkat/L
CREA Creatinine	Jaffé, without compensation	1 1711	1.49	1.16 - 1.82	mg/dL
			132	103 - 161	µmol/L
	Jaffé, with compensation	1 1711	1.37	1.07 - 1.67	mg/dL
			121	94.4 - 148	µmol/L
Enzymatic PAP	1 1759	1.39	1.09 - 1.70	mg/dL	
			123	96.1 - 150	µmol/L
GGT γ-Glutamyltransferase	IFCC, DGKC 1994 37°C	1 2801	28.8	22.5 - 35.2	U/L
			0.481	0.375 - 0.586	µkat/L
	Szasz 37°C	1 2801	25.5	19.9 - 31.1	U/L
			0.425	0.332 - 0.519	µkat/L
GLDH Glutamat dehydrogenase	DGKC 1970 37°C	1 2411	13.3	10.7 - 16.0	U/L
			0.222	0.178 - 0.267	µkat/L
GLUC Glucose	GOD-PAP	1 2500 +	89.3	75.0 - 104	mg/dL
			1 2550	4.96	4.16 - 5.75
	HK/G6P-DH	1 2511	88.0	73.9 - 102	mg/dL
			4.88	4.10 - 5.67	mmol/L
Gluc-DH	1 2531	87.8	73.7 - 102	mg/dL	
			4.87	4.09 - 5.65	mmol/L
HBDH α-Hydroxybutyrate dehydro.	DGKC 37°C	1 3201	131	105 - 157	U/L
			2.19	1.75 - 2.62	µkat/L
HDLC HDL-Cholesterol	Immunoinhibition	1 3521	40.7	35.0 - 46.4	mg/dL
			1.05	0.905 - 1.20	mmol/L
	Direct, colorimetric	1 3561	42.4	36.5 - 48.3	mg/dL
			1.10	0.943 - 1.25	mmol/L
HBUT β-Hydroxybutyrate	β-HBDH / Diaphorase 37°C	1 3701	0.298	0.238 - 0.357	mmol/L
			3.10	2.48 - 3.72	mg/dL
	β-HBDH 37°C	1 3711	0.313	0.250 - 0.375	mmol/L
			3.25	2.60 - 3.90	mg/dL
IgA Immunoglobulin A	Immunoturbidimetric	1 7202	168	127 - 208	mg/dL
			1.68	1.27 - 2.08	g/L
IgE Immunoglobulin E	Immunoturbidimetric	1 7239	73.2	58.5 - 87.8	IU/mL
			176	141 - 211	ng/mL
IgG Immunoglobulin G	Immunoturbidimetric	1 7212	829	663 - 994	mg/dL
			8.29	6.63 - 9.94	g/L
IgM Immunoglobulin M	Immunoturbidimetric	1 7222	76.1	54.8 - 97.4	mg/dL
			0.761	0.548 - 0.974	g/L
FE Iron	Ferene	1 1911	78.9	67.8 - 89.9	µg/dL
			14.1	12.1 - 16.1	µmol/L
LACT Lactate	LDH UV	1 4001	11.6	9.17 - 14.0	mg/dL
			1.29	1.02 - 1.56	mmol/L
LDH Lactate dehydrogenase	IFCC, DGKC 1994 37°C	1 4211	150	123 - 177	U/L
			2.50	2.05 - 2.94	µkat/L
	DGKC opt. 1970 37°C	1 4201	248	204 - 293	U/L
			4.14	3.40 - 4.89	µkat/L
	IFCC, modified	1 4251	149	122 - 176	U/L
			2.48	2.03 - 2.93	µkat/L

TruLab N

LOT 31253

Cat. No. 5 9000 99 10 061 (6 x 5 mL)
5 9000 99 10 062 (20 x 5 mL)



2024-05-31



Updated sheets: www.diasys-diagnostics.com/service-area/value-sheets/

Value sheet version: 2

Short Name / Analyte	Method	Reagent ID	Value	Range	Unit
LDLC LDL-Cholesterol	Homogenous Select, TruCal Lipid	1 4121	82.5	71.0 - 94.1	mg/dL
			2.13	1.84 - 2.43	mmol/L
	Direct, colorimetric	1 4131	77.7	66.8 - 88.6	mg/dL
			2.01	1.73 - 2.29	mmol/L
LPS Lipase	Colorimetric	1 4321	52.2	41.8 - 62.6	U/L
			0.870	0.696 - 1.04	µkat/L
MG Magnesium	Xylidyl blue	1 4610	0.825	0.693 - 0.957	mmol/L
			2.00	1.68 - 2.33	mg/dL
PL Phospholipids	Enzymatic	1 5741	168	135 - 202	mg/dL
			2.17	1.74 - 2.61	mmol/L
PO3 Phosphorus	Molybdate UV, substrate start	1 5211	2.96	2.42 - 3.49	mg/dL
			0.954	0.783 - 1.13	mmol/L
			2.90	2.38 - 3.43	mg/dL
	Molybdate UV, sample start	1 5211	0.938	0.769 - 1.11	mmol/L
K Potassium	Enzymatic	1 5221	3.98	3.62 - 4.34	mmol/L
			15.6	14.2 - 17.0	mg/dL
Na Sodium	Enzymatic	1 4808	132	124 - 140	mmol/L
			304	286 - 323	mg/dL
TP Total Protein	Biuret, without sample blank	1 2311	6.28	5.59 - 6.97	g/dL
			62.8	55.9 - 69.7	g/L
			5.50	4.90 - 6.11	g/dL
	Biuret, with sample blank	1 2311	55.0	49.0 - 61.1	g/L
TRF Transferrin	Immunoturbidimetric	1 7252	214	171 - 256	mg/dL
			2.14	1.71 - 2.56	g/L
TRIG Triglycerides	GPO-PAP	1 5760	88.5	72.6 - 104	mg/dL
			0.997	0.817 - 1.18	mmol/L
UIBC Unsat. Iron Binding Cap.	Ferene	1 1921	262	209 - 314	µg/dL
			46.9	37.5 - 56.3	µmol/L
UREA Urea	Urease UV	1 3101	36.4	28.4 - 44.4	mg/dL
			6.07	4.73 - 7.40	mmol/L
			34.6	27.0 - 42.2	mg/dL
	Colorimetric, Berthelot	1 3115	5.76	4.49 - 7.02	mmol/L
UA Uric Acid	TBHBA	1 3021	4.79	4.12 - 5.46	mg/dL
			285	245 - 325	µmol/L
			4.87	4.19 - 5.56	mg/dL
	TOOS	1 3001	290	249 - 331	µmol/L



DiaSys Diagnostic Systems GmbH
Alte Strasse 9 65558 Holzheim Germany
www.diasys-diagnostics.com

TruLab N

LOT 31253



Cat. No. 5 9000 99 10 061 (6 x 5 mL)
5 9000 99 10 062 (20 x 5 mL)



2024-05-31



Updated sheets: www.diasys-diagnostics.com/service-area/value-sheets/

Value sheet version: 2

Short Name / Analyte	Method	Reagent ID	Value	Range	Unit
GLUC	Amperometric	Biosensor	92.0	77.3 - 107	mg/dL
Glucose			5.11	4.29 - 5.92	mmol/L
LACT	Amperometric	Biosensor	13.1	10.4 - 15.9	mg/dL
Lactate			1.45	1.15 - 1.76	mmol/L



DiaSys Diagnostic Systems GmbH
Alte Strasse 9 65558 Holzheim Germany
www.diasys-diagnostics.com

TruLab N

LOT 31253



Cat. No. 5 9000 99 10 061 (6 x 5 mL)
5 9000 99 10 062 (20 x 5 mL)

 2024-05-31

respons[®]910



Updated sheets: www.diasys-diagnostics.com/service-area/value-sheets/

Value sheet version: 2

Short Name / Analyte	Method	Reagent ID	Value	Range	Unit
ALB Albumin	Bromcresol green	1 0220	3.62 36.2	2.78 - 4.45 27.8 - 44.5	g/dL g/L
AP Alkaline phosphatase	IFCC 37°C	1 0441	79.7 1.33	59.8 - 99.7 0.997 - 1.66	U/L µkat/L
ALT/GPT Alanine aminotransferase	IFCC, with pyridoxal phosphate 37°C	1 2701 + 2 5010	51.3 0.855	39.5 - 63.1 0.659 - 1.05	U/L µkat/L
	without pyridoxal phosphate 37°C	1 2701	51.2 0.853	39.4 - 63.0 0.657 - 1.05	U/L µkat/L
AST/GOT Aspartate aminotransferase	IFCC, with pyridoxal phosphate 37°C	1 2601 + 2 5010	42.1 0.702	32.4 - 51.8 0.541 - 0.864	U/L µkat/L
	without pyridoxal phosphate 37°C	1 2601	41.9 0.698	32.3 - 51.5 0.538 - 0.859	U/L µkat/L
AMY Amylase	EPS G-7	1 0501	69.3 1.16	55.5 - 83.2 0.925 - 1.39	U/L µkat/L
PAMY Pancreatic amylase	EPS G-7	1 0551	28.2 0.471	22.6 - 33.9 0.376 - 0.565	U/L µkat/L
APOA1 Apolipoprotein A1	Immunoturbidimetric	1 7102	125 1.25	99.9 - 150 0.999 - 1.50	mg/dL g/L
APOB Apolipoprotein B	Immunoturbidimetric	1 7112	73.5 0.735	58.8 - 88.2 0.588 - 0.882	mg/dL g/L
BILE Total Bile Acids	Enzymatic cycling method	1 2238	13.1	10.5 - 15.7	µmol/L
DBIL Direct Bilirubin	DCA	1 0821	0.865 14.8	0.640 - 1.09 10.9 - 18.6	mg/dL µmol/L
TBIL Total Bilirubin	DCA	1 0811	1.58 27.0	1.17 - 1.99 20.0 - 34.0	mg/dL µmol/L
CA Calcium	Phosphonazo	1 1181	2.13 8.52	1.89 - 2.36 7.58 - 9.46	mmol/L mg/dL
CL Chloride	Colorimetric	1 1221	102 360	92.4 - 111 328 - 393	mmol/L mg/dL
CHOL Cholesterol	CHOD-PAP	1 1300	145 3.76	125 - 166 3.23 - 4.28	mg/dL mmol/L
CHE Cholinesterase	Butyrylthiocholin	1 1401	5934 98.9	4866 - 7002 81.1 - 117	U/L µkat/L
CK Creatine kinase	DGKC, IFCC 37°C	1 1601	153 2.54	122 - 183 2.03 - 3.05	U/L µkat/L
CKMB Creatine kinase	mAK, Immunological method, 37°C	1 1641	31.1 0.519	24.9 - 37.4 0.415 - 0.623	U/L µkat/L
CREA Creatinine	Jaffé, without compensation	1 1711	1.49 132	1.16 - 1.82 103 - 161	mg/dL µmol/L
	Jaffé, with compensation	1 1711	1.37 121	1.07 - 1.67 94.4 - 148	mg/dL µmol/L
	Enzymatic PAP	1 1759	1.39 123	1.09 - 1.70 96.1 - 150	mg/dL µmol/L
GGT γ-Glutamyltransferase	IFCC, DGKC 1994 37°C	1 2801	28.8 0.481	22.5 - 35.2 0.375 - 0.586	U/L µkat/L
GLUC Glucose	GOD-PAP	1 2500	89.3 4.96	75.0 - 104 4.16 - 5.75	mg/dL mmol/L
	HK/G6P-DH	1 2511	88.0 4.88	73.9 - 102 4.10 - 5.67	mg/dL mmol/L
HDLC HDL-Cholesterol	Immunoinhibition	1 3521	40.7 1.05	35.0 - 46.4 0.905 - 1.20	mg/dL mmol/L
	Direct, colorimetric	1 3561	42.4 1.10	36.5 - 48.3 0.943 - 1.25	mg/dL mmol/L

TruLab N

LOT 31253



Cat. No. 5 9000 99 10 061 (6 x 5 mL)
5 9000 99 10 062 (20 x 5 mL)

2024-05-31

respons⁹¹⁰



Updated sheets: www.diasys-diagnostics.com/service-area/value-sheets/

Value sheet version: 2

Short Name / Analyte	Method	Reagent ID	Value	Range	Unit
HBUT β-Hydroxybutyrate	β-HBDH / Diaphorase 37°C	1 3701	0.298	0.238 - 0.357	mmol/L
			3.10	2.48 - 3.72	mg/dL
	β-HBDH 37°C	1 3711	0.313	0.250 - 0.375	mmol/L
			3.25	2.60 - 3.90	mg/dL
IgA Immunoglobulin A	Immunoturbidimetric	1 7202	168	127 - 208	mg/dL
			1.68	1.27 - 2.08	g/L
IgE Immunoglobulin E	Immunoturbidimetric	1 7239	73.2	58.5 - 87.8	IU/mL
			176	141 - 211	ng/mL
IgG Immunoglobulin G	Immunoturbidimetric	1 7212	829	663 - 994	mg/dL
			8.29	6.63 - 9.94	g/L
IgM Immunoglobulin M	Immunoturbidimetric	1 7222	76.1	54.8 - 97.4	mg/dL
			0.761	0.548 - 0.974	g/L
FE Iron	Ferene	1 1911	78.9	67.8 - 89.9	μg/dL
			14.1	12.1 - 16.1	μmol/L
LACT Lactate	LDH UV	1 4001	11.6	9.17 - 14.0	mg/dL
			1.29	1.02 - 1.56	mmol/L
LDH Lactate dehydrogenase	IFCC, DGKC 1994 37°C	1 4211	150	123 - 177	U/L
			2.50	2.05 - 2.94	μkat/L
			2.48	2.03 - 2.93	μkat/L
LDLC LDL-Cholesterol	Homogenous Select, TruCal Lipid	1 4121	82.5	71.0 - 94.1	mg/dL
			2.13	1.84 - 2.43	mmol/L
			2.01	1.73 - 2.29	mmol/L
LPS Lipase	Colorimetric	1 4321	52.2	41.8 - 62.6	U/L
			0.870	0.696 - 1.04	μkat/L
MG Magnesium	Xylydyl blue	1 4610	0.825	0.693 - 0.957	mmol/L
			2.00	1.68 - 2.33	mg/dL
PL Phospholipids	Enzymatic	1 5741	168	135 - 202	mg/dL
			2.17	1.74 - 2.61	mmol/L
PO3 Phosphorus	Molybdate UV	1 5211	2.96	2.42 - 3.49	mg/dL
			0.954	0.783 - 1.13	mmol/L
K Potassium	Enzymatic	1 5221	3.98	3.62 - 4.34	mmol/L
			15.6	14.2 - 17.0	mg/dL
Na Sodium	Enzymatic	1 4808	132	124 - 140	mmol/L
			304	286 - 323	mg/dL
TP Total Protein	Biuret, with sample blank	1 2311	5.50	4.90 - 6.11	g/dL
			55.0	49.0 - 61.1	g/L
TRF Transferrin	Immunoturbidimetric	1 7252	214	171 - 256	mg/dL
			2.14	1.71 - 2.56	g/L
TRIG Triglycerides	GPO-PAP	1 5710	88.5	72.6 - 104	mg/dL
			0.997	0.817 - 1.18	mmol/L
UIBC Unsat.Iron Binding Cap.	Ferene	1 1921	262	209 - 314	μg/dL
			46.9	37.5 - 56.3	μmol/L
UREA Urea	Urease UV	1 3101	36.4	28.4 - 44.4	mg/dL
			6.07	4.73 - 7.40	mmol/L
UA Uric Acid	TOOS	1 3001	4.87	4.19 - 5.56	mg/dL
			290	249 - 331	μmol/L




DiaSys Diagnostic Systems GmbH
Alte Strasse 9 65558 Holzheim Germany
www.diasys-diagnostics.com

TruLab N

LOT 31253

Cat. No. 5 9000 99 10 061 (6 x 5 mL)
5 9000 99 10 062 (20 x 5 mL)

 2024-05-31

respons[®]920



Updated sheets: www.diasys-diagnostics.com/service-area/value-sheets/


Value sheet version: 2

Short Name / Analyte	Method	Reagent ID	Value	Range	1 SD	Unit
ALB Albumin	Bromcresol green	1 0220	3.62 36.2	2.78 - 4.45 27.8 - 44.5	0.277 2.77	g/dL g/L
AP Alkaline phosphatase	IFCC 37°C	1 0441	79.7 1.33	59.8 - 99.7 0.997 - 1.66	6.64 0.111	U/L µkat/L
ALT/GPT Alanine aminotransferase	IFCC, with pyridoxal phosphate 37°C	1 2701 + 2 5010	51.3 0.855	39.5 - 63.1 - 1.05	3.93 0.066	U/L µkat/L
	without pyridoxal phosphate 37°C	1 2701	51.2 0.853	39.4 - 63.0 - 1.05	3.92 0.065	U/L µkat/L
AST/GOT Aspartate aminotransferase	IFCC, with pyridoxal phosphate 37°C	1 2601 + 2 5010	42.1 0.702	32.4 - 51.8 - 0.864	3.23 0.054	U/L µkat/L
	without pyridoxal phosphate 37°C	1 2601	41.9 0.698	32.3 - 51.5 - 0.859	3.21 0.054	U/L µkat/L
AMY Amylase	EPS G-7	1 0501	69.3 1.16	55.5 - 83.2 - 1.39	4.62 0.077	U/L µkat/L
PAMY Pancreatic amylase	EPS G-7	1 0551	28.2 0.471	22.6 - 33.9 - 0.565	1.88 0.031	U/L µkat/L
APOA1 Apolipoprotein A1	Immunoturbidimetric	1 7102	125 1.25	99.9 - 150 - 1.50	8.33 0.083	mg/dL g/L
APOB Apolipoprotein B	Immunoturbidimetric	1 7112	73.5 0.735	58.8 - 88.2 - 0.882	4.90 0.049	mg/dL g/L
DBIL Direct Bilirubin	DCA	1 0821	0.865 14.8	0.640 - 1.09 - 18.6	0.075 1.28	mg/dL µmol/L
TBIL Total Bilirubin	DCA	1 0811	1.58 27.0	1.17 - 1.99 - 34.0	0.137 2.34	mg/dL µmol/L
CA Calcium	Phosphonazo	1 1181	2.13 8.52	1.89 - 2.36 - 9.46	0.078 0.312	mmol/L mg/dL
CL Chloride	Colorimetric	1 1221	102 360	92.4 - 111 - 393	3.05 10.8	mmol/L mg/dL
	Direct ISE	960405	99.2 352	90.3 - 108 - 384	2.98 10.6	mmol/L mg/dL
CHOL Cholesterol	CHOD-PAP	1 1300	145 3.76	125 - 166 - 4.28	6.78 0.175	mg/dL mmol/L
CHE Cholinesterase	Butyrylthiocholin	1 1401	5934 98.9	4866 - 7002 - 117	356 5.93	U/L µkat/L
CK Creatine kinase	DGKC, IFCC 37°C	1 1601	153 2.54	122 - 183 - 3.05	10.2 0.170	U/L µkat/L
CKMB Creatine kinase	mAK, Immunological method, 37°C	1 1641	31.1 0.519	24.9 - 37.4 - 0.623	2.08 0.035	U/L µkat/L
CREA Creatinine	Jaffé, without compensation	1 1711	1.49 132	1.16 - 1.82 - 161	0.109 9.67	mg/dL µmol/L
	Jaffé, with compensation	1 1711	1.37 121	1.07 - 1.67 - 148	0.100 8.87	mg/dL µmol/L
	Enzymatic PAP	1 1759	1.39 123	1.09 - 1.70 - 150	0.102 9.03	mg/dL µmol/L
GGT γ-Glutamyltransferase	IFCC, DGKC 1994 37°C	1 2801	28.8 0.481	22.5 - 35.2 - 0.586	2.11 0.035	U/L µkat/L
GLUC Glucose	GOD-PAP	1 2500	89.3 4.96	75.0 - 104 - 5.75	4.76 0.264	mg/dL mmol/L
	HK/G6P-DH	1 2511	88.0 4.88	73.9 - 102 - 5.67	4.69 0.260	mg/dL mmol/L
HDLC HDL-Cholesterol	Immunoinhibition	1 3521	40.7 1.05	35.0 - 46.4 - 1.20	1.90 0.049	mg/dL mmol/L
	Direct, colorimetric	1 3561	42.4 1.10	36.5 - 48.3 - 1.25	1.98 0.051	mg/dL mmol/L

TruLab N

LOT 31253

Cat. No. 5 9000 99 10 061 (6 x 5 mL)
5 9000 99 10 062 (20 x 5 mL)

 2024-05-31

respons[®]920



Updated sheets: www.diasys-diagnostics.com/service-area/value-sheets/

Value sheet version: 2

Short Name / Analyte	Method	Reagent ID	Value	Range	1 SD	Unit
HBUT β-Hydroxybutyrate	β-HBDH / Diaphorase 37°C	1 3701	0.298	0.238 - 0.357	0.020	mmol/L
			3.10	2.48 - 3.72	0.207	mg/dL
	β-HBDH 37°C	1 3711	0.313	0.250 - 0.375	0.021	mmol/L
			3.25	2.60 - 3.90	0.217	mg/dL
IgA Immunoglobulin A	Immunoturbidimetric	1 7202	168	127 - 208	13.4	mg/dL
			1.68	1.27 - 2.08	0.134	g/L
IgE Immunoglobulin E	Immunoturbidimetric	1 7239	73.2	58.5 - 87.8	4.88	IU/mL
			176	141 - 211	11.7	ng/mL
IgG Immunoglobulin G	Immunoturbidimetric	1 7212	829	663 - 994	55.2	mg/dL
			8.29	6.63 - 9.94	0.552	g/L
IgM Immunoglobulin M	Immunoturbidimetric	1 7222	76.1	54.8 - 97.4	7.10	mg/dL
			0.761	0.548 - 0.974	0.071	g/L
FE Iron	Ferene	1 1911	84.7	72.8 - 96.5	3.95	µg/dL
			15.2	13.0 - 17.3	0.708	µmol/L
LACT Lactate	LDH UV	1 4001	11.6	9.17 - 14.0	0.813	mg/dL
			1.29	1.02 - 1.56	0.090	mmol/L
LDH Lactate dehydrogenase	IFCC, DGKC 1994 37°C	1 4211	150	123 - 177	8.98	U/L
			2.50	2.05 - 2.94	0.150	µkat/L
	IFCC, modified	1 4251	149	122 - 176	8.93	U/L
			2.48	2.03 - 2.93	0.149	µkat/L
LDLC LDL-Cholesterol	Homogenous Select, TruCal Lipid	1 4121	79.2	68.1 - 90.3	3.70	mg/dL
			2.05	1.76 - 2.34	0.096	mmol/L
	Direct, colorimetric	1 4131	77.7	66.8 - 88.6	3.63	mg/dL
			2.01	1.73 - 2.29	0.094	mmol/L
LPS Lipase	Colorimetric	1 4321	52.2	41.8 - 62.6	3.48	U/L
			0.870	0.696 - 1.04	0.058	µkat/L
LI Lithium	Direct ISE	960406	0.902	0.775 - 1.03	0.042	mmol/L
			0.626	0.538 - 0.713	0.029	mg/dL
MG Magnesium	Xylidyl blue	1 4610	0.825	0.693 - 0.957	0.044	mmol/L
			2.00	1.68 - 2.33	0.107	mg/dL
PO3 Phosphorus	Molybdate UV	1 5211	2.96	2.42 - 3.49	0.177	mg/dL
			0.954	0.783 - 1.13	0.057	mmol/L
K Potassium	Enzymatic	1 5221	3.98	3.62 - 4.34	0.119	mmol/L
			15.6	14.2 - 17.0	0.467	mg/dL
	Direct ISE	960403	3.79	3.45 - 4.13	0.114	mmol/L
			14.8	13.5 - 16.1	0.444	mg/dL
Na Sodium	Enzymatic	1 4808	132	124 - 140	2.65	mmol/L
			304	286 - 323	6.08	mg/dL
	Direct ISE	960402	137	129 - 145	2.74	mmol/L
			314	296 - 333	6.29	mg/dL
TP Total Protein	Biuret, with sample blank	1 2311	5.50	4.90 - 6.11	0.202	g/dL
			55.0	49.0 - 61.1	2.02	g/L
TRF Transferrin	Immunoturbidimetric	1 7252	214	171 - 256	14.2	mg/dL
			2.14	1.71 - 2.56	0.142	g/L
TRIG Triglycerides	GPO-PAP	1 5710	88.5	72.6 - 104	5.31	mg/dL
			0.997	0.817 - 1.18	0.060	mmol/L
UIBC Unsat.Iron Binding Cap.	Ferene	1 1921	262	209 - 314	17.5	µg/dL
			46.9	37.5 - 56.3	3.13	µmol/L
UREA Urea	Urease UV	1 3101	36.4	28.4 - 44.4	2.67	mg/dL
			6.07	4.73 - 7.40	0.445	mmol/L
UA Uric Acid	TOOS	1 3001	4.87	4.19 - 5.56	0.227	mg/dL
			290	249 - 331	13.5	µmol/L



DiaSys Diagnostic Systems GmbH
Alte Strasse 9 65558 Holzheim Germany
www.diasys-diagnostics.com



TruLab N

LOT 31253

Cat. No. 5 9000 99 10 061 (6 x 5 mL)
5 9000 99 10 062 (20 x 5 mL)

2024-05-31

respons[®]940




Updated sheets: www.diasys-diagnostics.com/service-area/value-sheets/

Value sheet version: 2

Short Name / Analyte	Method	Reagent ID	Value	Range	1 SD	Unit
ALB Albumin	Bromcresol green	1 0220	3.62 36.2	2.78 - 4.45 27.8 - 44.5	0.277 2.77	g/dL g/L
AP Alkaline phosphatase	IFCC 37°C	1 0441	79.7 1.33	59.8 - 99.7 0.997 - 1.66	6.64 0.111	U/L µkat/L
ALT/GPT Alanine aminotransferase	IFCC, with pyridoxal phosphate 37°C	1 2701 + 2 5010	51.3 0.855	39.5 - 63.1 0.659 - 1.05	3.93 0.066	U/L µkat/L
	without pyridoxal phosphate 37°C	1 2701	51.2 0.853	39.4 - 63.0 0.657 - 1.05	3.92 0.065	U/L µkat/L
AST/GOT Aspartate aminotransferase	IFCC, with pyridoxal phosphate 37°C	1 2601 + 2 5010	42.1 0.702	32.4 - 51.8 0.541 - 0.864	3.23 0.054	U/L µkat/L
	without pyridoxal phosphate 37°C	1 2601	41.9 0.698	32.3 - 51.5 0.538 - 0.859	3.21 0.054	U/L µkat/L
AMY Amylase	EPS G-7	1 0501	69.3 1.16	55.5 - 83.2 0.925 - 1.39	4.62 0.077	U/L µkat/L
PAMY Pancreatic amylase	EPS G-7	1 0551	28.2 0.471	22.6 - 33.9 0.376 - 0.565	1.88 0.031	U/L µkat/L
APOA1 Apolipoprotein A1	Immunoturbidimetric	1 7102	125 1.25	99.9 - 150 0.999 - 1.50	8.33 0.083	mg/dL g/L
APOB Apolipoprotein B	Immunoturbidimetric	1 7112	73.5 0.735	58.8 - 88.2 0.588 - 0.882	4.90 0.049	mg/dL g/L
DBIL Direct Bilirubin	DCA	1 0821	0.865 14.8	0.640 - 1.09 10.9 - 18.6	0.075 1.28	mg/dL µmol/L
TBIL Total Bilirubin	DCA	1 0811	1.58 27.0	1.17 - 1.99 20.0 - 34.0	0.137 2.34	mg/dL µmol/L
CA Calcium	Phosphonazo	1 1181	2.13 8.52	1.89 - 2.36 7.58 - 9.46	0.078 0.312	mmol/L mg/dL
CL Chloride	Colorimetric	1 1221	102 360	92.4 - 111 328 - 393	3.05 10.8	mmol/L mg/dL
	Direct ISE	960405	99.2 352	90.3 - 108 320 - 384	2.98 10.6	mmol/L mg/dL
CHOL Cholesterol	CHOD-PAP	1 1300	145 3.76	125 - 166 3.23 - 4.28	6.78 0.175	mg/dL mmol/L
CHE Cholinesterase	Butyrylthiocholin	1 1401	5934 98.9	4866 - 7002 81.1 - 117	356 5.93	U/L µkat/L
CK Creatine kinase	DGKC, IFCC 37°C	1 1601	153 2.54	122 - 183 2.03 - 3.05	10.2 0.170	U/L µkat/L
CKMB Creatine kinase	mAK, Immunological method, 37°C	1 1641	31.1 0.519	24.9 - 37.4 0.415 - 0.623	2.08 0.035	U/L µkat/L
CREA Creatinine	Jaffé, without compensation	1 1711	1.49 132	1.16 - 1.82 103 - 161	0.109 9.67	mg/dL µmol/L
	Jaffé, with compensation	1 1711	1.37 121	1.07 - 1.67 94.4 - 148	0.100 8.87	mg/dL µmol/L
	Enzymatic PAP	1 1759	1.39 123	1.09 - 1.70 96.1 - 150	0.102 9.03	mg/dL µmol/L
GGT γ-Glutamyltransferase	IFCC, DGKC 1994 37°C	1 2801	28.8 0.481	22.5 - 35.2 0.375 - 0.586	2.11 0.035	U/L µkat/L
GLUC Glucose	GOD-PAP	1 2500	89.3 4.96	75.0 - 104 4.16 - 5.75	4.76 0.264	mg/dL mmol/L
	HK/G6P-DH	1 2511	88.0 4.88	73.9 - 102 4.10 - 5.67	4.69 0.260	mg/dL mmol/L
HDLC HDL-Cholesterol	Immunoinhibition	1 3521	40.7 1.05	35.0 - 46.4 0.905 - 1.20	1.90 0.049	mg/dL mmol/L
	Direct, colorimetric	1 3561	42.4 1.10	36.5 - 48.3 0.943 - 1.25	1.98 0.051	mg/dL mmol/L

TruLab N

LOT 31253



Cat. No. 5 9000 99 10 061 (6 x 5 mL)
5 9000 99 10 062 (20 x 5 mL)

2024-05-31

respons[®]940



Updated sheets: www.diasys-diagnostics.com/service-area/value-sheets/

Value sheet version: 2

Short Name / Analyte	Method	Reagent ID	Value	Range	1 SD	Unit
HBUT β-Hydroxybutyrate	β-HBDH / Diaphorase 37°C	1 3701	0.298	0.238 - 0.357	0.020	mmol/L
			3.10	2.48 - 3.72	0.207	mg/dL
	β-HBDH 37°C	1 3711	0.313	0.250 - 0.375	0.021	mmol/L
			3.25	2.60 - 3.90	0.217	mg/dL
IgA Immunoglobulin A	Immunoturbidimetric	1 7202	168	127 - 208	13.4	mg/dL
			1.68	1.27 - 2.08	0.134	g/L
IgE Immunoglobulin E	Immunoturbidimetric	1 7239	73.2	58.5 - 87.8	4.88	IU/mL
			176	141 - 211	11.7	ng/mL
IgG Immunoglobulin G	Immunoturbidimetric	1 7212	829	663 - 994	55.2	mg/dL
			8.29	6.63 - 9.94	0.552	g/L
IgM Immunoglobulin M	Immunoturbidimetric	1 7222	76.1	54.8 - 97.4	7.10	mg/dL
			0.761	0.548 - 0.974	0.071	g/L
FE Iron	Ferene	1 1911	84.7	72.8 - 96.5	3.95	µg/dL
			15.2	13.0 - 17.3	0.708	µmol/L
LACT Lactate	LDH UV	1 4001	11.6	9.17 - 14.0	0.813	mg/dL
			1.29	1.02 - 1.56	0.090	mmol/L
LDH Lactate dehydrogenase	IFCC, DGKC 1994 37°C	1 4211	150	123 - 177	8.98	U/L
			2.50	2.05 - 2.94	0.150	µkat/L
	IFCC, modified	1 4251	149	122 - 176	8.93	U/L
			2.48	2.03 - 2.93	0.149	µkat/L
LDLC LDL-Cholesterol	Homogenous Select, TruCal Lipid	1 4121	79.2	68.1 - 90.3	3.70	mg/dL
			2.05	1.76 - 2.34	0.096	mmol/L
	Direct, colorimetric	1 4131	77.7	66.8 - 88.6	3.63	mg/dL
			2.01	1.73 - 2.29	0.094	mmol/L
LPS Lipase	Colorimetric	1 4321	52.2	41.8 - 62.6	3.48	U/L
			0.870	0.696 - 1.04	0.058	µkat/L
LI Lithium	Direct ISE	960406	0.902	0.775 - 1.03	0.042	mmol/L
			0.626	0.538 - 0.713	0.029	mg/dL
MG Magnesium	Xylidyl blue	1 4610	0.825	0.693 - 0.957	0.044	mmol/L
			2.00	1.68 - 2.33	0.107	mg/dL
PO3 Phosphorus	Molybdate UV	1 5211	2.96	2.42 - 3.49	0.177	mg/dL
			0.954	0.783 - 1.13	0.057	mmol/L
K Potassium	Enzymatic	1 5221	3.98	3.62 - 4.34	0.119	mmol/L
			15.6	14.2 - 17.0	0.467	mg/dL
	Direct ISE	960403	3.79	3.45 - 4.13	0.114	mmol/L
			14.8	13.5 - 16.1	0.444	mg/dL
Na Sodium	Enzymatic	1 4808	132	124 - 140	2.65	mmol/L
			304	286 - 323	6.08	mg/dL
	Direct ISE	960402	137	129 - 145	2.74	mmol/L
			314	296 - 333	6.29	mg/dL
TP Total Protein	Biuret, with sample blank	1 2311	5.50	4.90 - 6.11	0.202	g/dL
			55.0	49.0 - 61.1	2.02	g/L
TRF Transferrin	Immunoturbidimetric	1 7252	214	171 - 256	14.2	mg/dL
			2.14	1.71 - 2.56	0.142	g/L
TRIG Triglycerides	GPO-PAP	1 5710	88.5	72.6 - 104	5.31	mg/dL
			0.997	0.817 - 1.18	0.060	mmol/L
UIBC Unsat.Iron Binding Cap.	Ferene	1 1921	262	209 - 314	17.5	µg/dL
			46.9	37.5 - 56.3	3.13	µmol/L
UREA Urea	Urease UV	1 3101	36.4	28.4 - 44.4	2.67	mg/dL
			6.07	4.73 - 7.40	0.445	mmol/L
UA Uric Acid	TOOS	1 3001	4.87	4.19 - 5.56	0.227	mg/dL
			290	249 - 331	13.5	µmol/L




DiaSys Diagnostic Systems GmbH
Alte Strasse 9 65558 Holzheim Germany
www.diasys-diagnostics.com

TruLab N

LOT 31253

Cat. No. 5 9000 99 10 061 (6 x 5 mL)
5 9000 99 10 062 (20 x 5 mL)

 2024-05-31

BioMajesty®



Updated sheets: www.diasys-diagnostics.com/service-area/value-sheets/


Value sheet version: 2

Short Name / Analyte	Method	Reagent ID	Value	Range	1 SD	Unit
ALB Albumin	Bromcresol green	1 0220	3.62 36.2	2.78 - 4.45 27.8 - 44.5	0.277 2.77	g/dL g/L
AP Alkaline phosphatase	IFCC 37°C	1 0441	79.7 1.33	59.8 - 99.7 0.997 - 1.66	6.64 0.111	U/L µkat/L
ALT/GPT Alanine aminotransferase	IFCC, with pyridoxal phosphate 37°C	1 2701 +	51.3 2 5010 0.853	39.5 - 63.1 0.659 - 1.05 0.657 - 1.05	3.93 0.066 0.065	U/L µkat/L µkat/L
	without pyridoxal phosphate 37°C	1 2701	51.2 0.853	39.4 - 63.0 0.657 - 1.05	3.92 0.065	U/L µkat/L
AST/GOT Aspartate aminotransferase	IFCC, with pyridoxal phosphate 37°C	1 2601 +	42.1 2 5010 0.702	32.4 - 51.8 0.541 - 0.864	3.23 0.054	U/L µkat/L
	without pyridoxal phosphate 37°C	1 2601	41.9 0.698	32.3 - 51.5 0.538 - 0.859	3.21 0.054	U/L µkat/L
AMY Amylase	EPS G-7	1 0501	69.3 1.16	55.5 - 83.2 0.925 - 1.39	4.62 0.077	U/L µkat/L
PAMY Pancreatic amylase	EPS G-7	1 0551	28.2 0.471	22.6 - 33.9 0.376 - 0.565	1.88 0.031	U/L µkat/L
APOA1 Apolipoprotein A1	Immunoturbidimetric	1 7102	125 1.25	99.9 - 150 0.999 - 1.50	8.33 0.083	mg/dL g/L
APOB Apolipoprotein B	Immunoturbidimetric	1 7112	73.5 0.735	58.8 - 88.2 0.588 - 0.882	4.90 0.049	mg/dL g/L
DBIL Direct Bilirubin	DCA	1 0821	0.865 14.8	0.640 - 1.09 10.9 - 18.6	0.075 1.28	mg/dL µmol/L
TBIL Total Bilirubin	DCA	1 0811	1.58 27.0	1.17 - 1.99 20.0 - 34.0	0.137 2.34	mg/dL µmol/L
CA Calcium	Phosphonazo	1 1181	2.13 8.52	1.89 - 2.36 7.58 - 9.46	0.078 0.312	mmol/L mg/dL
CL Chloride	Indirect ISE	980132	98.3 349	89.4 - 107 317 - 380	2.95 10.5	mmol/L mg/dL
CHOL Cholesterol	CHOD-PAP	1 1300	145 3.76	125 - 166 3.23 - 4.28	6.78 0.175	mg/dL mmol/L
CHE Cholinesterase	Butyrylthiocholin	1 1401	5934 98.9	4866 - 7002 81.1 - 117	356 5.93	U/L µkat/L
CK Creatine kinase	DGKC, IFCC 37°C	1 1601	153 2.54	122 - 183 2.03 - 3.05	10.2 0.170	U/L µkat/L
CKMB Creatine kinase	mAK, Immunological method, 37°C	1 1641	31.1 0.519	24.9 - 37.4 0.415 - 0.623	2.08 0.035	U/L µkat/L
CREA Creatinine	Jaffé, without compensation	1 1711	1.49 132	1.16 - 1.82 103 - 161	0.109 9.67	mg/dL µmol/L
	Jaffé, with compensation	1 1711	1.37 121	1.07 - 1.67 94.4 - 148	0.100 8.87	mg/dL µmol/L
	Enzymatic PAP	1 1759	1.39 123	1.09 - 1.70 96.1 - 150	0.102 9.03	mg/dL µmol/L
GGT γ-Glutamyltransferase	IFCC, DGKC 1994 37°C	1 2801	28.8 0.481	22.5 - 35.2 0.375 - 0.586	2.11 0.035	U/L µkat/L
GLUC Glucose	HK/G6P-DH	1 2511	88.0 4.88	73.9 - 102 4.10 - 5.67	4.69 0.260	mg/dL mmol/L

TruLab N

LOT 31253

Cat. No. 5 9000 99 10 061 (6 x 5 mL)
5 9000 99 10 062 (20 x 5 mL)

 2024-05-31

BioMajesty[®]



Updated sheets: www.diasys-diagnostics.com/service-area/value-sheets/

Value sheet version: 2

Short Name / Analyte	Method	Reagent ID	Value	Range	1 SD	Unit
HDLC HDL-Cholesterol	Immunoinhibition	1 3521	40.7	35.0 - 46.4	1.90	mg/dL
			1.05	0.905 - 1.20	0.049	mmol/L
	Direct, colorimetric	1 3561	42.4	36.5 - 48.3	1.98	mg/dL
			1.10	0.943 - 1.25	0.051	mmol/L
HBUT β-Hydroxybutyrate	β-HBDH / Diaphorase 37°C	1 3701	0.298	0.238 - 0.357	0.020	mmol/L
			3.10	2.48 - 3.72	0.207	mg/dL
	β-HBDH 37°C	1 3711	0.313	0.250 - 0.375	0.021	mmol/L
			3.25	2.60 - 3.90	0.217	mg/dL
IgA Immunoglobulin A	Immunoturbidimetric	1 7202	168	127 - 208	13.4	mg/dL
			1.68	1.27 - 2.08	0.134	g/L
IgE Immunoglobulin E	Immunoturbidimetric	1 7239	73.2	58.5 - 87.8	4.88	IU/mL
			176	141 - 211	11.7	ng/mL
IgG Immunoglobulin G	Immunoturbidimetric	1 7212	829	663 - 994	55.2	mg/dL
			8.29	6.63 - 9.94	0.552	g/L
IgM Immunoglobulin M	Immunoturbidimetric	1 7222	76.1	54.8 - 97.4	7.10	mg/dL
			0.761	0.548 - 0.974	0.071	g/L
FE Iron	Ferene	1 1911	78.9	67.8 - 89.9	3.68	µg/dL
			14.1	12.1 - 16.1	0.659	µmol/L
LACT Lactate	LDH UV	1 4001	11.6	9.17 - 14.0	0.813	mg/dL
			1.29	1.02 - 1.56	0.090	mmol/L
LDH Lactate dehydrogenase	IFCC, DGKC 1994 37°C	1 4211	150	123 - 177	8.98	U/L
			2.50	2.05 - 2.94	0.150	µkat/L
	IFCC, modified	1 4251	150	123 - 177	8.98	U/L
			2.50	2.05 - 2.94	0.150	µkat/L
LDLC LDL-Cholesterol	Homogenous Select, TruCal Lipid	1 4121	82.5	71.0 - 94.1	3.85	mg/dL
			2.13	1.84 - 2.43	0.100	mmol/L
	Direct, colorimetric	1 4131	77.7	66.8 - 88.6	3.63	mg/dL
			2.01	1.73 - 2.29	0.094	mmol/L
LPS Lipase	Colorimetric	1 4321	52.2	41.8 - 62.6	3.48	U/L
			0.870	0.696 - 1.04	0.058	µkat/L
MG Magnesium	Xylidyl blue	1 4610	0.825	0.693 - 0.957	0.044	mmol/L
			2.00	1.68 - 2.33	0.107	mg/dL
PL Phospholipids	Enzymatic	1 5741	168	135 - 202	11.2	mg/dL
			2.17	1.74 - 2.61	0.145	mmol/L
PO3 Phosphorus	Molybdate UV	1 5211	2.96	2.42 - 3.49	0.177	mg/dL
			0.954	0.783 - 1.13	0.057	mmol/L
K Potassium	Indirect ISE	980131	3.80	3.46 - 4.14	0.114	mmol/L
			14.8	13.5 - 16.2	0.445	mg/dL
Na Sodium	Indirect ISE	980130	133	125 - 141	2.67	mmol/L
			307	288 - 325	6.14	mg/dL
TP Total Protein	Biuret, with sample blank	1 2311	5.50	4.90 - 6.11	0.202	g/dL
			55.0	49.0 - 61.1	2.02	g/L
TRF Transferrin	Immunoturbidimetric	1 7252	214	171 - 256	14.2	mg/dL
			2.14	1.71 - 2.56	0.142	g/L
TRIG Triglycerides	GPO-PAP	1 5710	88.5	72.6 - 104	5.31	mg/dL
			0.997	0.817 - 1.18	0.060	mmol/L
UIBC Unsat.Iron Binding Cap.	Ferene	1 1921	262	209 - 314	17.5	µg/dL
			46.9	37.5 - 56.3	3.13	µmol/L
UREA Urea	Urease UV	1 3101	36.4	28.4 - 44.4	2.67	mg/dL
			6.07	4.73 - 7.40	0.445	mmol/L
UA Uric Acid	TOOS	1 3001	4.87	4.19 - 5.56	0.227	mg/dL
			290	249 - 331	13.5	µmol/L



DiaSys Diagnostic Systems GmbH
Alte Strasse 9 65558 Holzheim Germany
www.diasys-diagnostics.com