

TruLab L Level 1

LOT 30761

Cat. No. 5 9020 99 10 065 (3 x 3 mL)



2024-02-29

Updated sheets: www.diasys-diagnostics.com/service-area/value-sheets/

Value sheet version: 4

Short Name / Analyte	Method	Reagent ID	Value	Range	Unit
APOA1	Immunoturbidimetric	1 7102	121	96.4 - 145	mg/dL
Apolipoprotein A1			1.21	0.964 - 1.45	g/L
APOB	Immunoturbidimetric	1 7112	91.9	73.6 - 110	mg/dL
Apolipoprotein B			0.919	0.736 - 1.10	g/L
CHOL	CHOD-PAP	1 1300 +	156	134 - 178	mg/dL
Cholesterol		1 1350	4.04	3.47 - 4.60	mmol/L
			1.56	1.34 - 1.78	g/L
HDLC	Immunoinhibition	1 3521	37.4	30.0 - 44.9	mg/dL
HDL-Cholesterol			0.968	0.775 - 1.16	mmol/L
			0.374	0.300 - 0.449	g/L
	Direct, colorimetric	1 3561	31.6	25.3 - 37.9	mg/dL
			0.817	0.654 - 0.98	mmol/L
			0.316	0.253 - 0.379	g/L
	CHOD-PAP Precipitant	1 1300 +	28.9	23.1 - 34.7	mg/dL
		1 3540	0.747	0.598 - 0.896	mmol/L
			0.289	0.231 - 0.347	g/L
LDLC	Homogenous Select, TruCal Lipid	1 4121	97.6	78.1 - 117	mg/dL
LDL-Cholesterol			2.52	2.02 - 3.03	mmol/L
			0.976	0.781 - 1.17	g/L
	Direct, colorimetric	1 4131	100	80.3 - 120	mg/dL
			2.60	2.08 - 3.11	mmol/L
			1.00	0.803 - 1.20	g/L
	CHOD-PAP Precipitant	1 1300 +	104	83.4 - 125	mg/dL
		1 4330	2.70	2.16 - 3.24	mmol/L
			1.04	0.834 - 1.25	g/L
Lp-PLA₂	Colorimetric	1 7181	303	243 - 364	U/L
Lipoprotein-associated phospholipase A2			5.05	4.04 - 6.06	µkat/L
NEFA	Enzymatic	1 5781	16.6	13.3 - 19.9	mg/dL
Non-esterified fatty acids			0.588	0.470 - 0.706	mmol/L
			0.166	0.133 - 0.199	g/L
PL	Enzymatic	1 5741	169	135 - 202	mg/dL
Phospholipids			2.18	1.74 - 2.61	mmol/L
			1.69	1.35 - 2.02	g/L
TRIG	GPO-PAP	1 5760	94.9	75.9 - 114	mg/dL
Triglycerides		1 5710	1.07	0.855 - 1.28	mmol/L
			0.949	0.759 - 1.14	g/L




DiaSys Diagnostic Systems GmbH
 Alte Strasse 9 65558 Holzheim Germany
www.diasys-diagnostics.com

TruLab L Level 1

LOT 30761

Cat. No. 5 9020 99 10 065 (3 x 3 mL)

 2024-02-29

respons[®]910



Updated sheets: www.diasys-diagnostics.com/service-area/value-sheets/

Value sheet version: 4

Short Name / Analyte	Method	Reagent ID	Value	Range	Unit
APOA1 Apolipoprotein A1	Immunoturbidimetric	1 7102	121 1.21	96.4 - 145 0.964 - 1.45	mg/dL g/L
APOB Apolipoprotein B	Immunoturbidimetric	1 7112	91.9 0.919	73.6 - 110 0.736 - 1.10	mg/dL g/L
CHOL Cholesterol	CHOD-PAP	1 1300 +	156	134 - 178	mg/dL
		1 1350	4.04 1.56	3.47 - 4.60 1.34 - 1.78	mmol/L g/L
		1 3521	37.4 0.968 0.374	30.0 - 44.9 0.775 - 1.16 0.300 - 0.449	mg/dL mmol/L g/L
HDLC HDL-Cholesterol	Direct, colorimetric	1 3561	31.6 0.817 0.316	25.3 - 37.9 0.654 - 0.98 0.253 - 0.379	mg/dL mmol/L g/L
		1 4121	97.6 2.52 0.976	78.1 - 117 2.02 - 3.03 0.781 - 1.17	mg/dL mmol/L g/L
		1 4131	100 2.60 1.00	80.3 - 120 2.08 - 3.11 0.803 - 1.20	mg/dL mmol/L g/L
Lp-PLA₂ Lipoprotein-associated phospholipase A2	Colorimetric	1 7181	303 5.05	243 - 364 4.04 - 6.06	U/L μkat/L
NEFA Non-esterified fatty acids	Enzymatic	1 5781	16.6 0.588 0.166	13.3 - 19.9 0.470 - 0.706 0.133 - 0.199	mg/dL mmol/L g/L
		1 5741	169 2.18 1.69	135 - 202 1.74 - 2.61 1.35 - 2.02	mg/dL mmol/L g/L
		1 5760 1 5710	94.9 1.07 0.949	75.9 - 114 0.855 - 1.28 0.759 - 1.14	mg/dL mmol/L g/L
TRIG Triglycerides	GPO-PAP	1 5760 1 5710	94.9 1.07 0.949	75.9 - 114 0.855 - 1.28 0.759 - 1.14	mg/dL mmol/L g/L




DiaSys Diagnostic Systems GmbH
Alte Strasse 9 65558 Holzheim Germany
www.diasys-diagnostics.com

TruLab L Level 1

LOT 30761

Cat. No. 5 9020 99 10 065 (3 x 3 mL)

 2024-02-29

respons[®]920



Updated sheets: www.diasys-diagnostics.com/service-area/value-sheets/

Value sheet version: 4

Short Name / Analyte	Method	Reagent ID	Value	Range	1SD	Unit	
APOA1 Apolipoprotein A1	Immunoturbidimetric	1 7102	121 1.21	96.4 - 145 0.964 - 1.45	8.04 0.080	mg/dL g/L	
APOB Apolipoprotein B	Immunoturbidimetric	1 7112	91.9 0.919	73.6 - 110 0.736 - 1.10	6.13 0.061	mg/dL g/L	
CHOL Cholesterol	CHOD-PAP	1 1300 +	156	134 - 178	7.28	mg/dL	
		1 1350	4.04 1.56	3.47 - 4.60 1.34 - 1.78	0.188 0.073	mmol/L g/L	
		1 3521	37.4 0.968 0.374	30.0 - 44.9 0.775 - 1.16 0.300 - 0.449	2.50 0.065 0.025	mg/dL mmol/L g/L	
HDLC HDL-Cholesterol	Immunoinhibition	1 3561	31.6 0.817 0.316	25.3 - 37.9 0.654 - 0.98 0.253 - 0.379	2.11 0.054 0.021	mg/dL mmol/L g/L	
		Direct, colorimetric	1 4121	91.7 2.37 0.917	73.4 - 110 1.90 - 2.85 0.734 - 1.10	6.11 0.158 0.061	mg/dL mmol/L g/L
			1 4131	100 2.60 1.00	80.3 - 120 2.08 - 3.11 0.803 - 1.20	6.69 0.173 0.067	mg/dL mmol/L g/L
			LDLC LDL-Cholesterol	Homogenous Select, TruCal Lipid	1 5760	94.9	75.9 - 114
1 5710	1.07 0.949	0.855 - 1.28 0.759 - 1.14			0.071 0.063	mmol/L g/L	
TRIG Triglycerides	GPO-PAP	1 5760	94.9	75.9 - 114	6.33	mg/dL	
		1 5710	1.07 0.949	0.855 - 1.28 0.759 - 1.14	0.071 0.063	mmol/L g/L	




DiaSys Diagnostic Systems GmbH
 Alte Strasse 9 65558 Holzheim Germany
www.diasys-diagnostics.com

TruLab L Level 1

LOT 30761

Cat. No. 5 9020 99 10 065 (3 x 3 mL)

 2024-02-29

respons[®]940



Updated sheets: www.diasys-diagnostics.com/service-area/value-sheets/

Value sheet version: 4

Short Name / Analyte	Method	Reagent ID	Value	Range	1SD	Unit	
APOA1 Apolipoprotein A1	Immunoturbidimetric	1 7102	121	96.4 - 145	8.04	mg/dL	
			1.21	0.964 - 1.45	0.080	g/L	
APOB Apolipoprotein B	Immunoturbidimetric	1 7112	91.9	73.6 - 110	6.13	mg/dL	
			0.919	0.736 - 1.10	0.061	g/L	
CHOL Cholesterol	CHOD-PAP	1 1300 +	156	134 - 178	7.28	mg/dL	
			1 1350	4.04	3.47 - 4.60	0.188	mmol/L
			1.56	1.34 - 1.78	0.073	g/L	
HDLC HDL-Cholesterol	Immunoinhibition	1 3521	37.4	30.0 - 44.9	2.50	mg/dL	
			0.968	0.775 - 1.16	0.065	mmol/L	
			0.374	0.300 - 0.449	0.025	g/L	
	Direct, colorimetric	1 3561	31.6	25.3 - 37.9	2.11	mg/dL	
			0.817	0.654 - 0.98	0.054	mmol/L	
LDLC LDL-Cholesterol	Homogenous Select, TruCal Lipid	1 4121	91.7	73.4 - 110	6.11	mg/dL	
			2.37	1.90 - 2.85	0.158	mmol/L	
			0.917	0.734 - 1.10	0.061	g/L	
	Direct, colorimetric	1 4131	100	80.3 - 120	6.69	mg/dL	
			2.60	2.08 - 3.11	0.173	mmol/L	
TRIG Triglycerides	GPO-PAP	1 5760	94.9	75.9 - 114	6.33	mg/dL	
			1 5710	1.07	0.855 - 1.28	0.071	mmol/L
			0.949	0.759 - 1.14	0.063	g/L	



DiaSys Diagnostic Systems GmbH
 Alte Strasse 9 65558 Holzheim Germany
www.diasys-diagnostics.com



TruLab L Level 1

LOT 30761

Cat. No. 5 9020 99 10 065 (3 x 3 mL)



2024-02-29

BioMajesty®



Updated sheets: www.diasys-diagnostics.com/service-area/value-sheets/

Value sheet version: 4

Short Name / Analyte	Method	Reagent ID	Value	Range	1SD	Unit
APOA1	Immunoturbidimetric	1 7102	121	96.4 - 145	8.04	mg/dL
Apolipoprotein A1			1.21	0.964 - 1.45	0.080	g/L
APOB	Immunoturbidimetric	1 7112	91.9	73.6 - 110	6.13	mg/dL
Apolipoprotein B			0.919	0.736 - 1.10	0.061	g/L
CHOL	CHOD-PAP	1 1300 +	156	134 - 178	7.28	mg/dL
Cholesterol		1 1350	4.04	3.47 - 4.60	0.188	mmol/L
			1.56	1.34 - 1.78	0.073	g/L
HDLC	Immunoinhibition	1 3521	37.4	30.0 - 44.9	2.50	mg/dL
HDL-Cholesterol			0.968	0.775 - 1.16	0.065	mmol/L
			0.374	0.300 - 0.449	0.025	g/L
	Direct, colorimetric	1 3561	31.6	25.3 - 37.9	2.11	mg/dL
			0.817	0.654 - 0.98	0.054	mmol/L
			0.316	0.253 - 0.379	0.021	g/L
LDLC	Homogenous Select, TruCal Lipid	1 4121	97.6	78.1 - 117	6.50	mg/dL
LDL-Cholesterol			2.52	2.02 - 3.03	0.168	mmol/L
			0.976	0.781 - 1.17	0.065	g/L
	Direct, colorimetric	1 4131	100	80.3 - 120	6.69	mg/dL
			2.60	2.08 - 3.11	0.173	mmol/L
			1.00	0.803 - 1.20	0.067	g/L
NEFA	Enzymatic	1 5781	16.6	13.3 - 19.9	1.11	mg/dL
Non-esterified fatty acids			0.588	0.470 - 0.706	0.039	mmol/L
			0.166	0.133 - 0.199	0.011	g/L
PL	Enzymatic	1 5741	169	135 - 202	11.2	mg/dL
Phospholipids			2.18	1.74 - 2.61	0.145	mmol/L
			1.69	1.35 - 2.02	0.112	g/L
TRIG	GPO-PAP	1 5760	94.9	75.9 - 114	6.33	mg/dL
Triglycerides		1 5710	1.07	0.855 - 1.28	0.071	mmol/L
			0.949	0.759 - 1.14	0.063	g/L



DiaSys Diagnostic Systems GmbH
Alte Strasse 9 65558 Holzheim Germany
www.diasys-diagnostics.com