

TruLab L Level 2

LOT 32553

Cat. No. 5 9030 99 10 065 (3 x 3 mL)



2025-01-31

Updated sheets: www.diasys-diagnostics.com/service-area/value-sheets/

Value sheet version: 2

Short Name / Analyte	Method	Reagent ID	Value	Range	Unit
APOA1 Apolipoprotein A1	Immunoturbidimetric	1 7102	152 1.52	122 - 183 1.22 - 1.83	mg/dL g/L
APOB Apolipoprotein B	Immunoturbidimetric	1 7112	120 1.20	96.3 - 145 0.963 - 1.45	mg/dL g/L
CHOL Cholesterol	CHOD-PAP	1 1300 + 1 1350	252 6.52 2.52	217 - 287 5.61 - 7.43 2.17 - 2.87	mg/dL mmol/L g/L
HDLC HDL-Cholesterol	Immunoinhibition	1 3521	58.5 1.51 0.585	46.8 - 70.2 1.21 - 1.81 0.468 - 0.702	mg/dL mmol/L g/L
	Direct, colorimetric	1 3561	56.2 1.45 0.562	45.0 - 67.4 1.16 - 1.74 0.450 - 0.674	mg/dL mmol/L g/L
	CHOD-PAP Precipitant	1 1300 + 1 3540	56.3 1.46 0.563	45.0 - 67.5 1.16 - 1.75 0.450 - 0.675	mg/dL mmol/L g/L
LDLC LDL-Cholesterol	Homogenous Select, TruCal Lipid	1 4121	143 3.71 1.43	115 - 172 2.97 - 4.45 1.15 - 1.72	mg/dL mmol/L g/L
	Direct, colorimetric	1 4131	156 4.02 1.56	124 - 187 3.22 - 4.83 1.24 - 1.87	mg/dL mmol/L g/L
	CHOD-PAP Precipitant	1 1300 + 1 4330	160 4.14 1.60	128 - 192 3.31 - 4.97 1.28 - 1.92	mg/dL mmol/L g/L
Lp-PLA₂ Lipoprotein-associated phospholipase A2	Colorimetric	1 7181	904 15.1	723 - 1085 12.1 - 18.1	U/L μkat/L
NEFA Non-esterified fatty acids	Enzymatic	1 5781	53.9 1.91 0.539	43.1 - 64.7 1.53 - 2.29 0.431 - 0.647	mg/dL mmol/L g/L
PL Phospholipids	Enzymatic	1 5741	252 3.25 2.52	202 - 303 2.60 - 3.91 2.02 - 3.03	mg/dL mmol/L g/L
TRIG Triglycerides	GPO-PAP	1 5760 1 5710	268 3.02 2.68	214 - 321 2.41 - 3.62 2.14 - 3.21	mg/dL mmol/L g/L



DiaSys Diagnostic Systems GmbH
 Alte Strasse 9 65558 Holzheim Germany
www.diasys-diagnostics.com

TruLab L Level 2

LOT 32553

Cat. No. 5 9030 99 10 065 (3 x 3 mL)



2025-01-31

respons[®]910Updated sheets: www.diasys-diagnostics.com/service-area/value-sheets/

Value sheet version: 2

Short Name / Analyte	Method	Reagent ID	Value	Range	Unit
APOA1 Apolipoprotein A1	Immunoturbidimetric	1 7102	152 1.52	122 - 183 1.22 - 1.83	mg/dL g/L
APOB Apolipoprotein B	Immunoturbidimetric	1 7112	120 1.20	96.3 - 145 0.963 - 1.45	mg/dL g/L
CHOL Cholesterol	CHOD-PAP	1 1300 +	252	217 - 287	mg/dL
		1 1350	6.52 2.52	5.61 - 7.43 2.17 - 2.87	mmol/L g/L
		1 3521	58.5 1.51 0.585	46.8 - 70.2 1.21 - 1.81 0.468 - 0.702	mg/dL mmol/L g/L
HDLC HDL-Cholesterol	Direct, colorimetric	1 3561	56.2 1.45 0.562	45.0 - 67.4 1.16 - 1.74 0.450 - 0.674	mg/dL mmol/L g/L
		1 4121	143 3.71 1.43	115 - 172 2.97 - 4.45 1.15 - 1.72	mg/dL mmol/L g/L
		1 4131	156 4.02 1.56	124 - 187 3.22 - 4.83 1.24 - 1.87	mg/dL mmol/L g/L
		1 7181	904 15.1	723 - 1085 12.1 - 18.1	U/L μkat/L
Lp-PLA₂ Lipoprotein-associated phospholipase A2	Colorimetric	1 7181	904 15.1	723 - 1085 12.1 - 18.1	U/L μkat/L
NEFA Non-esterified fatty acids	Enzymatic	1 5781	53.9 1.91 0.539	43.1 - 64.7 1.53 - 2.29 0.431 - 0.647	mg/dL mmol/L g/L
		1 5741	252 3.25 2.52	202 - 303 2.60 - 3.91 2.02 - 3.03	mg/dL mmol/L g/L
		1 5760 1 5710	268 3.02 2.68	214 - 321 2.41 - 3.62 2.14 - 3.21	mg/dL mmol/L g/L
TRIG Triglycerides	GPO-PAP	1 5760 1 5710	268 3.02 2.68	214 - 321 2.41 - 3.62 2.14 - 3.21	mg/dL mmol/L g/L




DiaSys Diagnostic Systems GmbH
 Alte Strasse 9 65558 Holzheim Germany
www.diasys-diagnostics.com

TruLab L Level 2

LOT 32553

Cat. No. 5 9030 99 10 065 (3 x 3 mL)

 2025-01-31

respons[®]920

 **IVD**

Updated sheets: www.diasys-diagnostics.com/service-area/value-sheets/

Value sheet version: 2

Short Name / Analyte	Method	Reagent ID	Value	Range	1SD	Unit	
APOA1 Apolipoprotein A1	Immunoturbidimetric	1 7102	152	122 - 183	10.2	mg/dL	
			1.52	1.22 - 1.83	0.102	g/L	
APOB Apolipoprotein B	Immunoturbidimetric	1 7112	120	96.3 - 145	8.03	mg/dL	
			1.20	0.963 - 1.45	0.080	g/L	
CHOL Cholesterol	CHOD-PAP	1 1300 +	252	217 - 287	11.8	mg/dL	
			1 1350	6.52	5.61 - 7.43	0.304	mmol/L
			2.52	2.17 - 2.87	0.118	g/L	
HDLC HDL-Cholesterol	Immunoinhibition	1 3521	58.5	46.8 - 70.2	3.90	mg/dL	
			1.51	1.21 - 1.81	0.101	mmol/L	
			0.585	0.468 - 0.702	0.039	g/L	
	Direct, colorimetric	1 3561	56.2	45.0 - 67.4	3.75	mg/dL	
			1.45	1.16 - 1.74	0.097	mmol/L	
0.562	0.450 - 0.674	0.037	g/L				
LDLC LDL-Cholesterol	Homogenous Select, TruCal Lipid	1 4121	139	111 - 166	9.24	mg/dL	
			3.59	2.87 - 4.30	0.239	mmol/L	
			1.39	1.11 - 1.66	0.092	g/L	
	Direct, colorimetric	1 4131	156	124 - 187	10.4	mg/dL	
			4.02	3.22 - 4.83	0.268	mmol/L	
1.56	1.24 - 1.87	0.104	g/L				
TRIG Triglycerides	GPO-PAP	1 5760	268	214 - 321	17.9	mg/dL	
			1 5710	3.02	2.41 - 3.62	0.201	mmol/L
			2.68	2.14 - 3.21	0.179	g/L	




DiaSys Diagnostic Systems GmbH
 Alte Strasse 9 65558 Holzheim Germany
www.diasys-diagnostics.com

TruLab L Level 2

LOT 32553

Cat. No. 5 9030 99 10 065 (3 x 3 mL)

 2025-01-31

respons[®]940



Updated sheets: www.diasys-diagnostics.com/service-area/value-sheets/

Value sheet version: 2

Short Name / Analyte	Method	Reagent ID	Value	Range	1SD	Unit	
APOA1 Apolipoprotein A1	Immunoturbidimetric	1 7102	152	122 - 183	10.2	mg/dL	
			1.52	1.22 - 1.83	0.102	g/L	
APOB Apolipoprotein B	Immunoturbidimetric	1 7112	120	96.3 - 145	8.03	mg/dL	
			1.20	0.963 - 1.45	0.080	g/L	
CHOL Cholesterol	CHOD-PAP	1 1300 +	252	217 - 287	11.8	mg/dL	
			1 1350	6.52	5.61 - 7.43	0.304	mmol/L
			2.52	2.17 - 2.87	0.118	g/L	
HDLC HDL-Cholesterol	Immunoinhibition	1 3521	58.5	46.8 - 70.2	3.90	mg/dL	
			1.51	1.21 - 1.81	0.101	mmol/L	
			0.585	0.468 - 0.702	0.039	g/L	
	Direct, colorimetric	1 3561	56.2	45.0 - 67.4	3.75	mg/dL	
			1.45	1.16 - 1.74	0.097	mmol/L	
0.562	0.450 - 0.674	0.037	g/L				
LDLC LDL-Cholesterol	Homogenous Select, TruCal Lipid	1 4121	139	111 - 166	9.24	mg/dL	
			3.59	2.87 - 4.30	0.239	mmol/L	
			1.39	1.11 - 1.66	0.092	g/L	
	Direct, colorimetric	1 4131	156	124 - 187	10.4	mg/dL	
			4.02	3.22 - 4.83	0.268	mmol/L	
1.56	1.24 - 1.87	0.104	g/L				
TRIG Triglycerides	GPO-PAP	1 5760	268	214 - 321	17.9	mg/dL	
			1 5710	3.02	2.41 - 3.62	0.201	mmol/L
			2.68	2.14 - 3.21	0.179	g/L	




DiaSys Diagnostic Systems GmbH
 Alte Strasse 9 65558 Holzheim Germany
www.diasys-diagnostics.com

TruLab L Level 2

LOT 32553

Cat. No. 5 9030 99 10 065 (3 x 3 mL)

 2025-01-31

BioMajesty®

 **IVD**

Updated sheets: www.diasys-diagnostics.com/service-area/value-sheets/

Value sheet version: 2

Short Name / Analyte	Method	Reagent ID	Value	Range	1SD	Unit
APOA1 Apolipoprotein A1	Immunoturbidimetric	1 7102	152	122 - 183	10.2	mg/dL
			1.52	1.22 - 1.83	0.102	g/L
APOB Apolipoprotein B	Immunoturbidimetric	1 7112	120	96.3 - 145	8.03	mg/dL
			1.20	0.963 - 1.45	0.080	g/L
CHOL Cholesterol	CHOD-PAP	1 1300 + 1 1350	252	217 - 287	11.8	mg/dL
			6.52	5.61 - 7.43	0.304	mmol/L
			2.52	2.17 - 2.87	0.118	g/L
HDLC HDL-Cholesterol	Immunoinhibition	1 3521	58.5	46.8 - 70.2	3.90	mg/dL
			1.51	1.21 - 1.81	0.101	mmol/L
	Direct, colorimetric	1 3561	0.585	0.468 - 0.702	0.039	g/L
			56.2	45.0 - 67.4	3.75	mg/dL
			1.45	1.16 - 1.74	0.097	mmol/L
0.562	0.450 - 0.674	0.037	g/L			
LDLC LDL-Cholesterol	Homogenous Select, TruCal Lipid	1 4121	143	115 - 172	9.56	mg/dL
			3.71	2.97 - 4.45	0.247	mmol/L
			1.43	1.15 - 1.72	0.096	g/L
	Direct, colorimetric	1 4131	156	124 - 187	10.4	mg/dL
			4.02	3.22 - 4.83	0.268	mmol/L
1.56	1.24 - 1.87	0.104	g/L			
NEFA Non-esterified fatty acids	Enzymatic	1 5781	53.9	43.1 - 64.7	3.60	mg/dL
			1.91	1.53 - 2.29	0.127	mmol/L
			0.539	0.431 - 0.647	0.036	g/L
PL Phospholipids	Enzymatic	1 5741	252	202 - 303	16.8	mg/dL
			3.25	2.60 - 3.91	0.217	mmol/L
			2.52	2.02 - 3.03	0.168	g/L
TRIG Triglycerides	GPO-PAP	1 5760 1 5710	268	214 - 321	17.9	mg/dL
			3.02	2.41 - 3.62	0.201	mmol/L
			2.68	2.14 - 3.21	0.179	g/L



DiaSys Diagnostic Systems GmbH
Alte Strasse 9 65558 Holzheim Germany
www.diasys-diagnostics.com