


# TruLab N

**LOT** 31257



Cat. No. 5 9000 99 10 061 ( 6 x 5 mL)  
5 9000 99 10 062 (20 x 5 mL)



2023-02-28




Updated sheets: [www.diasys-diagnostics.com/service-area/value-sheets/](http://www.diasys-diagnostics.com/service-area/value-sheets/)

Value sheet version: 3

Short Name / Analyte	Method	Reagent ID	Value	Range	Unit
<b>ALB</b> Albumin	Bromcresol green	1 0220	3.71 37.1	2.86 - 4.56 28.6 - 45.6	g/dL g/L
<b>AP</b> Alkaline phosphatase	IFCC 37°C	1 0441	70.7 1.18	53.1 - 88.4 0.884 - 1.47	U/L µkat/L
	DGKC 1970 37°C	1 0401	111 1.85	83.5 - 139 1.39 - 2.32	U/L µkat/L
<b>ALT/GPT</b> Alanine aminotransferase	IFCC, with pyridoxal phosphate 37°C	1 2701 + 2 5010	48.3 0.805	37.2 - 59.4 0.620 - 0.990	U/L µkat/L
	without pyridoxal phosphate 37°C	1 2701	49.0 0.817	37.7 - 60.3 0.629 - 1.00	U/L µkat/L
<b>AST/GOT</b> Aspartate aminotransferase	IFCC, with pyridoxal phosphate 37°C	1 2601 + 2 5010	43.8 0.730	33.7 - 53.9 0.562 - 0.899	U/L µkat/L
	without pyridoxal phosphate 37°C	1 2601	42.4 0.707	32.7 - 52.2 0.544 - 0.870	U/L µkat/L
<b>AMY</b> Amylase	EPS G-7	1 0501	70.8 1.18	56.7 - 85.0 0.944 - 1.42	U/L µkat/L
<b>PAMY</b> Pancreatic amylase	EPS G-7	1 0551	26.6 0.443	21.3 - 31.9 0.354 - 0.532	U/L µkat/L
<b>APOA1</b> Apolipoprotein A1	Immunoturbidimetric	1 7102	131 1.31	105 - 157 1.05 - 1.57	mg/dL g/L
<b>APOB</b> Apolipoprotein B	Immunoturbidimetric	1 7112	72.6 0.726	58.1 - 87.1 0.581 - 0.871	mg/dL g/L
<b>BILE</b> Total Bile Acids	Enzymatic cycling method	1 2238	9.72	7.77 - 11.7	µmol/L
<b>DBIL</b> Direct Bilirubin	DCA	1 0821	0.697 11.9	0.516 - 0.878 8.82 - 15.0	mg/dL µmol/L
	Jendrassik-Grof	1 0849	0.793 13.6	0.587 - 0.999 10.0 - 17.1	mg/dL µmol/L
<b>TBIL</b> Total Bilirubin	DCA	1 0811	1.47 25.1	1.09 - 1.85 18.6 - 31.7	mg/dL µmol/L
	Jendrassik-Grof	1 0849	1.65 28.3	1.22 - 2.08 20.9 - 35.6	mg/dL µmol/L
<b>CA</b> Calcium	Arsenazo	1 1130	1.96 7.86	1.75 - 2.18 7.00 - 8.73	mmol/L mg/dL
	Phosphonazo	1 1181	2.07 8.31	1.84 - 2.30 7.39 - 9.22	mmol/L mg/dL
<b>CL</b> Chloride	Colorimetric	1 1221	108 382	98.1 - 118 348 - 417	mmol/L mg/dL
<b>CHOL</b> Cholesterol	CHOD-PAP	1 1300 + 1 1350	158 4.08	136 - 180 3.51 - 4.65	mg/dL mmol/L
<b>CHE</b> Cholinesterase	Butyrylthiocholin	1 1401	6242 104	5118 - 7365 85.3 - 123	U/L µkat/L
<b>CK</b> Creatine kinase	DGKC, IFCC 37°C	1 1601	151 2.52	121 - 182 2.02 - 3.03	U/L µkat/L

# TruLab N

# LOT 31257



Cat. No. 5 9000 99 10 061 ( 6 x 5 mL)  
5 9000 99 10 062 (20 x 5 mL)



2023-02-28



Updated sheets: [www.diasys-diagnostics.com/service-area/value-sheets/](http://www.diasys-diagnostics.com/service-area/value-sheets/)

Value sheet version: 3

Short Name / Analyte	Method	Reagent ID	Value	Range	Unit
<b>CKMB</b> Creatine kinase	mAK, Immunological method, 37°C	1 1641	31.3	25.1 - 37.6	U/L
			0.522	0.418 - 0.626	µkat/L
<b>CREA</b> Creatinine	Jaffé, without compensation	1 1711	1.56	1.22 - 1.91	mg/dL
			138	108 - 168	µmol/L
	Jaffé, with compensation	1 1711	1.48	1.15 - 1.81	mg/dL
			131	102 - 160	µmol/L
<b>GGT</b> γ-Glutamyltransferase	IFCC, DGKC 1994 37°C	1 2801	1.44	1.12 - 1.76	mg/dL
			127	99.2 - 155	µmol/L
	Szasz 37°C	1 2801	26.0	20.3 - 31.7	U/L
			0.433	0.338 - 0.529	µkat/L
<b>GLDH</b> Glutamat dehydrogenase	DGKC 1970 37°C	1 2411	23.0	17.9 - 28.1	U/L
			0.384	0.299 - 0.468	µkat/L
<b>GLUC</b> Glucose	GOD-PAP	1 2500 +	16.3	13.0 - 19.6	U/L
			0.272	0.217 - 0.326	µkat/L
	HK/G6P-DH	1 2511	88.4	74.3 - 103	mg/dL
			4.91	4.12 - 5.69	mmol/L
Gluc-DH	1 2531	86.0	72.2 - 99.7	mg/dL	
		4.77	4.01 - 5.53	mmol/L	
			86.9	73.0 - 101	mg/dL
			4.82	4.05 - 5.59	mmol/L
<b>HBDH</b> α-Hydroxybutyrate dehydro.	DGKC 37°C	1 3201	118	94.2 - 141	U/L
			1.96	1.57 - 2.35	µkat/L
<b>HDLC</b> HDL-Cholesterol	Immunoinhibition	1 3521	45.3	39.0 - 51.6	mg/dL
			1.17	1.01 - 1.34	mmol/L
	Direct, colorimetric	1 3561	46.4	39.9 - 52.9	mg/dL
			1.20	1.03 - 1.37	mmol/L
<b>HBUT</b> β-Hydroxybutyrate	β-HBDH / Diaphorase 37°C	1 3701	0.294	0.235 - 0.353	mmol/L
			3.06	2.45 - 3.67	mg/dL
	β-HBDH 37°C	1 3711	0.331	0.265 - 0.397	mmol/L
			3.45	2.76 - 4.13	mg/dL
<b>IgA</b> Immunoglobulin A	Immunoturbidimetric	1 7202	183	139 - 227	mg/dL
			1.83	1.39 - 2.27	g/L
<b>IgE</b> Immunoglobulin E	Immunoturbidimetric	1 7239	91.7	73.4 - 110	IU/mL
			220	176 - 264	ng/mL
<b>IgG</b> Immunoglobulin G	Immunoturbidimetric	1 7212	874	699 - 1049	mg/dL
			8.74	6.99 - 10.5	g/L
<b>IgM</b> Immunoglobulin M	Immunoturbidimetric	1 7222	82.7	59.5 - 106	mg/dL
			0.827	0.595 - 1.06	g/L
<b>FE</b> Iron	Ferene	1 1911	80.0	68.8 - 91.1	µg/dL
			14.3	12.3 - 16.3	µmol/L
<b>LACT</b> Lactate	LDH UV	1 4001	11.3	8.96 - 13.7	mg/dL
			1.26	0.995 - 1.52	mmol/L
<b>LDH</b> Lactate dehydrogenase	IFCC, DGKC 1994 37°C	1 4211	141	116 - 166	U/L
			2.35	1.93 - 2.77	µkat/L
	DGKC opt. 1970 37°C	1 4201	229	188 - 270	U/L
			3.81	3.13 - 4.50	µkat/L

# TruLab N

**LOT 31257**

Cat. No. 5 9000 99 10 061 ( 6 x 5 mL)  
5 9000 99 10 062 (20 x 5 mL)



**2023-02-28**




Updated sheets: [www.diasys-diagnostics.com/service-area/value-sheets/](http://www.diasys-diagnostics.com/service-area/value-sheets/)

Value sheet version: 3

Short Name / Analyte	Method	Reagent ID	Value	Range	Unit
<b>LDLC</b> LDL-Cholesterol	Homogenous Select, TruCal Lipid	1 4121	84.7	72.8 - 96.6	mg/dL
			2.19	1.88 - 2.50	mmol/L
	Direct, colorimetric	1 4131	83.3	71.6 - 95.0	mg/dL
			2.15	1.85 - 2.46	mmol/L
<b>LPS</b> Lipase	Colorimetric	1 4321	51.8	41.4 - 62.1	U/L
			0.863	0.690 - 1.04	µkat/L
<b>MG</b> Magnesium	Xylidyl blue	1 4610	0.811	0.681 - 0.941	mmol/L
			1.97	1.66 - 2.29	mg/dL
<b>PL</b> Phospholipids	Enzymatic	1 5741	175	140 - 210	mg/dL
			2.26	1.80 - 2.71	mmol/L
<b>PO3</b> Phosphorus	Molybdate UV, substrate start	1 5211	2.93	2.40 - 3.46	mg/dL
			0.945	0.775 - 1.12	mmol/L
	Molybdate UV, sample start	1 5211	2.89	2.37 - 3.41	mg/dL
			0.933	0.765 - 1.10	mmol/L
<b>K</b> Potassium	Enzymatic	1 5221	3.89	3.54 - 4.24	mmol/L
			15.2	13.8 - 16.6	mg/dL
<b>Na</b> Sodium	Enzymatic	1 4808	131	124 - 139	mmol/L
			302	284 - 320	mg/dL
<b>TP</b> Total Protein	Biuret, without sample blank	1 2311	6.53	5.82 - 7.25	g/dL
			65.3	58.2 - 72.5	g/L
	Biuret, with sample blank	1 2311	5.82	5.18 - 6.46	g/dL
			58.2	51.8 - 64.6	g/L
<b>TRF</b> Transferrin	Immunoturbidimetric	1 7252	227	182 - 272	mg/dL
			2.27	1.82 - 2.72	g/L
<b>TRIG</b> Triglycerides	GPO-PAP	1 5760	92.8	76.1 - 110	mg/dL
			1 5710	1.05	0.857 - 1.23
<b>UIBC</b> Unsat. Iron Binding Cap.	Ferene	1 1921	239	191 - 287	µg/dL
			42.8	34.2 - 51.3	µmol/L
	For reagent lots ≥ 29398	1 1921	254	203 - 304	µg/dL
			45.4	36.3 - 54.5	µmol/L
<b>UREA</b> Urea	Urease UV	1 3101	36.3	28.3 - 44.3	mg/dL
			6.04	4.71 - 7.37	mmol/L
	Colorimetric, Berthelot	1 3115	35.3	27.5 - 43.0	mg/dL
			5.87	4.58 - 7.16	mmol/L
<b>UA</b> Uric Acid	TBHBA	1 3021	4.96	4.26 - 5.65	mg/dL
			295	253 - 336	µmol/L
	TOOS	1 3001	4.94	4.25 - 5.63	mg/dL
			294	253 - 335	µmol/L



DiaSys Diagnostic Systems GmbH  
Alte Strasse 9 65558 Holzheim Germany  
[www.diasys-diagnostics.com](http://www.diasys-diagnostics.com)



# TruLab N

**LOT** 31257

Cat. No. 5 9000 99 10 061 ( 6 x 5 mL)  
5 9000 99 10 062 (20 x 5 mL)



2023-02-28



Updated sheets: [www.diasys-diagnostics.com/service-area/value-sheets/](http://www.diasys-diagnostics.com/service-area/value-sheets/)

Value sheet version: 3

Short Name / Analyte	Method	Reagent ID	Value	Range	Unit
<b>GLUC</b>	Amperometric	Biosensor	94.6	79.5 - 110	mg/dL
Glucose			5.25	4.41 - 6.09	mmol/L
<b>LACT</b>	Amperometric	Biosensor	13.5	10.7 - 16.3	mg/dL
Lactate			1.50	1.18 - 1.81	mmol/L




DiaSys Diagnostic Systems GmbH  
Alte Strasse 9 65558 Holzheim Germany  
[www.diasys-diagnostics.com](http://www.diasys-diagnostics.com)

# TruLab N

# LOT 31257



Cat. No. 5 9000 99 10 061 (6 x 5 mL)  
5 9000 99 10 062 (20 x 5 mL)

 2023-02-28

## respons<sup>®</sup>910




Updated sheets: [www.diasys-diagnostics.com/service-area/value-sheets/](http://www.diasys-diagnostics.com/service-area/value-sheets/)

Value sheet version: 3


Short Name / Analyte	Method	Reagent ID	Value	Range	Unit
<b>ALB</b> Albumin	Bromcresol green	1 0220	3.71 37.1	2.86 - 4.56 28.6 - 45.6	g/dL g/L
<b>AP</b> Alkaline phosphatase	IFCC 37°C	1 0441	70.7 1.18	53.1 - 88.4 0.884 - 1.47	U/L µkat/L
<b>ALT/GPT</b> Alanine aminotransferase	IFCC, with pyridoxal phosphate 37°C	1 2701 +	48.3	37.2 - 59.4	U/L
	without pyridoxal phosphate 37°C	2 5010 1 2701	0.805 49.0	0.620 - 0.990 37.7 - 60.3	µkat/L U/L
			0.817	0.629 - 1.00	µkat/L
<b>AST/GOT</b> Aspartate aminotransferase	IFCC, with pyridoxal phosphate 37°C	1 2601 +	43.8	33.7 - 53.9	U/L
	without pyridoxal phosphate 37°C	2 5010 1 2601	0.730 42.4	0.562 - 0.899 32.7 - 52.2	µkat/L U/L
			0.707	0.544 - 0.870	µkat/L
<b>AMY</b> Amylase	EPS G-7	1 0501	70.8 1.18	56.7 - 85.0 0.944 - 1.42	U/L µkat/L
<b>PAMY</b> Pancreatic amylase	EPS G-7	1 0551	26.6 0.443	21.3 - 31.9 0.354 - 0.532	U/L µkat/L
<b>APOA1</b> Apolipoprotein A1	Immunoturbidimetric	1 7102	131 1.31	105 - 157 1.05 - 1.57	mg/dL g/L
<b>APOB</b> Apolipoprotein B	Immunoturbidimetric	1 7112	72.6 0.726	58.1 - 87.1 0.581 - 0.871	mg/dL g/L
<b>BILE</b> Total Bile Acids	Enzymatic cycling method	1 2238	9.72	7.77 - 11.7	µmol/L
<b>DBIL</b> Direct Bilirubin	DCA	1 0821	0.697 11.9	0.516 - 0.878 8.82 - 15.0	mg/dL µmol/L
<b>TBIL</b> Total Bilirubin	DCA	1 0811	1.47 25.1	1.09 - 1.85 18.6 - 31.7	mg/dL µmol/L
<b>CA</b> Calcium	Phosphonazo	1 1181	2.07 8.31	1.84 - 2.30 7.39 - 9.22	mmol/L mg/dL
<b>CL</b> Chloride	Colorimetric	1 1221	108 382	98.1 - 118 348 - 417	mmol/L mg/dL
<b>CHOL</b> Cholesterol	CHOD-PAP	1 1300	158 4.08	136 - 180 3.51 - 4.65	mg/dL mmol/L
<b>CHE</b> Cholinesterase	Butyrylthiocholin	1 1401	6242 104	5118 - 7365 85.3 - 123	U/L µkat/L
<b>CK</b> Creatine kinase	DGKC, IFCC 37°C	1 1601	151 2.52	121 - 182 2.02 - 3.03	U/L µkat/L
<b>CKMB</b> Creatine kinase	mAK, Immunological method, 37°C	1 1641	31.3 0.522	25.1 - 37.6 0.418 - 0.626	U/L µkat/L
<b>CREA</b> Creatinine	Jaffé, without compensation	1 1711	1.56 138	1.22 - 1.91 108 - 168	mg/dL µmol/L
	Jaffé, with compensation	1 1711	1.48 131	1.15 - 1.81 102 - 160	mg/dL µmol/L
	Enzymatic PAP	1 1759	1.44 127	1.12 - 1.76 99.2 - 155	mg/dL µmol/L
<b>GGT</b> γ-Glutamyltransferase	IFCC, DGKC 1994 37°C	1 2801	26.0 0.433	20.3 - 31.7 0.338 - 0.529	U/L µkat/L
<b>GLUC</b> Glucose	GOD-PAP	1 2500	88.4 4.91	74.3 - 103 4.12 - 5.69	mg/dL mmol/L
	HK/G6P-DH	1 2511	86.0 4.77	72.2 - 99.7 4.01 - 5.53	mg/dL mmol/L
<b>HDLC</b> HDL-Cholesterol	Immunoinhibition	1 3521	45.3 1.17	39.0 - 51.6 1.01 - 1.34	mg/dL mmol/L
	Direct, colorimetric	1 3561	46.4 1.20	39.9 - 52.9 1.03 - 1.37	mg/dL mmol/L

# TruLab N

**LOT** 31257



Cat. No. 5 9000 99 10 061 (6 x 5 mL)  
5 9000 99 10 062 (20 x 5 mL)

 2023-02-28

**respons<sup>®</sup>910**



Updated sheets: [www.diasys-diagnostics.com/service-area/value-sheets/](http://www.diasys-diagnostics.com/service-area/value-sheets/)

Value sheet version: 3

Short Name / Analyte	Method	Reagent ID	Value	Range	Unit
<b>HBUT</b> β-Hydroxybutyrate	β-HBDH / Diaphorase 37°C	1 3701	0.294 3.06	0.235 - 0.353 2.45 - 3.67	mmol/L mg/dL
	β-HBDH 37°C	1 3711	0.331 3.45	0.265 - 0.397 2.76 - 4.13	mmol/L mg/dL
<b>IgA</b> Immunoglobulin A	Immunoturbidimetric	1 7202	183	139 - 227	mg/dL
			1.83	1.39 - 2.27	g/L
<b>IgE</b> Immunoglobulin E	Immunoturbidimetric	1 7239	91.7	73.4 - 110	IU/mL
			220	176 - 264	ng/mL
<b>IgG</b> Immunoglobulin G	Immunoturbidimetric	1 7212	874	699 - 1049	mg/dL
			8.74	6.99 - 10.5	g/L
<b>IgM</b> Immunoglobulin M	Immunoturbidimetric	1 7222	82.7	59.5 - 106	mg/dL
			0.827	0.595 - 1.06	g/L
<b>FE</b> Iron	Ferene	1 1911	80.0 14.3	68.8 - 91.1 12.3 - 16.3	μg/dL μmol/L
<b>LACT</b> Lactate	LDH UV	1 4001	11.3	8.96 - 13.7	mg/dL
			1.26	0.995 - 1.52	mmol/L
<b>LDH</b> Lactate dehydrogenase	IFCC, DGKC 1994 37°C	1 4211	141	116 - 166	U/L
			2.35	1.93 - 2.77	μkat/L
<b>LDLC</b> LDL-Cholesterol	Homogenous Select, TruCal Lipid	1 4121	84.7	72.8 - 96.6	mg/dL
			2.19	1.88 - 2.50	mmol/L
			1 4131	83.3	71.6 - 95.0
	Direct, colorimetric		2.15	1.85 - 2.46	mmol/L
<b>LPS</b> Lipase	Colorimetric	1 4321	51.8	41.4 - 62.1	U/L
			0.863	0.690 - 1.04	μkat/L
<b>MG</b> Magnesium	Xylidyl blue	1 4610	0.811	0.681 - 0.941	mmol/L
			1.97	1.66 - 2.29	mg/dL
<b>PL</b> Phospholipids	Enzymatic	1 5741	175	140 - 210	mg/dL
			2.26	1.80 - 2.71	mmol/L
<b>PO3</b> Phosphorus	Molybdate UV	1 5211	2.93	2.40 - 3.46	mg/dL
			0.945	0.775 - 1.12	mmol/L
<b>K</b> Potassium	Enzymatic	1 5221	3.89	3.54 - 4.24	mmol/L
			15.2	13.8 - 16.6	mg/dL
<b>Na</b> Sodium	Enzymatic	1 4808	131	124 - 139	mmol/L
			302	284 - 320	mg/dL
<b>TP</b> Total Protein	Biuret, with sample blank	1 2311	5.82	5.18 - 6.46	g/dL
			58.2	51.8 - 64.6	g/L
<b>TRF</b> Transferrin	Immunoturbidimetric	1 7252	227	182 - 272	mg/dL
			2.27	1.82 - 2.72	g/L
<b>TRIG</b> Triglycerides	GPO-PAP	1 5710	92.8	76.1 - 110	mg/dL
			1.05	0.857 - 1.23	mmol/L
<b>UIBC</b> Unsat.Iron Binding Cap.	Ferene	1 1921	239	191 - 287	μg/dL
			42.8	34.2 - 51.3	μmol/L
			1 1921	254	203 - 304
	For reagent lots ≥ 29398		45.4	36.3 - 54.5	μmol/L
<b>UREA</b> Urea	Urease UV	1 3101	36.3	28.3 - 44.3	mg/dL
			6.04	4.71 - 7.37	mmol/L
<b>UA</b> Uric Acid	TOOS	1 3001	4.94	4.25 - 5.63	mg/dL
			294	253 - 335	μmol/L



DiaSys Diagnostic Systems GmbH  
Alte Strasse 9 65558 Holzheim Germany  
[www.diasys-diagnostics.com](http://www.diasys-diagnostics.com)

# TruLab N

# LOT 31257



Cat. No. 5 9000 99 10 061 (6 x 5 mL)  
5 9000 99 10 062 (20 x 5 mL)

2023-02-28

## respons<sup>®</sup> 920



Updated sheets: [www.diasys-diagnostics.com/service-area/value-sheets/](http://www.diasys-diagnostics.com/service-area/value-sheets/)

Value sheet version: 3

Short Name / Analyte	Method	Reagent ID	Value	Range	1 SD	Unit
<b>ALB</b> Albumin	Bromcresol green	1 0220	3.71 37.1	2.86 - 4.56 28.6 - 45.6	0.284 2.84	g/dL g/L
<b>AP</b> Alkaline phosphatase	IFCC 37°C	1 0441	70.7 1.18	53.1 - 88.4 0.884 - 1.47	5.90 0.098	U/L µkat/L
<b>ALT/GPT</b> Alanine aminotransferase	IFCC, with pyridoxal phosphate 37°C	1 2701 +	48.3	37.2 - 59.4	3.70	U/L
	without pyridoxal phosphate 37°C	2 5010 1 2701	0.805 49.0	0.620 - 0.990 37.7 - 60.3	0.062 3.76	µkat/L U/L
			0.817	0.629 - 1.00	0.063	µkat/L
<b>AST/GOT</b> Aspartate aminotransferase	IFCC, with pyridoxal phosphate 37°C	1 2601 +	43.8	33.7 - 53.9	3.36	U/L
	without pyridoxal phosphate 37°C	2 5010 1 2601	0.730 42.4	0.562 - 0.899 32.7 - 52.2	0.056 3.25	µkat/L U/L
			0.707	0.544 - 0.870	0.054	µkat/L
<b>AMY</b> Amylase	EPS G-7	1 0501	70.8 1.18	56.7 - 85.0 0.944 - 1.42	4.72 0.079	U/L µkat/L
<b>PAMY</b> Pancreatic amylase	EPS G-7	1 0551	26.6 0.443	21.3 - 31.9 0.354 - 0.532	1.77 0.030	U/L µkat/L
<b>APOA1</b> Apolipoprotein A1	Immunoturbidimetric	1 7102	131 1.31	105 - 157 1.05 - 1.57	8.73 0.087	mg/dL g/L
<b>APOB</b> Apolipoprotein B	Immunoturbidimetric	1 7112	72.6 0.726	58.1 - 87.1 0.581 - 0.871	4.84 0.048	mg/dL g/L
<b>DBIL</b> Direct Bilirubin	DCA	1 0821	0.697 11.9	0.516 - 0.878 8.82 - 15.0	0.060 1.03	mg/dL µmol/L
<b>TBIL</b> Total Bilirubin	DCA	1 0811	1.47 25.1	1.09 - 1.85 18.6 - 31.7	0.127 2.18	mg/dL µmol/L
<b>CA</b> Calcium	Phosphonazo	1 1181	2.07 8.31	1.84 - 2.30 7.39 - 9.22	0.076 0.305	mmol/L mg/dL
<b>CL</b> Chloride	Colorimetric	1 1221	108 382	98.1 - 118 348 - 417	3.23 11.5	mmol/L mg/dL
	Direct ISE	960405	103 364	93.4 - 112 331 - 397	3.08 10.9	mmol/L mg/dL
<b>CHOL</b> Cholesterol	CHOD-PAP	1 1300	158 4.08	136 - 180 3.51 - 4.65	7.36 0.190	mg/dL mmol/L
<b>CHE</b> Cholinesterase	Butyrylthiocholin	1 1401	6242 104	5118 - 7365 85.3 - 123	375 6.24	U/L µkat/L
<b>CK</b> Creatine kinase	DGKC, IFCC 37°C	1 1601	151 2.52	121 - 182 2.02 - 3.03	10.1 0.168	U/L µkat/L
<b>CKMB</b> Creatine kinase	mAK, Immunological method, 37°C	1 1641	31.3 0.522	25.1 - 37.6 0.418 - 0.626	2.09 0.035	U/L µkat/L
<b>CREA</b> Creatinine	Jaffé, without compensation	1 1711	1.56 138	1.22 - 1.91 108 - 168	0.115 10.1	mg/dL µmol/L
	Jaffé, with compensation	1 1711	1.48 131	1.15 - 1.81 102 - 160	0.109 9.59	mg/dL µmol/L
	Enzymatic PAP	1 1759	1.44 127	1.12 - 1.76 99.2 - 155	0.106 9.33	mg/dL µmol/L
<b>GGT</b> γ-Glutamyltransferase	IFCC, DGKC 1994 37°C	1 2801	26.0 0.433	20.3 - 31.7 0.338 - 0.529	1.91 0.032	U/L µkat/L
<b>GLUC</b> Glucose	GOD-PAP	1 2500	88.4 4.91	74.3 - 103 4.12 - 5.69	4.72 0.262	mg/dL mmol/L
	HK/G6P-DH	1 2511	86.0 4.77	72.2 - 99.7 4.01 - 5.53	4.58 0.254	mg/dL mmol/L
<b>HDLC</b> HDL-Cholesterol	Immuno-inhibition	1 3521	45.3 1.17	39.0 - 51.6 1.01 - 1.34	2.11 0.055	mg/dL mmol/L
	Direct, colorimetric	1 3561	46.4 1.20	39.9 - 52.9 1.03 - 1.37	2.17 0.056	mg/dL mmol/L

# TruLab N

**LOT** 31257



Cat. No. 5 9000 99 10 061 (6 x 5 mL)  
5 9000 99 10 062 (20 x 5 mL)

2023-02-28

**respons<sup>®</sup>920**



Updated sheets: [www.diasys-diagnostics.com/service-area/value-sheets/](http://www.diasys-diagnostics.com/service-area/value-sheets/)

Value sheet version: 3

Short Name / Analyte	Method	Reagent ID	Value	Range	1 SD	Unit
<b>HBUT</b> β-Hydroxybutyrate	β-HBDH / Diaphorase 37°C	1 3701	0.294	0.235 - 0.353	0.020	mmol/L
			3.06	2.45 - 3.67	0.204	mg/dL
	β-HBDH 37°C	1 3711	0.331	0.265 - 0.397	0.022	mmol/L
			3.45	2.76 - 4.13	0.230	mg/dL
<b>IgA</b> Immunoglobulin A	Immunoturbidimetric	1 7202	183	139 - 227	14.6	mg/dL
			1.83	1.39 - 2.27	0.146	g/L
<b>IgE</b> Immunoglobulin E	Immunoturbidimetric	1 7239	91.7	73.4 - 110	6.11	IU/mL
			220	176 - 264	14.7	ng/mL
<b>IgG</b> Immunoglobulin G	Immunoturbidimetric	1 7212	874	699 - 1049	58.3	mg/dL
			8.74	6.99 - 10.5	0.583	g/L
<b>IgM</b> Immunoglobulin M	Immunoturbidimetric	1 7222	82.7	59.5 - 106	7.72	mg/dL
			0.827	0.595 - 1.06	0.077	g/L
<b>FE</b> Iron	Ferene	1 1911	84.4	72.6 - 96.2	3.94	μg/dL
			15.1	13.0 - 17.2	0.705	μmol/L
<b>LACT</b> Lactate	LDH UV	1 4001	11.3	8.96 - 13.7	0.794	mg/dL
			1.26	0.995 - 1.52	0.088	mmol/L
<b>LDH</b> Lactate dehydrogenase	IFCC, DGKC 1994 37°C	1 4211	141	116 - 166	8.46	U/L
			2.35	1.93 - 2.77	0.141	μkat/L
<b>LDLC</b> LDL-Cholesterol	Homogenous Select, TruCal Lipid	1 4121	84.3	72.5 - 96.1	3.93	mg/dL
			2.18	1.87 - 2.49	0.102	mmol/L
			83.3	71.6 - 95.0	3.89	mg/dL
	Direct, colorimetric	1 4131	2.15	1.85 - 2.46	0.101	mmol/L
<b>LPS</b> Lipase	Colorimetric	1 4321	51.8	41.4 - 62.1	3.45	U/L
			0.863	0.690 - 1.04	0.058	μkat/L
<b>LI</b> Lithium	Direct ISE	960406	0.912	0.784 - 1.04	0.043	mmol/L
			0.633	0.544 - 0.722	0.030	mg/dL
<b>MG</b> Magnesium	Xylydyl blue	1 4610	0.811	0.681 - 0.941	0.043	mmol/L
			1.97	1.66 - 2.29	0.105	mg/dL
<b>PO3</b> Phosphorus	Molybdate UV	1 5211	2.93	2.40 - 3.46	0.176	mg/dL
			0.945	0.775 - 1.12	0.057	mmol/L
<b>K</b> Potassium	Enzymatic	1 5221	3.89	3.54 - 4.24	0.117	mmol/L
			15.2	13.8 - 16.6	0.456	mg/dL
			4.05	3.68 - 4.41	0.121	mmol/L
	Direct ISE	960403	15.8	14.4 - 17.3	0.475	mg/dL
<b>Na</b> Sodium	Enzymatic	1 4808	131	124 - 139	2.63	mmol/L
			302	284 - 320	6.04	mg/dL
			136	128 - 144	2.71	mmol/L
	Direct ISE	960402	312	293 - 331	6.24	mg/dL
<b>TP</b> Total Protein	Biuret, with sample blank	1 2311	5.82	5.18 - 6.46	0.213	g/dL
			58.2	51.8 - 64.6	2.13	g/L
<b>TRF</b> Transferrin	Immunoturbidimetric	1 7252	227	182 - 272	15.1	mg/dL
			2.27	1.82 - 2.72	0.151	g/L
<b>TRIG</b> Triglycerides	GPO-PAP	1 5710	92.8	76.1 - 110	5.57	mg/dL
			1.05	0.857 - 1.23	0.063	mmol/L
<b>UIBC</b> Unsat. Iron Binding Cap.	Ferene	1 1921	239	191 - 287	15.9	μg/dL
			42.8	34.2 - 51.3	2.85	μmol/L
			254	203 - 304	16.9	μg/dL
	For reagent lots ≥ 29398	1 1921	45.4	36.3 - 54.5	3.03	μmol/L
<b>UREA</b> Urea	Urease UV	1 3101	36.3	28.3 - 44.3	2.66	mg/dL
			6.04	4.71 - 7.37	0.443	mmol/L
<b>UA</b> Uric Acid	TOOS	1 3001	4.94	4.25 - 5.63	0.231	mg/dL
			294	253 - 335	13.7	μmol/L



DiaSys Diagnostic Systems GmbH  
Alte Strasse 9 65558 Holzheim Germany  
[www.diasys-diagnostics.com](http://www.diasys-diagnostics.com)



# TruLab N

# LOT 31257



Cat. No. 5 9000 99 10 061 (6 x 5 mL)  
5 9000 99 10 062 (20 x 5 mL)

2023-02-28

## respons<sup>®</sup>940



Updated sheets: [www.diasys-diagnostics.com/service-area/value-sheets/](http://www.diasys-diagnostics.com/service-area/value-sheets/)

Value sheet version: 3

Short Name / Analyte	Method	Reagent ID	Value	Range	1 SD	Unit
<b>ALB</b> Albumin	Bromcresol green	1 0220	3.71 37.1	2.86 - 4.56 28.6 - 45.6	0.284 2.84	g/dL g/L
<b>AP</b> Alkaline phosphatase	IFCC 37°C	1 0441	70.7 1.18	53.1 - 88.4 0.884 - 1.47	5.90 0.098	U/L µkat/L
<b>ALT/GPT</b> Alanine aminotransferase	IFCC, with pyridoxal phosphate 37°C	1 2701 +	48.3	37.2 - 59.4	3.70	U/L
	without pyridoxal phosphate 37°C	2 5010 1 2701	0.805 49.0	0.620 - 0.990 37.7 - 60.3	0.062 3.76	µkat/L U/L
			0.817	0.629 - 1.00	0.063	µkat/L
<b>AST/GOT</b> Aspartate aminotransferase	IFCC, with pyridoxal phosphate 37°C	1 2601 +	43.8	33.7 - 53.9	3.36	U/L
	without pyridoxal phosphate 37°C	2 5010 1 2601	0.730 42.4	0.562 - 0.899 32.7 - 52.2	0.056 3.25	µkat/L U/L
			0.707	0.544 - 0.870	0.054	µkat/L
<b>AMY</b> Amylase	EPS G-7	1 0501	70.8 1.18	56.7 - 85.0 0.944 - 1.42	4.72 0.079	U/L µkat/L
<b>PAMY</b> Pancreatic amylase	EPS G-7	1 0551	26.6 0.443	21.3 - 31.9 0.354 - 0.532	1.77 0.030	U/L µkat/L
<b>APOA1</b> Apolipoprotein A1	Immunoturbidimetric	1 7102	131 1.31	105 - 157 1.05 - 1.57	8.73 0.087	mg/dL g/L
<b>APOB</b> Apolipoprotein B	Immunoturbidimetric	1 7112	72.6 0.726	58.1 - 87.1 0.581 - 0.871	4.84 0.048	mg/dL g/L
<b>DBIL</b> Direct Bilirubin	DCA	1 0821	0.697 11.9	0.516 - 0.878 8.82 - 15.0	0.060 1.03	mg/dL µmol/L
<b>TBIL</b> Total Bilirubin	DCA	1 0811	1.47 25.1	1.09 - 1.85 18.6 - 31.7	0.127 2.18	mg/dL µmol/L
<b>CA</b> Calcium	Phosphonazo	1 1181	2.07 8.31	1.84 - 2.30 7.39 - 9.22	0.076 0.305	mmol/L mg/dL
<b>CL</b> Chloride	Colorimetric	1 1221	108 382	98.1 - 118 348 - 417	3.23 11.5	mmol/L mg/dL
	Direct ISE	960405	103 364	93.4 - 112 331 - 397	3.08 10.9	mmol/L mg/dL
<b>CHOL</b> Cholesterol	CHOD-PAP	1 1300	158 4.08	136 - 180 3.51 - 4.65	7.36 0.190	mg/dL mmol/L
<b>CHE</b> Cholinesterase	Butyrylthiocholin	1 1401	6242 104	5118 - 7365 85.3 - 123	375 6.24	U/L µkat/L
<b>CK</b> Creatine kinase	DGKC, IFCC 37°C	1 1601	151 2.52	121 - 182 2.02 - 3.03	10.1 0.168	U/L µkat/L
<b>CKMB</b> Creatine kinase	mAK, Immunological method, 37°C	1 1641	31.3 0.522	25.1 - 37.6 0.418 - 0.626	2.09 0.035	U/L µkat/L
<b>CREA</b> Creatinine	Jaffé, without compensation	1 1711	1.56 138	1.22 - 1.91 108 - 168	0.115 10.1	mg/dL µmol/L
	Jaffé, with compensation	1 1711	1.48 131	1.15 - 1.81 102 - 160	0.109 9.59	mg/dL µmol/L
	Enzymatic PAP	1 1759	1.44 127	1.12 - 1.76 99.2 - 155	0.106 9.33	mg/dL µmol/L
<b>GGT</b> γ-Glutamyltransferase	IFCC, DGKC 1994 37°C	1 2801	26.0 0.433	20.3 - 31.7 0.338 - 0.529	1.91 0.032	U/L µkat/L
<b>GLUC</b> Glucose	GOD-PAP	1 2500	88.4 4.91	74.3 - 103 4.12 - 5.69	4.72 0.262	mg/dL mmol/L
	HK/G6P-DH	1 2511	86.0 4.77	72.2 - 99.7 4.01 - 5.53	4.58 0.254	mg/dL mmol/L
<b>HDLC</b> HDL-Cholesterol	Immuno-inhibition	1 3521	45.3 1.17	39.0 - 51.6 1.01 - 1.34	2.11 0.055	mg/dL mmol/L
	Direct, colorimetric	1 3561	46.4 1.20	39.9 - 52.9 1.03 - 1.37	2.17 0.056	mg/dL mmol/L

# TruLab N

**LOT 31257**



Cat. No. 5 9000 99 10 061 (6 x 5 mL)  
5 9000 99 10 062 (20 x 5 mL)

2023-02-28

**respons<sup>®</sup>940**



Updated sheets: [www.diasys-diagnostics.com/service-area/value-sheets/](http://www.diasys-diagnostics.com/service-area/value-sheets/)


Value sheet version: 3

Short Name / Analyte	Method	Reagent ID	Value	Range	1 SD	Unit
<b>HBUT</b> β-Hydroxybutyrate	β-HBDH / Diaphorase 37°C	1 3701	0.294	0.235 - 0.353	0.020	mmol/L
			3.06	2.45 - 3.67	0.204	mg/dL
	β-HBDH 37°C	1 3711	0.331	0.265 - 0.397	0.022	mmol/L
			3.45	2.76 - 4.13	0.230	mg/dL
<b>IgA</b> Immunoglobulin A	Immunoturbidimetric	1 7202	183	139 - 227	14.6	mg/dL
			1.83	1.39 - 2.27	0.146	g/L
<b>IgE</b> Immunoglobulin E	Immunoturbidimetric	1 7239	91.7	73.4 - 110	6.11	IU/mL
			220	176 - 264	14.7	ng/mL
<b>IgG</b> Immunoglobulin G	Immunoturbidimetric	1 7212	874	699 - 1049	58.3	mg/dL
			8.74	6.99 - 10.5	0.583	g/L
<b>IgM</b> Immunoglobulin M	Immunoturbidimetric	1 7222	82.7	59.5 - 106	7.72	mg/dL
			0.827	0.595 - 1.06	0.077	g/L
<b>FE</b> Iron	Ferene	1 1911	84.4	72.6 - 96.2	3.94	μg/dL
			15.1	13.0 - 17.2	0.705	μmol/L
<b>LACT</b> Lactate	LDH UV	1 4001	11.3	8.96 - 13.7	0.794	mg/dL
			1.26	0.995 - 1.52	0.088	mmol/L
<b>LDH</b> Lactate dehydrogenase	IFCC, DGKC 1994 37°C	1 4211	141	116 - 166	8.46	U/L
			2.35	1.93 - 2.77	0.141	μkat/L
<b>LDLC</b> LDL-Cholesterol	Homogenous Select, TruCal Lipid	1 4121	84.3	72.5 - 96.1	3.93	mg/dL
			2.18	1.87 - 2.49	0.102	mmol/L
			83.3	71.6 - 95.0	3.89	mg/dL
	Direct, colorimetric	1 4131	2.15	1.85 - 2.46	0.101	mmol/L
<b>LPS</b> Lipase	Colorimetric	1 4321	51.8	41.4 - 62.1	3.45	U/L
			0.863	0.690 - 1.04	0.058	μkat/L
<b>LI</b> Lithium	Direct ISE	960406	0.912	0.784 - 1.04	0.043	mmol/L
			0.633	0.544 - 0.722	0.030	mg/dL
<b>MG</b> Magnesium	Xylidyl blue	1 4610	0.811	0.681 - 0.941	0.043	mmol/L
			1.97	1.66 - 2.29	0.105	mg/dL
<b>PO3</b> Phosphorus	Molybdate UV	1 5211	2.93	2.40 - 3.46	0.176	mg/dL
			0.945	0.775 - 1.12	0.057	mmol/L
<b>K</b> Potassium	Enzymatic	1 5221	3.89	3.54 - 4.24	0.117	mmol/L
			15.2	13.8 - 16.6	0.456	mg/dL
			4.05	3.68 - 4.41	0.121	mmol/L
	Direct ISE	960403	15.8	14.4 - 17.3	0.475	mg/dL
<b>Na</b> Sodium	Enzymatic	1 4808	131	124 - 139	2.63	mmol/L
			302	284 - 320	6.04	mg/dL
			136	128 - 144	2.71	mmol/L
	Direct ISE	960402	312	293 - 331	6.24	mg/dL
<b>TP</b> Total Protein	Biuret, with sample blank	1 2311	5.82	5.18 - 6.46	0.213	g/dL
			58.2	51.8 - 64.6	2.13	g/L
<b>TRF</b> Transferrin	Immunoturbidimetric	1 7252	227	182 - 272	15.1	mg/dL
			2.27	1.82 - 2.72	0.151	g/L
<b>TRIG</b> Triglycerides	GPO-PAP	1 5710	92.8	76.1 - 110	5.57	mg/dL
			1.05	0.857 - 1.23	0.063	mmol/L
<b>UIBC</b> Unsat. Iron Binding Cap.	Ferene	1 1921	239	191 - 287	15.9	μg/dL
			42.8	34.2 - 51.3	2.85	μmol/L
			254	203 - 304	16.9	μg/dL
	For reagent lots ≥ 29398	1 1921	45.4	36.3 - 54.5	3.03	μmol/L
<b>UREA</b> Urea	Urease UV	1 3101	36.3	28.3 - 44.3	2.66	mg/dL
			6.04	4.71 - 7.37	0.443	mmol/L
<b>UA</b> Uric Acid	TOOS	1 3001	4.94	4.25 - 5.63	0.231	mg/dL
			294	253 - 335	13.7	μmol/L



DiaSys Diagnostic Systems GmbH  
Alte Strasse 9 65558 Holzheim Germany  
[www.diasys-diagnostics.com](http://www.diasys-diagnostics.com)

Cat. No. 5 9000 99 10 061 (6 x 5 mL)  
5 9000 99 10 062 (20 x 5 mL)

 2023-02-28

**BioMajesty®**



Updated sheets: [www.diasys-diagnostics.com/service-area/value-sheets/](http://www.diasys-diagnostics.com/service-area/value-sheets/)

Value sheet version: 3

Short Name / Analyte	Method	Reagent ID	Value	Range	1 SD	Unit
<b>ALB</b> Albumin	Bromcresol green	1 0220	3.71 37.1	2.86 - 4.56 28.6 - 45.6	0.284 2.84	g/dL g/L
<b>AP</b> Alkaline phosphatase	IFCC 37°C	1 0441	70.7 1.18	53.1 - 88.4 0.884 - 1.47	5.90 0.098	U/L µkat/L
<b>ALT/GPT</b> Alanine aminotransferase	IFCC, with pyridoxal phosphate 37°C	1 2701 +	48.3	37.2 - 59.4	3.70	U/L
	without pyridoxal phosphate 37°C	2 5010 1 2701	0.805 49.0	0.620 - 0.990 37.7 - 60.3	0.062 3.76	µkat/L U/L
			0.817	0.629 - 1.00	0.063	µkat/L
<b>AST/GOT</b> Aspartate aminotransferase	IFCC, with pyridoxal phosphate 37°C	1 2601 +	43.8	33.7 - 53.9	3.36	U/L
	without pyridoxal phosphate 37°C	2 5010 1 2601	0.730 42.4	0.562 - 0.899 32.7 - 52.2	0.056 3.25	µkat/L U/L
			0.707	0.544 - 0.870	0.054	µkat/L
<b>AMY</b> Amylase	EPS G-7	1 0501	70.8 1.18	56.7 - 85.0 0.944 - 1.42	4.72 0.079	U/L µkat/L
<b>PAMY</b> Pancreatic amylase	EPS G-7	1 0551	26.6 0.443	21.3 - 31.9 0.354 - 0.532	1.77 0.030	U/L µkat/L
<b>APOA1</b> Apolipoprotein A1	Immunoturbidimetric	1 7102	131 1.31	105 - 157 1.05 - 1.57	8.73 0.087	mg/dL g/L
<b>APOB</b> Apolipoprotein B	Immunoturbidimetric	1 7112	72.6 0.726	58.1 - 87.1 0.581 - 0.871	4.84 0.048	mg/dL g/L
<b>DBIL</b> Direct Bilirubin	DCA	1 0821	0.697 11.9	0.516 - 0.878 8.82 - 15.0	0.060 1.03	mg/dL µmol/L
<b>TBIL</b> Total Bilirubin	DCA	1 0811	1.47 25.1	1.09 - 1.85 18.6 - 31.7	0.127 2.18	mg/dL µmol/L
<b>CA</b> Calcium	Phosphonazo	1 1181	2.07 8.31	1.84 - 2.30 7.39 - 9.22	0.076 0.305	mmol/L mg/dL
<b>CL</b> Chloride	Indirect ISE	980132	102 362	92.8 - 111 329 - 394	3.06 10.9	mmol/L mg/dL
<b>CHOL</b> Cholesterol	CHOD-PAP	1 1300	158 4.08	136 - 180 3.51 - 4.65	7.36 0.190	mg/dL mmol/L
<b>CHE</b> Cholinesterase	Butyrylthiocholin	1 1401	6242 104	5118 - 7365 85.3 - 123	375 6.24	U/L µkat/L
<b>CK</b> Creatine kinase	DGKC, IFCC 37°C	1 1601	151 2.52	121 - 182 2.02 - 3.03	10.1 0.168	U/L µkat/L
<b>CKMB</b> Creatine kinase	mAK, Immunological method, 37°C	1 1641	31.3 0.522	25.1 - 37.6 0.418 - 0.626	2.09 0.035	U/L µkat/L
<b>CREA</b> Creatinine	Jaffé, without compensation	1 1711	1.56 138	1.22 - 1.91 108 - 168	0.115 10.1	mg/dL µmol/L
	Jaffé, with compensation	1 1711	1.48 131	1.15 - 1.81 102 - 160	0.109 9.59	mg/dL µmol/L
	Enzymatic PAP	1 1759	1.44 127	1.12 - 1.76 99.2 - 155	0.106 9.33	mg/dL µmol/L
<b>GGT</b> γ-Glutamyltransferase	IFCC, DGKC 1994 37°C	1 2801	26.0 0.433	20.3 - 31.7 0.338 - 0.529	1.91 0.032	U/L µkat/L
<b>GLUC</b> Glucose	HK/G6P-DH	1 2511	86.0 4.77	72.2 - 99.7 4.01 - 5.53	4.58 0.254	mg/dL mmol/L
<b>HDLC</b> HDL-Cholesterol	Immunoinhibition	1 3521	45.3 1.17	39.0 - 51.6 1.01 - 1.34	2.11 0.055	mg/dL mmol/L
	Direct, colorimetric	1 3561	46.4 1.20	39.9 - 52.9 1.03 - 1.37	2.17 0.056	mg/dL mmol/L

# TruLab N

# LOT 31257



Cat. No. 5 9000 99 10 061 (6 x 5 mL)  
5 9000 99 10 062 (20 x 5 mL)

2023-02-28

## BioMajesty®



Updated sheets: [www.diasys-diagnostics.com/service-area/value-sheets/](http://www.diasys-diagnostics.com/service-area/value-sheets/)

Value sheet version: 3

Short Name / Analyte	Method	Reagent ID	Value	Range	1 SD	Unit
<b>HBUT</b> β-Hydroxybutyrate	β-HBDH / Diaphorase 37°C	1 3701	0.294	0.235 - 0.353	0.020	mmol/L
			3.06	2.45 - 3.67	0.204	mg/dL
	β-HBDH 37°C	1 3711	0.331	0.265 - 0.397	0.022	mmol/L
			3.45	2.76 - 4.13	0.230	mg/dL
<b>IgA</b> Immunoglobulin A	Immunoturbidimetric	1 7202	183	139 - 227	14.6	mg/dL
			1.83	1.39 - 2.27	0.146	g/L
<b>IgE</b> Immunoglobulin E	Immunoturbidimetric	1 7239	91.7	73.4 - 110	6.11	IU/mL
			220	176 - 264	14.7	ng/mL
<b>IgG</b> Immunoglobulin G	Immunoturbidimetric	1 7212	874	699 - 1049	58.3	mg/dL
			8.74	6.99 - 10.5	0.583	g/L
<b>IgM</b> Immunoglobulin M	Immunoturbidimetric	1 7222	82.7	59.5 - 106	7.72	mg/dL
			0.827	0.595 - 1.06	0.077	g/L
<b>FE</b> Iron	Ferene	1 1911	80.0	68.8 - 91.1	3.73	µg/dL
			14.3	12.3 - 16.3	0.668	µmol/L
<b>LACT</b> Lactate	LDH UV	1 4001	11.3	8.96 - 13.7	0.794	mg/dL
			1.26	0.995 - 1.52	0.088	mmol/L
<b>LDH</b> Lactate dehydrogenase	IFCC, DGKC 1994 37°C	1 4211	141	116 - 166	8.46	U/L
			2.35	1.93 - 2.77	0.141	µkat/L
<b>LDLC</b> LDL-Cholesterol	Homogenous Select, TruCal Lipid	1 4121	84.7	72.8 - 96.6	3.95	mg/dL
			2.19	1.88 - 2.50	0.102	mmol/L
	Direct, colorimetric	1 4131	83.3	71.6 - 95.0	3.89	mg/dL
			2.15	1.85 - 2.46	0.101	mmol/L
<b>LPS</b> Lipase	Colorimetric	1 4321	51.8	41.4 - 62.1	3.45	U/L
			0.863	0.690 - 1.04	0.058	µkat/L
<b>MG</b> Magnesium	Xylidyl blue	1 4610	0.811	0.681 - 0.941	0.043	mmol/L
			1.97	1.66 - 2.29	0.105	mg/dL
<b>PL</b> Phospholipids	Enzymatic	1 5741	175	140 - 210	11.7	mg/dL
			2.26	1.80 - 2.71	0.150	mmol/L
<b>PO3</b> Phosphorus	Molybdate UV	1 5211	2.93	2.40 - 3.46	0.176	mg/dL
			0.945	0.775 - 1.12	0.057	mmol/L
<b>K</b> Potassium	Indirect ISE	980131	3.96	3.60 - 4.31	0.119	mmol/L
			15.5	14.1 - 16.9	0.464	mg/dL
<b>Na</b> Sodium	Indirect ISE	980130	130	122 - 138	2.61	mmol/L
			299	281 - 317	5.99	mg/dL
<b>TP</b> Total Protein	Biuret, with sample blank	1 2311	5.82	5.18 - 6.46	0.213	g/dL
			58.2	51.8 - 64.6	2.13	g/L
<b>TRF</b> Transferrin	Immunoturbidimetric	1 7252	227	182 - 272	15.1	mg/dL
			2.27	1.82 - 2.72	0.151	g/L
<b>TRIG</b> Triglycerides	GPO-PAP	1 5710	92.8	76.1 - 110	5.57	mg/dL
			1.05	0.857 - 1.23	0.063	mmol/L
<b>UIBC</b> Unsat.Iron Binding Cap.	Ferene	1 1921	239	191 - 287	15.9	µg/dL
			42.8	34.2 - 51.3	2.85	µmol/L
			For reagent lots ≥ 29398	1 1921	254	203 - 304
			45.4	36.3 - 54.5	3.03	µmol/L
<b>UREA</b> Urea	Urease UV	1 3101	36.3	28.3 - 44.3	2.66	mg/dL
			6.04	4.71 - 7.37	0.443	mmol/L
<b>UA</b> Uric Acid	TOOS	1 3001	4.94	4.25 - 5.63	0.231	mg/dL
			294	253 - 335	13.7	µmol/L



DiaSys Diagnostic Systems GmbH  
Alte Strasse 9 65558 Holzheim Germany  
[www.diasys-diagnostics.com](http://www.diasys-diagnostics.com)