


# TruLab N

**LOT** 32786



Cat. No. 5 9000 99 10 061 (6 x 5 mL)  
5 9000 99 10 062 (20 x 5 mL)



2025-02-28



Updated sheets: [www.diasys-diagnostics.com/service-area/value-sheets/](http://www.diasys-diagnostics.com/service-area/value-sheets/)

Value sheet version: 4

Short Name / Analyte	Method	Reagent ID	Value	Range	Unit
<b>ALB</b> Albumin	Bromcresol green	1 0220	3.46 34.6	2.67 - 4.26 26.7 - 42.6	g/dL g/L
<b>AP</b> Alkaline phosphatase	IFCC 37°C	1 0441	68.0 1.13	51.0 - 85.0 0.850 - 1.42	U/L µkat/L
	DGKC 1970 37°C	1 0401	114 1.90	85.5 - 143 1.43 - 2.38	U/L µkat/L
<b>ALT/GPT</b> Alanine aminotransferase	IFCC, with pyridoxal phosphate 37°C	1 2701 +	51.4 0.857	39.6 - 63.3 0.660 - 1.05	U/L µkat/L
	without pyridoxal phosphate 37°C	1 2701	52.2 0.871	40.2 - 64.2 0.670 - 1.07	U/L µkat/L
<b>AST/GOT</b> Aspartate aminotransferase	IFCC, with pyridoxal phosphate 37°C	1 2601 +	42.6 0.710	32.8 - 52.4 0.547 - 0.874	U/L µkat/L
	without pyridoxal phosphate 37°C	1 2601	42.9 0.715	33.1 - 52.8 0.551 - 0.880	U/L µkat/L
<b>AMY</b> Amylase	EPS G-7	1 0501	69.6 1.16	55.7 - 83.5 0.928 - 1.39	U/L µkat/L
<b>PAMY</b> Pancreatic amylase	EPS G-7	1 0551	27.1 0.452	21.7 - 32.6 0.362 - 0.543	U/L µkat/L
<b>APOA1</b> Apolipoprotein A1	Immunoturbidimetric	1 7102	116 1.16	93.1 - 140 0.931 - 1.40	mg/dL g/L
<b>APOB</b> Apolipoprotein B	Immunoturbidimetric	1 7112	65.6 0.656	52.5 - 78.8 0.525 - 0.788	mg/dL g/L
<b>BILE</b> Total Bile Acids	Enzymatic cycling method	1 2238	13.8	11.0 - 16.5	µmol/L
<b>DBIL</b> Direct Bilirubin	DCA	1 0821	0.895 15.3	0.662 - 1.13 11.3 - 19.3	mg/dL µmol/L
	Jendrassik-Grof	1 0849	1.02 17.5	0.756 - 1.29 12.9 - 22.0	mg/dL µmol/L
<b>TBIL</b> Total Bilirubin	DCA	1 0811	1.66 28.4	1.23 - 2.09 21.0 - 35.8	mg/dL µmol/L
	Jendrassik-Grof	1 0849	1.84 31.4	1.36 - 2.31 23.2 - 39.6	mg/dL µmol/L
<b>CA</b> Calcium	Arsenazo	1 1130	1.98 7.94	1.76 - 2.20 7.07 - 8.81	mmol/L mg/dL
	Phosphonazo	1 1181	2.13 8.53	1.89 - 2.36 7.59 - 9.47	mmol/L mg/dL
<b>CL</b> Chloride	Colorimetric	1 1221	108 382	97.9 - 117 347 - 416	mmol/L mg/dL
<b>CHOL</b> Cholesterol	CHOD-PAP	1 1300 + 1 1350	137 3.54	118 - 156 3.05 - 4.04	mg/dL mmol/L
<b>CHE</b> Cholinesterase	Butyrylthiocholin	1 1401	5481 91.4	4495 - 6468 74.9 - 108	U/L µkat/L
<b>CK</b> Creatine kinase	DGKC, IFCC 37°C	1 1601	148 2.47	118 - 178 1.97 - 2.96	U/L µkat/L

# TruLab N

**LOT** 32786



Cat. No. 5 9000 99 10 061 (6 x 5 mL)  
5 9000 99 10 062 (20 x 5 mL)



2025-02-28




Updated sheets: [www.diasys-diagnostics.com/service-area/value-sheets/](http://www.diasys-diagnostics.com/service-area/value-sheets/)

Value sheet version: 4

Short Name / Analyte	Method	Reagent ID	Value	Range	Unit
<b>CKMB</b> Creatine kinase	mAK, Immunological method, 37°C	1 1641	34.4	27.5 - 41.3	U/L
			0.573	0.458 - 0.688	µkat/L
<b>CREA</b> Creatinine	Jaffé, without compensation	1 1711	1.36	1.06 - 1.66	mg/dL
			120	93.6 - 146	µmol/L
	Jaffé, with compensation	1 1711	1.24	0.969 - 1.52	mg/dL
			110	85.7 - 134	µmol/L
Enzymatic PAP	1 1759	1.21	0.946 - 1.48	mg/dL	
			107	83.6 - 131	µmol/L
<b>GGT</b> γ-Glutamyltransferase	IFCC, DGKC 1994 37°C	1 2801	29.9	23.4 - 36.5	U/L
			0.499	0.389 - 0.609	µkat/L
	Szasz 37°C	1 2801	26.5	20.7 - 32.3	U/L
			0.442	0.344 - 0.539	µkat/L
<b>GLDH</b> Glutamat dehydrogenase	DGKC 1970 37°C	1 2411	14.5	11.6 - 17.4	U/L
			0.241	0.193 - 0.289	µkat/L
<b>GLUC</b> Glucose	GOD-PAP	1 2500 +	99.8	83.8 - 116	mg/dL
			1 2550	5.54	4.65 - 6.42
	HK/G6P-DH	1 2511	97.5	81.9 - 113	mg/dL
			5.41	4.55 - 6.28	mmol/L
Gluc-DH	1 2531	98.6	82.8 - 114	mg/dL	
			5.47	4.60 - 6.35	mmol/L
<b>HBDH</b> α-Hydroxybutyrate dehydro.	DGKC 37°C	1 3201	126	101 - 152	U/L
			2.11	1.69 - 2.53	µkat/L
<b>HDLC</b> HDL-Cholesterol	Immuno-inhibition	1 3521	40.4	34.7 - 46.0	mg/dL
			1.04	0.897 - 1.19	mmol/L
	Direct, colorimetric	1 3561	40.2	34.6 - 45.8	mg/dL
			1.04	0.894 - 1.19	mmol/L
<b>HBUT</b> β-Hydroxybutyrate	β-HBDH / Diaphorase 37°C	1 3701	0.309	0.247 - 0.371	mmol/L
			3.22	2.57 - 3.86	mg/dL
	β-HBDH 37°C	1 3711	0.299	0.239 - 0.358	mmol/L
			3.11	2.49 - 3.73	mg/dL
<b>IgA</b> Immunoglobulin A	Immunoturbidimetric	1 7202	162	123 - 200	mg/dL
			1.62	1.23 - 2.00	g/L
<b>IgE</b> Immunoglobulin E	Immunoturbidimetric	1 7239	65.8	52.7 - 79.0	IU/mL
			158	126 - 190	ng/mL
<b>IgG</b> Immunoglobulin G	Immunoturbidimetric	1 7212	806	645 - 968	mg/dL
			8.06	6.45 - 9.68	g/L
<b>IgM</b> Immunoglobulin M	Immunoturbidimetric	1 7222	72.8	52.4 - 93.2	mg/dL
			0.728	0.524 - 0.932	g/L
<b>FE</b> Iron	Ferene	1 1911	81.4	70.0 - 92.8	µg/dL
			14.6	12.5 - 16.6	µmol/L
<b>LACT</b> Lactate	LDH UV	1 4001	11.8	9.28 - 14.2	mg/dL
			1.30	1.03 - 1.58	mmol/L
<b>LDH</b> Lactate dehydrogenase	IFCC, DGKC 1994 37°C	1 4211	147	121 - 174	U/L
			2.46	2.01 - 2.90	µkat/L
	DGKC opt. 1970 37°C	1 4201	241	198 - 285	U/L
			4.02	3.30 - 4.74	µkat/L
	IFCC, modified	1 4251	147	121 - 174	U/L
			2.46	2.01 - 2.90	µkat/L

# TruLab N

**LOT** 32786



Cat. No. 5 9000 99 10 061 (6 x 5 mL)  
5 9000 99 10 062 (20 x 5 mL)



2025-02-28



Updated sheets: [www.diasys-diagnostics.com/service-area/value-sheets/](http://www.diasys-diagnostics.com/service-area/value-sheets/)

Value sheet version: 4


Short Name / Analyte	Method	Reagent ID	Value	Range	Unit
<b>LDLC</b> LDL-Cholesterol	Homogenous Select, TruCal Lipid	1 4121	73.7	63.4 - 84.0	mg/dL
			1.91	1.64 - 2.17	mmol/L
	Direct, colorimetric	1 4131	70.4	60.5 - 80.2	mg/dL
			1.82	1.57 - 2.07	mmol/L
<b>LPS</b> Lipase	Colorimetric	1 4321	54.5	43.6 - 65.4	U/L
			0.909	0.727 - 1.09	µkat/L
<b>MG</b> Magnesium	Xylidyl blue	1 4610	0.782	0.657 - 0.907	mmol/L
			1.90	1.60 - 2.20	mg/dL
<b>PL</b> Phospholipids	Enzymatic	1 5741	162	129 - 194	mg/dL
			2.09	1.67 - 2.50	mmol/L
<b>PO3</b> Phosphorus	Molybdate UV, substrate start	1 5211	3.12	2.56 - 3.68	mg/dL
			1.01	0.826 - 1.19	mmol/L
			Molybdate UV, sample start	1 5211	3.13
			1.01	0.828 - 1.19	mmol/L
<b>K</b> Potassium	Enzymatic	1 5221	3.90	3.55 - 4.25	mmol/L
			15.3	13.9 - 16.6	mg/dL
<b>Na</b> Sodium	Enzymatic	1 4808	127	119 - 134	mmol/L
			291	273 - 308	mg/dL
<b>TP</b> Total Protein	Biuret, without sample blank	1 2311	6.03	5.36 - 6.69	g/dL
			60.3	53.6 - 66.9	g/L
			Biuret, with sample blank	1 2311	5.31
			53.1	47.3 - 59.0	g/L
<b>TRF</b> Transferrin	Immunoturbidimetric	1 7252	208	166 - 249	mg/dL
			2.08	1.66 - 2.49	g/L
<b>TRIG</b> Triglycerides	GPO-PAP	1 5760	88.3	72.4 - 104	mg/dL
			1 5710	0.994	0.815 - 1.17
<b>UIBC</b> Unsat. Iron Binding Cap.	Ferene	1 1921	252	202 - 303	µg/dL
			45.2	36.1 - 54.2	µmol/L
<b>UREA</b> Urea	Urease UV	1 3101	35.2	27.5 - 42.9	mg/dL
			5.86	4.57 - 7.15	mmol/L
			Colorimetric, Berthelot	1 3115	34.5
			5.74	4.48 - 7.00	mmol/L
<b>UA</b> Uric Acid	TBHBA	1 3021	4.64	3.99 - 5.29	mg/dL
			276	238 - 315	µmol/L
			TOOS	1 3001	4.71
			280	241 - 320	µmol/L



DiaSys Diagnostic Systems GmbH  
Alte Strasse 9 65558 Holzheim Germany  
[www.diasys-diagnostics.com](http://www.diasys-diagnostics.com)

# TruLab N

**LOT** 32786



Cat. No. 5 9000 99 10 061 ( 6 x 5 mL)  
5 9000 99 10 062 (20 x 5 mL)



2025-02-28

**Sensostar** **Sensostar**  
GLHsix GL30 touch



**IVD**

Updated sheets: [www.diasys-diagnostics.com/service-area/value-sheets/](http://www.diasys-diagnostics.com/service-area/value-sheets/)

Value sheet version: 4

Short Name / Analyte	Method	Reagent ID	Value	Range	Unit
<b>GLUC</b>	Amperometric	Biosensor	101	84.6 - 117	mg/dL
Glucose			5.59	4.69 - 6.48	mmol/L
<b>LACT</b>	Amperometric	Biosensor	12.5	9.91 - 15.2	mg/dL
Lactate			1.39	1.10 - 1.68	mmol/L




DiaSys Diagnostic Systems GmbH  
Alte Strasse 9 65558 Holzheim Germany  
[www.diasys-diagnostics.com](http://www.diasys-diagnostics.com)

# TruLab N

# LOT 32786



Cat. No. 5 9000 99 10 061 (6 x 5 mL)  
5 9000 99 10 062 (20 x 5 mL)

 2025-02-28

## respons<sup>910</sup>



Updated sheets: [www.diasys-diagnostics.com/service-area/value-sheets/](http://www.diasys-diagnostics.com/service-area/value-sheets/)

Value sheet version: 4


Short Name / Analyte	Method	Reagent ID	Value	Range	Unit
<b>ALB</b> Albumin	Bromcresol green	1 0220	3.46 34.6	2.67 - 4.26 26.7 - 42.6	g/dL g/L
<b>AP</b> Alkaline phosphatase	IFCC 37°C	1 0441	68.0 1.13	51.0 - 85.0 0.850 - 1.42	U/L µkat/L
<b>ALT/GPT</b> Alanine aminotransferase	IFCC, with pyridoxal phosphate 37°C	1 2701 + 2 5010	51.4 0.857	39.6 - 63.3 0.660 - 1.05	U/L µkat/L
	without pyridoxal phosphate 37°C	1 2701	52.2 0.871	40.2 - 64.2 0.670 - 1.07	U/L µkat/L
<b>AST/GOT</b> Aspartate aminotransferase	IFCC, with pyridoxal phosphate 37°C	1 2601 + 2 5010	42.6 0.710	32.8 - 52.4 0.547 - 0.874	U/L µkat/L
	without pyridoxal phosphate 37°C	1 2601	42.9 0.715	33.1 - 52.8 0.551 - 0.880	U/L µkat/L
<b>AMY</b> Amylase	EPS G-7	1 0501	69.6 1.16	55.7 - 83.5 0.928 - 1.39	U/L µkat/L
<b>PAMY</b> Pancreatic amylase	EPS G-7	1 0551	27.1 0.452	21.7 - 32.6 0.362 - 0.543	U/L µkat/L
<b>APOA1</b> Apolipoprotein A1	Immunoturbidimetric	1 7102	116 1.16	93.1 - 140 0.931 - 1.40	mg/dL g/L
<b>APOB</b> Apolipoprotein B	Immunoturbidimetric	1 7112	65.6 0.656	52.5 - 78.8 0.525 - 0.788	mg/dL g/L
<b>BILE</b> Total Bile Acids	Enzymatic cycling method	1 2238	13.8	11.0 - 16.5	µmol/L
<b>DBIL</b> Direct Bilirubin	DCA	1 0821	0.895 15.3	0.662 - 1.13 11.3 - 19.3	mg/dL µmol/L
<b>TBIL</b> Total Bilirubin	DCA	1 0811	1.66 28.4	1.23 - 2.09 21.0 - 35.8	mg/dL µmol/L
<b>CA</b> Calcium	Phosphonazo	1 1181	2.13 8.53	1.89 - 2.36 7.59 - 9.47	mmol/L mg/dL
<b>CL</b> Chloride	Colorimetric	1 1221	108 382	97.9 - 117 347 - 416	mmol/L mg/dL
<b>CHOL</b> Cholesterol	CHOD-PAP	1 1300	137 3.54	118 - 156 3.05 - 4.04	mg/dL mmol/L
<b>CHE</b> Cholinesterase	Butyrylthiocholin	1 1401	5481 91.4	4495 - 6468 74.9 - 108	U/L µkat/L
<b>CK</b> Creatine kinase	DGKC, IFCC 37°C	1 1601	148 2.47	118 - 178 1.97 - 2.96	U/L µkat/L
<b>CKMB</b> Creatine kinase	mAK, Immunological method, 37°C	1 1641	34.4 0.573	27.5 - 41.3 0.458 - 0.688	U/L µkat/L
<b>CREA</b> Creatinine	Jaffé, without compensation	1 1711	1.36 120	1.06 - 1.66 93.6 - 146	mg/dL µmol/L
	Jaffé, with compensation	1 1711	1.24 110	0.969 - 1.52 85.7 - 134	mg/dL µmol/L
	Enzymatic PAP	1 1759	1.21 107	0.946 - 1.48 83.6 - 131	mg/dL µmol/L
<b>GGT</b> γ-Glutamyltransferase	IFCC, DGKC 1994 37°C	1 2801	29.9 0.499	23.4 - 36.5 0.389 - 0.609	U/L µkat/L
<b>GLUC</b> Glucose	GOD-PAP	1 2500	99.8 5.54	83.8 - 116 4.65 - 6.42	mg/dL mmol/L
	HK/G6P-DH	1 2511	97.5 5.41	81.9 - 113 4.55 - 6.28	mg/dL mmol/L

# TruLab N

**LOT** 32786



Cat. No. 5 9000 99 10 061 (6 x 5 mL)  
5 9000 99 10 062 (20 x 5 mL)

 2025-02-28

**respons<sup>®</sup>910**



Updated sheets: [www.diasys-diagnostics.com/service-area/value-sheets/](http://www.diasys-diagnostics.com/service-area/value-sheets/)


Value sheet version: 4

Short Name / Analyte	Method	Reagent ID	Value	Range	Unit
<b>HDLC</b> HDL-Cholesterol	Immuno-inhibition	1 3521	40.4	34.7 - 46.0	mg/dL
			1.04	0.897 - 1.19	mmol/L
	Direct, colorimetric	1 3561	40.2	34.6 - 45.8	mg/dL
			1.04	0.894 - 1.19	mmol/L
<b>HBUT</b> β-Hydroxybutyrate	β-HBDH 37°C	1 3711	0.299	0.239 - 0.358	mmol/L
			3.11	2.49 - 3.73	mg/dL
<b>IgA</b> Immunoglobulin A	Immunoturbidimetric	1 7202	162	123 - 200	mg/dL
			1.62	1.23 - 2.00	g/L
<b>IgE</b> Immunoglobulin E	Immunoturbidimetric	1 7239	65.8	52.7 - 79.0	IU/mL
			158	126 - 190	ng/mL
<b>IgG</b> Immunoglobulin G	Immunoturbidimetric	1 7212	806	645 - 968	mg/dL
			8.06	6.45 - 9.68	g/L
<b>IgM</b> Immunoglobulin M	Immunoturbidimetric	1 7222	72.8	52.4 - 93.2	mg/dL
			0.728	0.524 - 0.932	g/L
<b>FE</b> Iron	Ferene	1 1911	81.4	70.0 - 92.8	µg/dL
			14.6	12.5 - 16.6	µmol/L
<b>LACT</b> Lactate	LDH UV	1 4001	11.8	9.28 - 14.2	mg/dL
			1.30	1.03 - 1.58	mmol/L
<b>LDH</b> Lactate dehydrogenase	IFCC, DGKC 1994 37°C	1 4211	147	121 - 174	U/L
			2.46	2.01 - 2.90	µkat/L
	IFCC, modified	1 4251	147	121 - 174	U/L
			2.46	2.01 - 2.90	µkat/L
<b>LDLC</b> LDL-Cholesterol	Homogenous Select, TruCal Lipid	1 4121	73.7	63.4 - 84.0	mg/dL
			1.91	1.64 - 2.17	mmol/L
	Direct, colorimetric	1 4131	70.4	60.5 - 80.2	mg/dL
			1.82	1.57 - 2.07	mmol/L
<b>LPS</b> Lipase	Colorimetric	1 4321	54.5	43.6 - 65.4	U/L
			0.909	0.727 - 1.09	µkat/L
<b>MG</b> Magnesium	Xylidyl blue	1 4610	0.782	0.657 - 0.907	mmol/L
			1.90	1.60 - 2.20	mg/dL
<b>PL</b> Phospholipids	Enzymatic	1 5741	162	129 - 194	mg/dL
			2.09	1.67 - 2.50	mmol/L
<b>PO3</b> Phosphorus	Molybdate UV	1 5211	3.12	2.56 - 3.68	mg/dL
			1.01	0.826 - 1.19	mmol/L
<b>K</b> Potassium	Enzymatic	1 5221	3.90	3.55 - 4.25	mmol/L
			15.3	13.9 - 16.6	mg/dL
<b>Na</b> Sodium	Enzymatic	1 4808	127	119 - 134	mmol/L
			291	273 - 308	mg/dL
<b>TP</b> Total Protein	Biuret, with sample blank	1 2311	5.31	4.73 - 5.90	g/dL
			53.1	47.3 - 59.0	g/L
<b>TRF</b> Transferrin	Immunoturbidimetric	1 7252	208	166 - 249	mg/dL
			2.08	1.66 - 2.49	g/L
<b>TRIG</b> Triglycerides	GPO-PAP	1 5710	88.3	72.4 - 104	mg/dL
			0.994	0.815 - 1.17	mmol/L
<b>UIBC</b> Unsat.Iron Binding Cap.	Ferene	1 1921	252	202 - 303	µg/dL
			45.2	36.1 - 54.2	µmol/L
<b>UREA</b> Urea	Urease UV	1 3101	35.2	27.5 - 42.9	mg/dL
			5.86	4.57 - 7.15	mmol/L
<b>UA</b> Uric Acid	TOOS	1 3001	4.71	4.05 - 5.37	mg/dL
			280	241 - 320	µmol/L



DiaSys Diagnostic Systems GmbH  
Alte Strasse 9 65558 Holzheim Germany  
[www.diasys-diagnostics.com](http://www.diasys-diagnostics.com)

Cat. No. 5 9000 99 10 061 (6 x 5 mL)  
5 9000 99 10 062 (20 x 5 mL)

 2025-02-28

**respons<sup>®</sup>920**



Updated sheets: [www.diasys-diagnostics.com/service-area/value-sheets/](http://www.diasys-diagnostics.com/service-area/value-sheets/)

Value sheet version: 4

Short Name / Analyte	Method	Reagent ID	Value	Range	1 SD	Unit
<b>ALB</b> Albumin	Bromcresol green	1 0220	3.46 34.6	2.67 - 4.26 26.7 - 42.6	0.266 2.66	g/dL g/L
<b>AP</b> Alkaline phosphatase	IFCC 37°C	1 0441	68.0 1.13	51.0 - 85.0 0.850 - 1.42	5.67 0.094	U/L µkat/L
<b>ALT/GPT</b> Alanine aminotransferase	IFCC, with pyridoxal phosphate 37°C	1 2701 +	51.4	39.6 - 63.3	3.94	U/L
	without pyridoxal phosphate 37°C	2 5010 1 2701	0.857 52.2	0.660 - 1.05 40.2 - 64.2	0.066 4.00	µkat/L U/L
			0.871	0.670 - 1.07	0.067	µkat/L
<b>AST/GOT</b> Aspartate aminotransferase	IFCC, with pyridoxal phosphate 37°C	1 2601 +	42.6	32.8 - 52.4	3.27	U/L
	without pyridoxal phosphate 37°C	2 5010 1 2601	0.710 42.9	0.547 - 0.874 33.1 - 52.8	0.054 3.29	µkat/L U/L
			0.715	0.551 - 0.880	0.055	µkat/L
<b>AMY</b> Amylase	EPS G-7	1 0501	69.6 1.16	55.7 - 83.5 0.928 - 1.39	4.64 0.077	U/L µkat/L
<b>PAMY</b> Pancreatic amylase	EPS G-7	1 0551	27.1 0.452	21.7 - 32.6 0.362 - 0.543	1.81 0.030	U/L µkat/L
<b>APOA1</b> Apolipoprotein A1	Immunoturbidimetric	1 7102	116 1.16	93.1 - 140 0.931 - 1.40	7.76 0.078	mg/dL g/L
<b>APOB</b> Apolipoprotein B	Immunoturbidimetric	1 7112	65.6 0.656	52.5 - 78.8 0.525 - 0.788	4.38 0.044	mg/dL g/L
<b>DBIL</b> Direct Bilirubin	DCA	1 0821	0.895 15.3	0.662 - 1.13 11.3 - 19.3	0.078 1.33	mg/dL µmol/L
<b>TBIL</b> Total Bilirubin	DCA	1 0811	1.66 28.4	1.23 - 2.09 21.0 - 35.8	0.144 2.46	mg/dL µmol/L
<b>CA</b> Calcium	Phosphonazo	1 1181	2.13 8.53	1.89 - 2.36 7.59 - 9.47	0.078 0.313	mmol/L mg/dL
<b>CL</b> Chloride	Colorimetric	1 1221	108 382	97.9 - 117 347 - 416	3.23 11.4	mmol/L mg/dL
	Direct ISE	960405	102 361	92.6 - 111 328 - 393	3.05 10.8	mmol/L mg/dL
<b>CHOL</b> Cholesterol	CHOD-PAP	1 1300	137 3.54	118 - 156 3.05 - 4.04	6.39 0.165	mg/dL mmol/L
<b>CHE</b> Cholinesterase	Butyrylthiocholin	1 1401	5481 91.4	4495 - 6468 74.9 - 108	329 5.48	U/L µkat/L
<b>CK</b> Creatine kinase	DGKC, IFCC 37°C	1 1601	148 2.47	118 - 178 1.97 - 2.96	9.87 0.164	U/L µkat/L
<b>CKMB</b> Creatine kinase	mAK, Immunological method, 37°C	1 1641	34.4 0.573	27.5 - 41.3 0.458 - 0.688	2.29 0.038	U/L µkat/L
<b>CREA</b> Creatinine	Jaffé, without compensation	1 1711	1.36 120	1.06 - 1.66 93.6 - 146	0.100 8.80	mg/dL µmol/L
	Jaffé, with compensation	1 1711	1.24 110	0.969 - 1.52 85.7 - 134	0.091 8.06	mg/dL µmol/L
	Enzymatic PAP	1 1759	1.21 107	0.946 - 1.48 83.6 - 131	0.089 7.86	mg/dL µmol/L
<b>GGT</b> γ-Glutamyltransferase	IFCC, DGKC 1994 37°C	1 2801	29.9 0.499	23.4 - 36.5 0.389 - 0.609	2.20 0.037	U/L µkat/L
<b>GLUC</b> Glucose	GOD-PAP	1 2500	99.8 5.54	83.8 - 116 4.65 - 6.42	5.32 0.295	mg/dL mmol/L
	HK/G6P-DH	1 2511	97.5 5.41	81.9 - 113 4.55 - 6.28	5.20 0.289	mg/dL mmol/L
<b>HDLC</b> HDL-Cholesterol	Immuno-inhibition	1 3521	40.4 1.04	34.7 - 46.0 0.897 - 1.19	1.88 0.049	mg/dL mmol/L
	Direct, colorimetric	1 3561	40.2 1.04	34.6 - 45.8 0.894 - 1.19	1.88 0.049	mg/dL mmol/L

# TruLab N

# LOT 32786



Cat. No. 5 9000 99 10 061 (6 x 5 mL)  
5 9000 99 10 062 (20 x 5 mL)

2025-02-28

## respons<sup>®</sup> 920



Updated sheets: [www.diasys-diagnostics.com/service-area/value-sheets/](http://www.diasys-diagnostics.com/service-area/value-sheets/)

Value sheet version: 4

Short Name / Analyte	Method	Reagent ID	Value	Range	1 SD	Unit
<b>HBUT</b> β-Hydroxybutyrate	β-HBDH 37°C	1 3711	0.299 3.11	0.239 - 0.358 2.49 - 3.73	0.020 0.207	mmol/L mg/dL
<b>IgA</b> Immunoglobulin A	Immunoturbidimetric	1 7202	162 1.62	123 - 200 1.23 - 2.00	12.9 0.129	mg/dL g/L
<b>IgE</b> Immunoglobulin E	Immunoturbidimetric	1 7239	65.8 158	52.7 - 79.0 126 - 190	4.39 10.5	IU/mL ng/mL
<b>IgG</b> Immunoglobulin G	Immunoturbidimetric	1 7212	806 8.06	645 - 968 6.45 - 9.68	53.8 0.538	mg/dL g/L
<b>IgM</b> Immunoglobulin M	Immunoturbidimetric	1 7222	72.8 0.728	52.4 - 93.2 0.524 - 0.932	6.80 0.068	mg/dL g/L
<b>FE</b> Iron	Ferene	1 1911	82.8 14.8	71.2 - 94.4 12.7 - 16.9	3.86 0.692	μg/dL μmol/L
<b>LACT</b> Lactate	LDH UV	1 4001	11.8 1.30	9.28 - 14.2 1.03 - 1.58	0.823 0.091	mg/dL mmol/L
<b>LDH</b> Lactate dehydrogenase	IFCC, DGKC 1994 37°C	1 4211	147 2.46	121 - 174 2.01 - 2.90	8.85 0.147	U/L μkat/L
	IFCC, modified	1 4251	147 2.46	121 - 174 2.01 - 2.90	8.84 0.147	U/L μkat/L
<b>LDLC</b> LDL-Cholesterol	Homogenous Select, TruCal Lipid	1 4121	71.3 1.84	61.3 - 81.3 1.59 - 2.10	3.33 0.086	mg/dL mmol/L
	Direct, colorimetric	1 4131	70.4 1.82	60.5 - 80.2 1.57 - 2.07	3.28 0.085	mg/dL mmol/L
<b>LPS</b> Lipase	Colorimetric	1 4321	54.5 0.909	43.6 - 65.4 0.727 - 1.09	3.64 0.061	U/L μkat/L
<b>LI</b> Lithium	Direct ISE	960406	0.889 0.617	0.765 - 1.01 0.531 - 0.703	0.041 0.029	mmol/L mg/dL
<b>MG</b> Magnesium	Xylidyl blue	1 4610	0.782 1.90	0.657 - 0.907 1.60 - 2.20	0.042 0.101	mmol/L mg/dL
<b>PO3</b> Phosphorus	Molybdate UV	1 5211	3.12 1.01	2.56 - 3.68 0.826 - 1.19	0.187 0.060	mg/dL mmol/L
<b>K</b> Potassium	Enzymatic	1 5221	3.90 15.3	3.55 - 4.25 13.9 - 16.6	0.117 0.458	mmol/L mg/dL
	Direct ISE	960403	3.79 14.8	3.45 - 4.14 13.5 - 16.2	0.114 0.445	mmol/L mg/dL
<b>Na</b> Sodium	Enzymatic	1 4808	127 291	119 - 134 273 - 308	2.53 5.82	mmol/L mg/dL
	Direct ISE	960402	132 303	124 - 140 285 - 322	2.64 6.07	mmol/L mg/dL
<b>TP</b> Total Protein	Biuret, with sample blank	1 2311	5.31 53.1	4.73 - 5.90 47.3 - 59.0	0.195 1.95	g/dL g/L
<b>TRF</b> Transferrin	Immunoturbidimetric	1 7252	208 2.08	166 - 249 1.66 - 2.49	13.8 0.138	mg/dL g/L
<b>TRIG</b> Triglycerides	GPO-PAP	1 5710	88.3 0.994	72.4 - 104 0.815 - 1.17	5.30 0.060	mg/dL mmol/L
<b>UIBC</b> Unsat.Iron Binding Cap.	Ferene	1 1921	252 45.2	202 - 303 36.1 - 54.2	16.8 3.01	μg/dL μmol/L
<b>UREA</b> Urea	Urease UV	1 3101	35.2 5.86	27.5 - 42.9 4.57 - 7.15	2.58 0.430	mg/dL mmol/L
<b>UA</b> Uric Acid	TOOS	1 3001	4.71 280	4.05 - 5.37 241 - 320	0.220 13.1	mg/dL μmol/L


\* not available at time of printing



DiaSys Diagnostic Systems GmbH  
Alte Strasse 9 65558 Holzheim Germany  
[www.diasys-diagnostics.com](http://www.diasys-diagnostics.com)



Cat. No. 5 9000 99 10 061 (6 x 5 mL)  
5 9000 99 10 062 (20 x 5 mL)

 2025-02-28

**respons<sup>®</sup>940**



Updated sheets: [www.diasys-diagnostics.com/service-area/value-sheets/](http://www.diasys-diagnostics.com/service-area/value-sheets/)

Value sheet version: 4

Short Name / Analyte	Method	Reagent ID	Value	Range	1 SD	Unit
<b>ALB</b> Albumin	Bromcresol green	1 0220	3.46 34.6	2.67 - 4.26 26.7 - 42.6	0.266 2.66	g/dL g/L
<b>AP</b> Alkaline phosphatase	IFCC 37°C	1 0441	68.0 1.13	51.0 - 85.0 0.850 - 1.42	5.67 0.094	U/L µkat/L
<b>ALT/GPT</b> Alanine aminotransferase	IFCC, with pyridoxal phosphate 37°C	1 2701 +	51.4	39.6 - 63.3	3.94	U/L
	without pyridoxal phosphate 37°C	2 5010 1 2701	0.857 52.2	0.660 - 1.05 40.2 - 64.2	0.066 4.00	µkat/L U/L
			0.871	0.670 - 1.07	0.067	µkat/L
<b>AST/GOT</b> Aspartate aminotransferase	IFCC, with pyridoxal phosphate 37°C	1 2601 +	42.6	32.8 - 52.4	3.27	U/L
	without pyridoxal phosphate 37°C	2 5010 1 2601	0.710 42.9	0.547 - 0.874 33.1 - 52.8	0.054 3.29	µkat/L U/L
			0.715	0.551 - 0.880	0.055	µkat/L
<b>AMY</b> Amylase	EPS G-7	1 0501	69.6 1.16	55.7 - 83.5 0.928 - 1.39	4.64 0.077	U/L µkat/L
<b>PAMY</b> Pancreatic amylase	EPS G-7	1 0551	27.1 0.452	21.7 - 32.6 0.362 - 0.543	1.81 0.030	U/L µkat/L
<b>APOA1</b> Apolipoprotein A1	Immunoturbidimetric	1 7102	116 1.16	93.1 - 140 0.931 - 1.40	7.76 0.078	mg/dL g/L
<b>APOB</b> Apolipoprotein B	Immunoturbidimetric	1 7112	65.6 0.656	52.5 - 78.8 0.525 - 0.788	4.38 0.044	mg/dL g/L
<b>DBIL</b> Direct Bilirubin	DCA	1 0821	0.895 15.3	0.662 - 1.13 11.3 - 19.3	0.078 1.33	mg/dL µmol/L
<b>TBIL</b> Total Bilirubin	DCA	1 0811	1.66 28.4	1.23 - 2.09 21.0 - 35.8	0.144 2.46	mg/dL µmol/L
<b>CA</b> Calcium	Phosphonazo	1 1181	2.13 8.53	1.89 - 2.36 7.59 - 9.47	0.078 0.313	mmol/L mg/dL
<b>CL</b> Chloride	Colorimetric	1 1221	108 382	97.9 - 117 347 - 416	3.23 11.4	mmol/L mg/dL
	Direct ISE	960405	102 361	92.6 - 111 328 - 393	3.05 10.8	mmol/L mg/dL
<b>CHOL</b> Cholesterol	CHOD-PAP	1 1300	137 3.54	118 - 156 3.05 - 4.04	6.39 0.165	mg/dL mmol/L
<b>CHE</b> Cholinesterase	Butyrylthiocholin	1 1401	5481 91.4	4495 - 6468 74.9 - 108	329 5.48	U/L µkat/L
<b>CK</b> Creatine kinase	DGKC, IFCC 37°C	1 1601	148 2.47	118 - 178 1.97 - 2.96	9.87 0.164	U/L µkat/L
<b>CKMB</b> Creatine kinase	mAK, Immunological method, 37°C	1 1641	34.4 0.573	27.5 - 41.3 0.458 - 0.688	2.29 0.038	U/L µkat/L
<b>CREA</b> Creatinine	Jaffé, without compensation	1 1711	1.36 120	1.06 - 1.66 93.6 - 146	0.100 8.80	mg/dL µmol/L
	Jaffé, with compensation	1 1711	1.24 110	0.969 - 1.52 85.7 - 134	0.091 8.06	mg/dL µmol/L
	Enzymatic PAP	1 1759	1.21 107	0.946 - 1.48 83.6 - 131	0.089 7.86	mg/dL µmol/L
<b>GGT</b> γ-Glutamyltransferase	IFCC, DGKC 1994 37°C	1 2801	29.9 0.499	23.4 - 36.5 0.389 - 0.609	2.20 0.037	U/L µkat/L
<b>GLUC</b> Glucose	GOD-PAP	1 2500	99.8 5.54	83.8 - 116 4.65 - 6.42	5.32 0.295	mg/dL mmol/L
	HK/G6P-DH	1 2511	97.5 5.41	81.9 - 113 4.55 - 6.28	5.20 0.289	mg/dL mmol/L
<b>HDLC</b> HDL-Cholesterol	Immunoinhibition	1 3521	40.4 1.04	34.7 - 46.0 0.897 - 1.19	1.88 0.049	mg/dL mmol/L
	Direct, colorimetric	1 3561	40.2 1.04	34.6 - 45.8 0.894 - 1.19	1.88 0.049	mg/dL mmol/L

# TruLab N

# LOT 32786



Cat. No. 5 9000 99 10 061 (6 x 5 mL)  
5 9000 99 10 062 (20 x 5 mL)

2025-02-28

## respons<sup>®</sup> 940



Updated sheets: [www.diasys-diagnostics.com/service-area/value-sheets/](http://www.diasys-diagnostics.com/service-area/value-sheets/)

Value sheet version: 4

Short Name / Analyte	Method	Reagent ID	Value	Range	1 SD	Unit
<b>HBUT</b> β-Hydroxybutyrate	β-HBDH 37°C	1 3711	0.299 3.11	0.239 - 0.358 2.49 - 3.73	0.020 0.207	mmol/L mg/dL
<b>IgA</b> Immunoglobulin A	Immunoturbidimetric	1 7202	162 1.62	123 - 200 1.23 - 2.00	12.9 0.129	mg/dL g/L
<b>IgE</b> Immunoglobulin E	Immunoturbidimetric	1 7239	65.8 158	52.7 - 79.0 126 - 190	4.39 10.5	IU/mL ng/mL
<b>IgG</b> Immunoglobulin G	Immunoturbidimetric	1 7212	806 8.06	645 - 968 6.45 - 9.68	53.8 0.538	mg/dL g/L
<b>IgM</b> Immunoglobulin M	Immunoturbidimetric	1 7222	72.8 0.728	52.4 - 93.2 0.524 - 0.932	6.80 0.068	mg/dL g/L
<b>FE</b> Iron	Ferene	1 1911	82.8 14.8	71.2 - 94.4 12.7 - 16.9	3.86 0.692	μg/dL μmol/L
<b>LACT</b> Lactate	LDH UV	1 4001	11.8 1.30	9.28 - 14.2 1.03 - 1.58	0.823 0.091	mg/dL mmol/L
<b>LDH</b> Lactate dehydrogenase	IFCC, DGKC 1994 37°C	1 4211	147 2.46	121 - 174 2.01 - 2.90	8.85 0.147	U/L μkat/L
	IFCC, modified	1 4251	147 2.46	121 - 174 2.01 - 2.90	8.84 0.147	U/L μkat/L
<b>LDLC</b> LDL-Cholesterol	Homogenous Select, TruCal Lipid	1 4121	71.3 1.84	61.3 - 81.3 1.59 - 2.10	3.33 0.086	mg/dL mmol/L
	Direct, colorimetric	1 4131	70.4 1.82	60.5 - 80.2 1.57 - 2.07	3.28 0.085	mg/dL mmol/L
<b>LPS</b> Lipase	Colorimetric	1 4321	54.5 0.909	43.6 - 65.4 0.727 - 1.09	3.64 0.061	U/L μkat/L
<b>LI</b> Lithium	Direct ISE	960406	0.889 0.617	0.765 - 1.01 0.531 - 0.703	0.041 0.029	mmol/L mg/dL
<b>MG</b> Magnesium	Xylidyl blue	1 4610	0.782 1.90	0.657 - 0.907 1.60 - 2.20	0.042 0.101	mmol/L mg/dL
<b>PO3</b> Phosphorus	Molybdate UV	1 5211	3.12 1.01	2.56 - 3.68 0.826 - 1.19	0.187 0.060	mg/dL mmol/L
<b>K</b> Potassium	Enzymatic	1 5221	3.90 15.3	3.55 - 4.25 13.9 - 16.6	0.117 0.458	mmol/L mg/dL
	Direct ISE	960403	3.79 14.8	3.45 - 4.14 13.5 - 16.2	0.114 0.445	mmol/L mg/dL
<b>Na</b> Sodium	Enzymatic	1 4808	127 291	119 - 134 273 - 308	2.53 5.82	mmol/L mg/dL
	Direct ISE	960402	132 303	124 - 140 285 - 322	2.64 6.07	mmol/L mg/dL
<b>TP</b> Total Protein	Biuret, with sample blank	1 2311	5.31 53.1	4.73 - 5.90 47.3 - 59.0	0.195 1.95	g/dL g/L
<b>TRF</b> Transferrin	Immunoturbidimetric	1 7252	208 2.08	166 - 249 1.66 - 2.49	13.8 0.138	mg/dL g/L
<b>TRIG</b> Triglycerides	GPO-PAP	1 5710	88.3 0.994	72.4 - 104 0.815 - 1.17	5.30 0.060	mg/dL mmol/L
<b>UIBC</b> Unsat.Iron Binding Cap.	Ferene	1 1921	252 45.2	202 - 303 36.1 - 54.2	16.8 3.01	μg/dL μmol/L
<b>UREA</b> Urea	Urease UV	1 3101	35.2 5.86	27.5 - 42.9 4.57 - 7.15	2.58 0.430	mg/dL mmol/L
<b>UA</b> Uric Acid	TOOS	1 3001	4.71 280	4.05 - 5.37 241 - 320	0.220 13.1	mg/dL μmol/L

\* not available at time of printing




DiaSys Diagnostic Systems GmbH  
Alte Strasse 9 65558 Holzheim Germany  
[www.diasys-diagnostics.com](http://www.diasys-diagnostics.com)

# TruLab N

# LOT 32786

Cat. No. 5 9000 99 10 061 (6 x 5 mL)  
5 9000 99 10 062 (20 x 5 mL)

 2025-02-28

## BioMajesty®



Updated sheets: [www.diasys-diagnostics.com/service-area/value-sheets/](http://www.diasys-diagnostics.com/service-area/value-sheets/)


Value sheet version: 4

Short Name / Analyte	Method	Reagent ID	Value	Range	1 SD	Unit
<b>ALB</b> Albumin	Bromcresol green	1 0220	3.46 34.6	2.67 - 4.26 26.7 - 42.6	0.266 2.66	g/dL g/L
<b>AP</b> Alkaline phosphatase	IFCC 37°C	1 0441	68.0 1.13	51.0 - 85.0 0.850 - 1.42	5.67 0.094	U/L µkat/L
<b>ALT/GPT</b> Alanine aminotransferase	IFCC, with pyridoxal phosphate 37°C	1 2701 +	51.4 2 5010	39.6 - 63.3 0.660 - 1.05	3.94 0.066	U/L µkat/L
	without pyridoxal phosphate 37°C	1 2701	52.2 0.871	40.2 - 64.2 0.670 - 1.07	4.00 0.067	U/L µkat/L
<b>AST/GOT</b> Aspartate aminotransferase	IFCC, with pyridoxal phosphate 37°C	1 2601 +	42.6 2 5010	32.8 - 52.4 0.547 - 0.874	3.27 0.054	U/L µkat/L
	without pyridoxal phosphate 37°C	1 2601	42.9 0.715	33.1 - 52.8 0.551 - 0.880	3.29 0.055	U/L µkat/L
<b>AMY</b> Amylase	EPS G-7	1 0501	69.6 1.16	55.7 - 83.5 0.928 - 1.39	4.64 0.077	U/L µkat/L
<b>PAMY</b> Pancreatic amylase	EPS G-7	1 0551	27.1 0.452	21.7 - 32.6 0.362 - 0.543	1.81 0.030	U/L µkat/L
<b>APOA1</b> Apolipoprotein A1	Immunoturbidimetric	1 7102	116 1.16	93.1 - 140 0.931 - 1.40	7.76 0.078	mg/dL g/L
<b>APOB</b> Apolipoprotein B	Immunoturbidimetric	1 7112	65.6 0.656	52.5 - 78.8 0.525 - 0.788	4.38 0.044	mg/dL g/L
<b>DBIL</b> Direct Bilirubin	DCA	1 0821	0.895 15.3	0.662 - 1.13 11.3 - 19.3	0.078 1.33	mg/dL µmol/L
<b>TBIL</b> Total Bilirubin	DCA	1 0811	1.66 28.4	1.23 - 2.09 21.0 - 35.8	0.144 2.46	mg/dL µmol/L
<b>CA</b> Calcium	Phosphonazo	1 1181	2.13 8.53	1.89 - 2.36 7.59 - 9.47	0.078 0.313	mmol/L mg/dL
<b>CL</b> Chloride	Indirect ISE	980132	104 368	94.4 - 113 335 - 401	3.11 11.0	mmol/L mg/dL
<b>CHOL</b> Cholesterol	CHOD-PAP	1 1300	137 3.54	118 - 156 3.05 - 4.04	6.39 0.165	mg/dL mmol/L
<b>CHE</b> Cholinesterase	Butyrylthiocholin	1 1401	5481 91.4	4495 - 6468 74.9 - 108	329 5.48	U/L µkat/L
<b>CK</b> Creatine kinase	DGKC, IFCC 37°C	1 1601	148 2.47	118 - 178 1.97 - 2.96	9.87 0.164	U/L µkat/L
<b>CKMB</b> Creatine kinase	mAK, Immunological method, 37°C	1 1641	34.4 0.573	27.5 - 41.3 0.458 - 0.688	2.29 0.038	U/L µkat/L
<b>CREA</b> Creatinine	Jaffé, without compensation	1 1711	1.36 120	1.06 - 1.66 93.6 - 146	0.100 8.80	mg/dL µmol/L
	Jaffé, with compensation	1 1711	1.24 110	0.969 - 1.52 85.7 - 134	0.091 8.06	mg/dL µmol/L
	Enzymatic PAP	1 1759	1.21 107	0.946 - 1.48 83.6 - 131	0.089 7.86	mg/dL µmol/L
<b>GGT</b> γ-Glutamyltransferase	IFCC, DGKC 1994 37°C	1 2801	29.9 0.499	23.4 - 36.5 0.389 - 0.609	2.20 0.037	U/L µkat/L
<b>GLUC</b> Glucose	HK/G6P-DH	1 2511	97.5 5.41	81.9 - 113 4.55 - 6.28	5.20 0.289	mg/dL mmol/L

# TruLab N

# LOT 32786

Cat. No. 5 9000 99 10 061 (6 x 5 mL)  
5 9000 99 10 062 (20 x 5 mL)

 2025-02-28

## BioMajesty®



Updated sheets: [www.diasys-diagnostics.com/service-area/value-sheets/](http://www.diasys-diagnostics.com/service-area/value-sheets/)

Value sheet version: 4

Short Name / Analyte	Method	Reagent ID	Value	Range	1 SD	Unit
<b>HDLC</b> HDL-Cholesterol	Immunoinhibition	1 3521	40.4	34.7 - 46.0	1.88	mg/dL
			1.04	0.897 - 1.19	0.049	mmol/L
	Direct, colorimetric	1 3561	40.2	34.6 - 45.8	1.88	mg/dL
			1.04	0.894 - 1.19	0.049	mmol/L
<b>HBUT</b> β-Hydroxybutyrate	β-HBDH / Diaphorase 37°C	1 3701	0.309	0.247 - 0.371	0.021	mmol/L
			3.22	2.57 - 3.86	0.214	mg/dL
	β-HBDH 37°C	1 3711	0.299	0.239 - 0.358	0.020	mmol/L
			3.11	2.49 - 3.73	0.207	mg/dL
<b>IgA</b> Immunoglobulin A	Immunoturbidimetric	1 7202	162	123 - 200	12.9	mg/dL
			1.62	1.23 - 2.00	0.129	g/L
<b>IgE</b> Immunoglobulin E	Immunoturbidimetric	1 7239	65.8	52.7 - 79.0	4.39	IU/mL
			158	126 - 190	10.5	ng/mL
<b>IgG</b> Immunoglobulin G	Immunoturbidimetric	1 7212	806	645 - 968	53.8	mg/dL
			8.06	6.45 - 9.68	0.538	g/L
<b>IgM</b> Immunoglobulin M	Immunoturbidimetric	1 7222	72.8	52.4 - 93.2	6.80	mg/dL
			0.728	0.524 - 0.932	0.068	g/L
<b>FE</b> Iron	Ferene	1 1911	81.4	70.0 - 92.8	3.80	µg/dL
			14.6	12.5 - 16.6	0.680	µmol/L
<b>LACT</b> Lactate	LDH UV	1 4001	11.8	9.28 - 14.2	0.823	mg/dL
			1.30	1.03 - 1.58	0.091	mmol/L
<b>LDH</b> Lactate dehydrogenase	IFCC, DGKC 1994 37°C	1 4211	147	121 - 174	8.85	U/L
			2.46	2.01 - 2.90	0.147	µkat/L
	IFCC, modified	1 4251	147	121 - 174	8.84	U/L
			2.46	2.01 - 2.90	0.147	µkat/L
<b>LDLC</b> LDL-Cholesterol	Homogenous Select, TruCal Lipid	1 4121	73.7	63.4 - 84.0	3.44	mg/dL
			1.91	1.64 - 2.17	0.089	mmol/L
	Direct, colorimetric	1 4131	70.4	60.5 - 80.2	3.28	mg/dL
			1.82	1.57 - 2.07	0.085	mmol/L
<b>LPS</b> Lipase	Colorimetric	1 4321	54.5	43.6 - 65.4	3.64	U/L
			0.909	0.727 - 1.09	0.061	µkat/L
<b>MG</b> Magnesium	Xylidyl blue	1 4610	0.782	0.657 - 0.907	0.042	mmol/L
			1.90	1.60 - 2.20	0.101	mg/dL
<b>PL</b> Phospholipids	Enzymatic	1 5741	162	129 - 194	10.8	mg/dL
			2.09	1.67 - 2.50	0.139	mmol/L
<b>PO3</b> Phosphorus	Molybdate UV	1 5211	3.12	2.56 - 3.68	0.187	mg/dL
			1.01	0.826 - 1.19	0.060	mmol/L
<b>K</b> Potassium	Indirect ISE	980131	3.89	3.54 - 4.24	0.117	mmol/L
			15.2	13.8 - 16.6	0.456	mg/dL
<b>Na</b> Sodium	Indirect ISE	980130	130	122 - 138	2.60	mmol/L
			299	281 - 317	5.97	mg/dL
<b>TP</b> Total Protein	Biuret, with sample blank	1 2311	5.31	4.73 - 5.90	0.195	g/dL
			53.1	47.3 - 59.0	1.95	g/L
<b>TRF</b> Transferrin	Immunoturbidimetric	1 7252	208	166 - 249	13.8	mg/dL
			2.08	1.66 - 2.49	0.138	g/L
<b>TRIG</b> Triglycerides	GPO-PAP	1 5710	88.3	72.4 - 104	5.30	mg/dL
			0.994	0.815 - 1.17	0.060	mmol/L
<b>UIBC</b> Unsat.Iron Binding Cap.	Ferene	1 1921	252	202 - 303	16.8	µg/dL
			45.2	36.1 - 54.2	3.01	µmol/L
<b>UREA</b> Urea	Urease UV	1 3101	35.2	27.5 - 42.9	2.58	mg/dL
			5.86	4.57 - 7.15	0.430	mmol/L
<b>UA</b> Uric Acid	TOOS	1 3001	4.71	4.05 - 5.37	0.220	mg/dL
			280	241 - 320	13.1	µmol/L



DiaSys Diagnostic Systems GmbH  
Alte Strasse 9 65558 Holzheim Germany  
[www.diasys-diagnostics.com](http://www.diasys-diagnostics.com)