

TruLab N

LOT 29695

Cat. No. 5 9000 99 10 061 (6 x 5 mL)
5 9000 99 10 062 (20 x 5 mL)



2023-08-31




Updated sheets: www.diasys-diagnostics.com/service-area/value-sheets/

Value sheet version: 7

Short Name / Analyte	Method	Reagent ID	Value	Range	Unit
ALB Albumin	Bromcresol green	1 0220	3.20 32.0	2.46 - 3.94 24.6 - 39.4	g/dL g/L
AP Alkaline phosphatase	IFCC 37°C	1 0441	79.0 1.32	59.3 - 98.8 0.988 - 1.65	U/L µkat/L
	DGKC 1970 37°C	1 0401	126 2.10	94.6 - 158 1.58 - 2.63	U/L µkat/L
ALT/GPT Alanine aminotransferase	IFCC, with pyridoxal phosphate 37°C	1 2701 + 2 5010	50.3 0.839	38.7 - 61.9 0.646 - 1.03	U/L µkat/L
	without pyridoxal phosphate 37°C	1 2701	52.1 0.869	40.1 - 64.1 0.669 - 1.07	U/L µkat/L
AST/GOT Aspartate aminotransferase	IFCC, with pyridoxal phosphate 37°C	1 2601 + 2 5010	45.7 0.761	35.2 - 56.2 0.586 - 0.936	U/L µkat/L
	without pyridoxal phosphate 37°C	1 2601	45.6 0.759	35.1 - 56.0 0.585 - 0.934	U/L µkat/L
AMY Amylase	EPS G-7	1 0501	72.2 1.20	57.7 - 86.6 0.962 - 1.44	U/L µkat/L
PAMY Pancreatic amylase	EPS G-7	1 0551	28.3 0.471	22.6 - 33.9 0.377 - 0.565	U/L µkat/L
APOA1 Apolipoprotein A1	Immunoturbidimetric	1 7102	109 1.09	87.3 - 131 0.873 - 1.31	mg/dL g/L
APOB Apolipoprotein B	Immunoturbidimetric	1 7112	59.1 0.591	47.3 - 70.9 0.473 - 0.709	mg/dL g/L
BILE Total Bile Acids	Enzymatic cycling method	1 2238	12.7	10.1 - 15.2	µmol/L
DBIL Direct Bilirubin	DCA	1 0821	0.727 12.4	0.538 - 0.916 9.20 - 15.7	mg/dL µmol/L
	Jendrassik-Grof	1 0849	0.744 12.7	0.551 - 0.937 9.41 - 16.0	mg/dL µmol/L
TBIL Total Bilirubin	DCA	1 0811	1.48 25.3	1.09 - 1.86 18.7 - 31.8	mg/dL µmol/L
	Jendrassik-Grof	1 0849	1.64 28.0	1.21 - 2.07 20.8 - 35.3	mg/dL µmol/L
CA Calcium	Arsenazo	1 1130	2.03 8.12	1.80 - 2.25 7.22 - 9.01	mmol/L mg/dL
	Phosphonazo	1 1181	2.16 8.65	1.92 - 2.40 7.70 - 9.60	mmol/L mg/dL
CL Chloride	Colorimetric	1 1221	103 367	94.1 - 113 334 - 400	mmol/L mg/dL
CHOL Cholesterol	CHOD-PAP	1 1300 + 1 1350	126 3.25	108 - 143 2.79 - 3.70	mg/dL mmol/L
CHE Cholinesterase	Butyrylthiocholin	1 1401	5173 86.2	4242 - 6105 70.7 - 102	U/L µkat/L
CK Creatine kinase	DGKC, IFCC 37°C	1 1601	155 2.59	124 - 186 2.07 - 3.10	U/L µkat/L

TruLab N

LOT 29695



Cat. No. 5 9000 99 10 061 (6 x 5 mL)
5 9000 99 10 062 (20 x 5 mL)



2023-08-31



Updated sheets: www.diasys-diagnostics.com/service-area/value-sheets/

Value sheet version: 7

Short Name / Analyte	Method	Reagent ID	Value	Range	Unit
CKMB Creatine kinase	mAK, Immunological method, 37°C	1 1641	34.5	27.6 - 41.4	U/L
			0.575	0.460 - 0.690	µkat/L
CREA Creatinine	Jaffé, without compensation	1 1711	1.43	1.12 - 1.75	mg/dL
			127	98.7 - 154	µmol/L
	Jaffé, with compensation	1 1711	1.31	1.02 - 1.60	mg/dL
			116	90.6 - 142	µmol/L
Enzymatic PAP	1 1759	1.33	1.04 - 1.62	mg/dL	
		118	91.8 - 144	µmol/L	
GGT γ-Glutamyltransferase	IFCC, DGKC 1994 37°C	1 2801	30.1	23.5 - 36.7	U/L
			0.501	0.391 - 0.612	µkat/L
	Szasz 37°C	1 2801	26.6	20.8 - 32.5	U/L
			0.444	0.346 - 0.541	µkat/L
GLDH Glutamat dehydrogenase	DGKC 1970 37°C	1 2411	14.6	11.7 - 17.6	U/L
			0.244	0.195 - 0.293	µkat/L
GLUC Glucose	GOD-PAP	1 2500 +	87.4	73.4 - 101	mg/dL
			1 2550	4.85	4.08 - 5.63
	HK/G6P-DH	1 2511	86.6	72.8 - 100	mg/dL
			4.81	4.04 - 5.58	mmol/L
Gluc-DH	1 2531	86.7	72.8 - 101	mg/dL	
		4.81	4.04 - 5.58	mmol/L	
HBDH α-Hydroxybutyrate dehydro.	DGKC 37°C	1 3201	127	101 - 152	U/L
			2.11	1.69 - 2.54	µkat/L
HDLC HDL-Cholesterol	Immunoinhibition	1 3521	38.2	32.9 - 43.6	mg/dL
			0.989	0.850 - 1.13	mmol/L
			1 3561	37.7	32.4 - 43.0
	Direct, colorimetric		0.975	0.838 - 1.11	mmol/L
HBUT β-Hydroxybutyrate	β-HBDH / Diaphorase 37°C	1 3701	0.299	0.239 - 0.359	mmol/L
			3.11	2.49 - 3.74	mg/dL
	β-HBDH 37°C	1 3711	0.324	0.259 - 0.388	mmol/L
			3.37	2.69 - 4.04	mg/dL
IgA Immunoglobulin A	Immunoturbidimetric	1 7202	146	111 - 181	mg/dL
			1.46	1.11 - 1.81	g/L
IgE Immunoglobulin E	Immunoturbidimetric	1 7239	63.3	50.7 - 76.0	IU/mL
			152	122 - 182	ng/mL
IgG Immunoglobulin G	Immunoturbidimetric	1 7212	746	597 - 895	mg/dL
			7.46	5.97 - 8.95	g/L
IgM Immunoglobulin M	Immunoturbidimetric	1 7222	65.8	47.4 - 84.2	mg/dL
			0.658	0.474 - 0.842	g/L
FE Iron	Ferene	1 1911	79.5	68.4 - 90.7	µg/dL
			14.2	12.2 - 16.2	µmol/L
LACT Lactate	LDH UV	1 4001	11.8	9.32 - 14.3	mg/dL
			1.31	1.03 - 1.58	mmol/L
LDH Lactate dehydrogenase	IFCC, DGKC 1994 37°C	1 4211	146	120 - 172	U/L
			2.43	1.99 - 2.87	µkat/L
	DGKC opt. 1970 37°C	1 4201	239	196 - 282	U/L
			3.99	3.27 - 4.70	µkat/L

TruLab N

LOT 29695

Cat. No. 5 9000 99 10 061 (6 x 5 mL)
5 9000 99 10 062 (20 x 5 mL)



2023-08-31



Updated sheets: www.diasys-diagnostics.com/service-area/value-sheets/

Value sheet version: 7


Short Name / Analyte	Method	Reagent ID	Value	Range	Unit
LDLC LDL-Cholesterol	Homogenous Select, TruCal Lipid	1 4121	69.6	59.8 - 79.3	mg/dL
			1.80	1.55 - 2.05	mmol/L
	Direct, colorimetric	1 4131	68.2	58.7 - 77.7	mg/dL
			1.76	1.52 - 2.01	mmol/L
LPS Lipase	Colorimetric	1 4321	52.8	42.2 - 63.4	U/L
			0.880	0.704 - 1.06	μkat/L
MG Magnesium	Xylidyl blue	1 4610	0.841	0.707 - 0.976	mmol/L
			2.04	1.72 - 2.37	mg/dL
PL Phospholipids	Enzymatic	1 5741	147	118 - 177	mg/dL
			1.90	1.52 - 2.28	mmol/L
PO3 Phosphorus	Molybdate UV, substrate start	1 5211	3.15	2.58 - 3.71	mg/dL
			1.02	0.833 - 1.20	mmol/L
			3.00	2.46 - 3.55	mg/dL
	Molybdate UV, sample start	1 5211	0.970	0.796 - 1.14	mmol/L
K Potassium	Enzymatic	1 5221	4.29	3.91 - 4.68	mmol/L
			16.8	15.3 - 18.3	mg/dL
Na Sodium	Enzymatic	1 4808	135	127 - 143	mmol/L
			311	292 - 329	mg/dL
TP Total Protein	Biuret, without sample blank	1 2311	5.58	4.97 - 6.19	g/dL
			55.8	49.7 - 61.9	g/L
			50.1	44.6 - 55.6	g/L
TRF Transferrin	Immunoturbidimetric	1 7252	189	151 - 226	mg/dL
			1.89	1.51 - 2.26	g/L
TRIG Triglycerides	GPO-PAP	1 5760	86.2	70.7 - 102	mg/dL
			1 5710	0.971	0.796 - 1.15
UIBC Unsat. Iron Binding Cap.	Ferene	1 1921	202	162 - 243	μg/dL
			36.2	29.0 - 43.5	μmol/L
			For reagent lots ≥ 29398	1 1921	203
			36.4	29.1 - 43.6	μmol/L
UREA Urea	Urease UV	1 3101	39.7	31.0 - 48.4	mg/dL
			6.61	5.15 - 8.06	mmol/L
			Colorimetric, Berthelot	1 3115	37.7
			6.28	4.90 - 7.66	mmol/L
UA Uric Acid	TBHBA	1 3021	4.99	4.30 - 5.69	mg/dL
			297	255 - 339	μmol/L
			TOOS	1 3001	4.91
			292	251 - 333	μmol/L



DiaSys Diagnostic Systems GmbH
Alte Strasse 9 65558 Holzheim Germany
www.diasys-diagnostics.com

TruLab N

LOT 29695



Cat. No. 5 9000 99 10 061 (6 x 5 mL)
5 9000 99 10 062 (20 x 5 mL)



2023-08-31

Sensostar **Sensostar**
GLHsix GL30 touch



IVD

Updated sheets: www.diasys-diagnostics.com/service-area/value-sheets/

Value sheet version: 7

Short Name / Analyte	Method	Reagent ID	Value	Range	Unit
GLUC	Amperometric	Biosensor	93.7	78.7 - 109	mg/dL
Glucose			5.20	4.37 - 6.03	mmol/L
LACT	Amperometric	Biosensor	13.4	10.6 - 16.2	mg/dL
Lactate			1.49	1.17 - 1.80	mmol/L



DiaSys Diagnostic Systems GmbH
Alte Strasse 9 65558 Holzheim Germany
www.diasys-diagnostics.com

TruLab N

LOT 29695



Cat. No. 5 9000 99 10 061 (6 x 5 mL)
5 9000 99 10 062 (20 x 5 mL)

 2023-08-31

respons[®]910




Updated sheets: www.diasys-diagnostics.com/service-area/value-sheets/

Value sheet version: 7

Short Name / Analyte	Method	Reagent ID	Value	Range	Unit
ALB Albumin	Bromcresol green	1 0220	3.20 32.0	2.46 - 3.94 24.6 - 39.4	g/dL g/L
AP Alkaline phosphatase	IFCC 37°C	1 0441	79.0 1.32	59.3 - 98.8 0.988 - 1.65	U/L µkat/L
ALT/GPT Alanine aminotransferase	IFCC, with pyridoxal phosphate 37°C	1 2701 +	50.3	38.7 - 61.9	U/L
	without pyridoxal phosphate 37°C	2 5010 1 2701	0.839 52.1	0.646 - 1.03 40.1 - 64.1	µkat/L U/L
			0.869	0.669 - 1.07	µkat/L
AST/GOT Aspartate aminotransferase	IFCC, with pyridoxal phosphate 37°C	1 2601 +	45.7	35.2 - 56.2	U/L
	without pyridoxal phosphate 37°C	2 5010 1 2601	0.761 45.6	0.586 - 0.936 35.1 - 56.0	µkat/L U/L
			0.759	0.585 - 0.934	µkat/L
AMY Amylase	EPS G-7	1 0501	72.2 1.20	57.7 - 86.6 0.962 - 1.44	U/L µkat/L
PAMY Pancreatic amylase	EPS G-7	1 0551	28.3 0.471	22.6 - 33.9 0.377 - 0.565	U/L µkat/L
APOA1 Apolipoprotein A1	Immunoturbidimetric	1 7102	109 1.09	87.3 - 131 0.873 - 1.31	mg/dL g/L
APOB Apolipoprotein B	Immunoturbidimetric	1 7112	59.1 0.591	47.3 - 70.9 0.473 - 0.709	mg/dL g/L
BILE Total Bile Acids	Enzymatic cycling method	1 2238	12.7	10.1 - 15.2	µmol/L
DBIL Direct Bilirubin	DCA	1 0821	0.727 12.4	0.538 - 0.916 9.20 - 15.7	mg/dL µmol/L
TBIL Total Bilirubin	DCA	1 0811	1.48 25.3	1.09 - 1.86 18.7 - 31.8	mg/dL µmol/L
CA Calcium	Phosphonazo	1 1181	2.16 8.65	1.92 - 2.40 7.70 - 9.60	mmol/L mg/dL
CL Chloride	Colorimetric	1 1221	103 367	94.1 - 113 334 - 400	mmol/L mg/dL
CHOL Cholesterol	CHOD-PAP	1 1300	126 3.25	108 - 143 2.79 - 3.70	mg/dL mmol/L
CHE Cholinesterase	Butyrylthiocholin	1 1401	5173 86.2	4242 - 6105 70.7 - 102	U/L µkat/L
CK Creatine kinase	DGKC, IFCC 37°C	1 1601	155 2.59	124 - 186 2.07 - 3.10	U/L µkat/L
CKMB Creatine kinase	mAK, Immunological method, 37°C	1 1641	34.5 0.575	27.6 - 41.4 0.460 - 0.690	U/L µkat/L
CREA Creatinine	Jaffé, without compensation	1 1711	1.43 127	1.12 - 1.75 98.7 - 154	mg/dL µmol/L
	Jaffé, with compensation	1 1711	1.31 116	1.02 - 1.60 90.6 - 142	mg/dL µmol/L
	Enzymatic PAP	1 1759	1.33 118	1.04 - 1.62 91.8 - 144	mg/dL µmol/L
GGT γ-Glutamyltransferase	IFCC, DGKC 1994 37°C	1 2801	30.1 0.501	23.5 - 36.7 0.391 - 0.612	U/L µkat/L
GLUC Glucose	GOD-PAP	1 2500	87.4 4.85	73.4 - 101 4.08 - 5.63	mg/dL mmol/L
	HK/G6P-DH	1 2511	86.6 4.81	72.8 - 100 4.04 - 5.58	mg/dL mmol/L
HDLC HDL-Cholesterol	Immunoinhibition	1 3521	38.2 0.989	32.9 - 43.6 0.850 - 1.13	mg/dL mmol/L
	Direct, colorimetric	1 3561	37.7 0.975	32.4 - 43.0 0.838 - 1.11	mg/dL mmol/L

TruLab N

LOT 29695



Cat. No. 5 9000 99 10 061 (6 x 5 mL)
5 9000 99 10 062 (20 x 5 mL)

 2023-08-31

respons⁹¹⁰



Updated sheets: www.diasys-diagnostics.com/service-area/value-sheets/


Value sheet version: 7

Short Name / Analyte	Method	Reagent ID	Value	Range	Unit
HBUT β-Hydroxybutyrate	β-HBDH / Diaphorase 37°C	1 3701	0.299 3.11	0.239 - 0.359 2.49 - 3.74	mmol/L mg/dL
	β-HBDH 37°C	1 3711	0.324 3.37	0.259 - 0.388 2.69 - 4.04	mmol/L mg/dL
IgA Immunoglobulin A	Immunoturbidimetric	1 7202	146	111 - 181	mg/dL
			1.46	1.11 - 1.81	g/L
IgE Immunoglobulin E	Immunoturbidimetric	1 7239	63.3	50.7 - 76.0	IU/mL
			152	122 - 182	ng/mL
IgG Immunoglobulin G	Immunoturbidimetric	1 7212	746	597 - 895	mg/dL
			7.46	5.97 - 8.95	g/L
IgM Immunoglobulin M	Immunoturbidimetric	1 7222	65.8	47.4 - 84.2	mg/dL
			0.658	0.474 - 0.842	g/L
FE Iron	Ferene	1 1911	79.5 14.2	68.4 - 90.7 12.2 - 16.2	μg/dL μmol/L
LACT Lactate	LDH UV	1 4001	11.8	9.32 - 14.3	mg/dL
			1.31	1.03 - 1.58	mmol/L
LDH Lactate dehydrogenase	IFCC, DGKC 1994 37°C	1 4211	146	120 - 172	U/L
			2.43	1.99 - 2.87	μkat/L
LDLC LDL-Cholesterol	Homogenous Select, TruCal Lipid	1 4121	69.6	59.8 - 79.3	mg/dL
			1.80	1.55 - 2.05	mmol/L
			1.76	1.52 - 2.01	mmol/L
LPS Lipase	Colorimetric	1 4321	52.8	42.2 - 63.4	U/L
			0.880	0.704 - 1.06	μkat/L
MG Magnesium	Xylidyl blue	1 4610	0.841	0.707 - 0.976	mmol/L
			2.04	1.72 - 2.37	mg/dL
PL Phospholipids	Enzymatic	1 5741	147	118 - 177	mg/dL
			1.90	1.52 - 2.28	mmol/L
PO3 Phosphorus	Molybdate UV	1 5211	3.15	2.58 - 3.71	mg/dL
			1.02	0.833 - 1.20	mmol/L
K Potassium	Enzymatic	1 5221	4.29	3.91 - 4.68	mmol/L
			16.8	15.3 - 18.3	mg/dL
Na Sodium	Enzymatic	1 4808	135	127 - 143	mmol/L
			311	292 - 329	mg/dL
TP Total Protein	Biuret, with sample blank	1 2311	5.01	4.46 - 5.56	g/dL
			50.1	44.6 - 55.6	g/L
TRF Transferrin	Immunoturbidimetric	1 7252	189	151 - 226	mg/dL
			1.89	1.51 - 2.26	g/L
TRIG Triglycerides	GPO-PAP	1 5710	86.2	70.7 - 102	mg/dL
			0.971	0.796 - 1.15	mmol/L
UIBC Unsat.Iron Binding Cap.	Ferene	1 1921	202	162 - 243	μg/dL
			36.2	29.0 - 43.5	μmol/L
			203	162 - 244	μg/dL
UREA Urea	Urease UV	1 3101	39.7	31.0 - 48.4	mg/dL
			6.61	5.15 - 8.06	mmol/L
			4.91	4.22 - 5.60	mg/dL
UA Uric Acid	TOOS	1 3001	4.91	4.22 - 5.60	mg/dL
			292	251 - 333	μmol/L



DiaSys Diagnostic Systems GmbH
Alte Strasse 9 65558 Holzheim Germany
www.diasys-diagnostics.com

Cat. No. 5 9000 99 10 061 (6 x 5 mL)
5 9000 99 10 062 (20 x 5 mL)

 2023-08-31

respons[®]920




Updated sheets: www.diasys-diagnostics.com/service-area/value-sheets/

Value sheet version: 7

Short Name / Analyte	Method	Reagent ID	Value	Range	1 SD	Unit
ALB Albumin	Bromcresol green	1 0220	32.0	2.46 - 39.4	0.245	g/dL
AP Alkaline phosphatase	IFCC 37°C	1 0441	79.0	59.3 - 98.8	6.58	U/L
ALT/GPT Alanine aminotransferase	IFCC, with pyridoxal phosphate 37°C	1 2701 +	50.3	38.7 - 61.9	3.86	U/L
	without pyridoxal phosphate 37°C	2 5010	0.839	0.646 - 1.03	0.064	µkat/L
		1 2701	52.1	40.1 - 64.1	4.00	U/L
			0.869	0.669 - 1.07	0.067	µkat/L
AST/GOT Aspartate aminotransferase	IFCC, with pyridoxal phosphate 37°C	1 2601 +	45.7	35.2 - 56.2	3.50	U/L
	without pyridoxal phosphate 37°C	2 5010	0.761	0.586 - 0.936	0.058	µkat/L
		1 2601	45.6	35.1 - 56.0	3.49	U/L
			0.759	0.585 - 0.934	0.058	µkat/L
AMY Amylase	EPS G-7	1 0501	72.2	57.7 - 86.6	4.81	U/L
			1.20	0.962 - 1.44	0.080	µkat/L
PAMY Pancreatic amylase	EPS G-7	1 0551	28.3	22.6 - 33.9	1.88	U/L
			0.471	0.377 - 0.565	0.031	µkat/L
APOA1 Apolipoprotein A1	Immunoturbidimetric	1 7102	109	87.3 - 131	7.28	mg/dL
			1.09	0.873 - 1.31	0.073	g/L
APOB Apolipoprotein B	Immunoturbidimetric	1 7112	59.1	47.3 - 70.9	3.94	mg/dL
			0.591	0.473 - 0.709	0.039	g/L
DBIL Direct Bilirubin	DCA	1 0821	12.4	9.20 - 15.7	1.08	µmol/L
TBIL Total Bilirubin	DCA	1 0811	1.48	1.09 - 1.86	0.128	mg/dL
			25.3	18.7 - 31.8	2.19	µmol/L
CA Calcium	Phosphonazo	1 1181	2.16	1.92 - 2.40	0.079	mmol/L
			8.65	7.70 - 9.60	0.317	mg/dL
CL Chloride	Colorimetric	1 1221	103	94.1 - 113	3.10	mmol/L
	Direct ISE	960405	367	334 - 400	11.0	mg/dL
			101	92.2 - 110	3.04	mmol/L
			359	327 - 392	10.8	mg/dL
CHOL Cholesterol	CHOD-PAP	1 1300	126	108 - 143	5.86	mg/dL
			3.25	2.79 - 3.70	0.152	mmol/L
CHE Cholinesterase	Butyrylthiocholin	1 1401	5173	4242 - 6105	310	U/L
			86.2	70.7 - 102	5.17	µkat/L
CK Creatine kinase	DGKC, IFCC 37°C	1 1601	155	124 - 186	10.3	U/L
			2.59	2.07 - 3.10	0.172	µkat/L
CKMB Creatine kinase	mAK, Immunological method, 37°C	1 1641	34.5	27.6 - 41.4	2.30	U/L
			0.575	0.460 - 0.690	0.038	µkat/L
CREA Creatinine	Jaffé, without compensation	1 1711	1.43	1.12 - 1.75	0.105	mg/dL
	Jaffé, with compensation	1 1711	127	98.7 - 154	9.28	µmol/L
			1.31	1.02 - 1.60	0.096	mg/dL
			116	90.6 - 142	8.52	µmol/L
	Enzymatic PAP	1 1759	1.33	1.04 - 1.62	0.098	mg/dL
			118	91.8 - 144	8.63	µmol/L
GGT γ-Glutamyltransferase	IFCC, DGKC 1994 37°C	1 2801	30.1	23.5 - 36.7	2.21	U/L
			0.501	0.391 - 0.612	0.037	µkat/L
GLUC Glucose	GOD-PAP	1 2500	87.4	73.4 - 101	4.66	mg/dL
			4.85	4.08 - 5.63	0.259	mmol/L
	HK/G6P-DH	1 2511	86.6	72.8 - 100	4.62	mg/dL
			4.81	4.04 - 5.58	0.256	mmol/L
HDLC HDL-Cholesterol	Immuno-inhibition	1 3521	38.2	32.9 - 43.6	1.78	mg/dL
			0.989	0.850 - 1.13	0.046	mmol/L
	Direct, colorimetric	1 3561	37.7	32.4 - 43.0	1.76	mg/dL
			0.975	0.838 - 1.11	0.045	mmol/L

Cat. No. 5 9000 99 10 061 (6 x 5 mL)
5 9000 99 10 062 (20 x 5 mL)

 2023-08-31

respons[®]920



Updated sheets: www.diasys-diagnostics.com/service-area/value-sheets/


Value sheet version: 7

Short Name / Analyte	Method	Reagent ID	Value	Range	1 SD	Unit
HBUT β-Hydroxybutyrate	β-HBDH / Diaphorase 37°C	1 3701	0.299	0.239 - 0.359	0.020	mmol/L
			3.11	2.49 - 3.74	0.208	mg/dL
	β-HBDH 37°C	1 3711	0.324	0.259 - 0.388	0.022	mmol/L
			3.37	2.69 - 4.04	0.225	mg/dL
IgA Immunoglobulin A	Immunoturbidimetric	1 7202	146	111 - 181	11.7	mg/dL
			1.46	1.11 - 1.81	0.117	g/L
IgE Immunoglobulin E	Immunoturbidimetric	1 7239	63.3	50.7 - 76.0	4.22	IU/mL
			152	122 - 182	10.1	ng/mL
IgG Immunoglobulin G	Immunoturbidimetric	1 7212	746	597 - 895	49.7	mg/dL
			7.46	5.97 - 8.95	0.497	g/L
IgM Immunoglobulin M	Immunoturbidimetric	1 7222	65.8	47.4 - 84.2	6.14	mg/dL
			0.658	0.474 - 0.842	0.061	g/L
FE Iron	Ferene	1 1911	88.0	75.7 - 100	4.11	µg/dL
			15.8	13.5 - 18.0	0.735	µmol/L
LACT Lactate	LDH UV	1 4001	11.8	9.32 - 14.3	0.826	mg/dL
			1.31	1.03 - 1.58	0.092	mmol/L
LDH Lactate dehydrogenase	IFCC, DGKC 1994 37°C	1 4211	146	120 - 172	8.75	U/L
			2.43	1.99 - 2.87	0.146	µkat/L
LDLC LDL-Cholesterol	Homogenous Select, TruCal Lipid	1 4121	69.2	59.5 - 78.9	3.23	mg/dL
			1.79	1.54 - 2.04	0.084	mmol/L
	Direct, colorimetric	1 4131	68.2	58.7 - 77.7	3.18	mg/dL
			1.76	1.52 - 2.01	0.082	mmol/L
LPS Lipase	Colorimetric	1 4321	52.8	42.2 - 63.4	3.52	U/L
			0.880	0.704 - 1.06	0.059	µkat/L
LI Lithium	Direct ISE	960406	1.00	0.861 - 1.14	0.047	mmol/L
			0.695	0.598 - 0.792	0.032	mg/dL
MG Magnesium	Xylidyl blue	1 4610	0.841	0.707 - 0.976	0.045	mmol/L
			2.04	1.72 - 2.37	0.109	mg/dL
PO3 Phosphorus	Molybdate UV	1 5211	3.15	2.58 - 3.71	0.189	mg/dL
			1.02	0.833 - 1.20	0.061	mmol/L
K Potassium	Enzymatic	1 5221	4.29	3.91 - 4.68	0.129	mmol/L
			16.8	15.3 - 18.3	0.503	mg/dL
			4.21	3.83 - 4.59	0.126	mmol/L
	Direct ISE	960403	16.5	15.0 - 18.0	0.494	mg/dL
Na Sodium	Enzymatic	1 4808	135	127 - 143	2.70	mmol/L
			311	292 - 329	6.21	mg/dL
			320	301 - 339	6.40	mg/dL
	Direct ISE	960402	139	131 - 148	2.78	mmol/L
			320	301 - 339	6.40	mg/dL
TP Total Protein	Biuret, with sample blank	1 2311	5.01	4.46 - 5.56	0.184	g/dL
			50.1	44.6 - 55.6	1.84	g/L
TRF Transferrin	Immunoturbidimetric	1 7252	189	151 - 226	12.6	mg/dL
			1.89	1.51 - 2.26	0.126	g/L
TRIG Triglycerides	GPO-PAP	1 5710	86.2	70.7 - 102	5.17	mg/dL
			0.971	0.796 - 1.15	0.058	mmol/L
UIBC Unsat.Iron Binding Cap.	Ferene	1 1921	202	162 - 243	13.5	µg/dL
			36.2	29.0 - 43.5	2.42	µmol/L
			203	162 - 244	13.5	µg/dL
	For reagent lots ≥ 29398	1 1921	36.4	29.1 - 43.6	2.42	µmol/L
UREA Urea	Urease UV	1 3101	39.7	31.0 - 48.4	2.91	mg/dL
			6.61	5.15 - 8.06	0.485	mmol/L
UA Uric Acid	TOOS	1 3001	4.91	4.22 - 5.60	0.229	mg/dL
			292	251 - 333	13.6	µmol/L



DiaSys Diagnostic Systems GmbH
Alte Strasse 9 65558 Holzheim Germany
www.diasys-diagnostics.com

Cat. No. 5 9000 99 10 061 (6 x 5 mL)
5 9000 99 10 062 (20 x 5 mL)

 2023-08-31

respons[®]940




Updated sheets: www.diasys-diagnostics.com/service-area/value-sheets/

Value sheet version: 7

Short Name / Analyte	Method	Reagent ID	Value	Range	1 SD	Unit
ALB Albumin	Bromcresol green	1 0220	3.20 32.0	2.46 - 3.94 24.6 - 39.4	0.245 2.45	g/dL g/L
AP Alkaline phosphatase	IFCC 37°C	1 0441	79.0 1.32	59.3 - 98.8 0.988 - 1.65	6.58 0.110	U/L µkat/L
ALT/GPT Alanine aminotransferase	IFCC, with pyridoxal phosphate 37°C	1 2701 + 2 5010	50.3 0.839	38.7 - 61.9 0.646 - 1.03	3.86 0.064	U/L µkat/L
	without pyridoxal phosphate 37°C	1 2701	52.1 0.869	40.1 - 64.1 0.669 - 1.07	4.00 0.067	U/L µkat/L
AST/GOT Aspartate aminotransferase	IFCC, with pyridoxal phosphate 37°C	1 2601 + 2 5010	45.7 0.761	35.2 - 56.2 0.586 - 0.936	3.50 0.058	U/L µkat/L
	without pyridoxal phosphate 37°C	1 2601	45.6 0.759	35.1 - 56.0 0.585 - 0.934	3.49 0.058	U/L µkat/L
AMY Amylase	EPS G-7	1 0501	72.2 1.20	57.7 - 86.6 0.962 - 1.44	4.81 0.080	U/L µkat/L
PAMY Pancreatic amylase	EPS G-7	1 0551	28.3 0.471	22.6 - 33.9 0.377 - 0.565	1.88 0.031	U/L µkat/L
APOA1 Apolipoprotein A1	Immunoturbidimetric	1 7102	109 1.09	87.3 - 131 0.873 - 1.31	7.28 0.073	mg/dL g/L
APOB Apolipoprotein B	Immunoturbidimetric	1 7112	59.1 0.591	47.3 - 70.9 0.473 - 0.709	3.94 0.039	mg/dL g/L
DBIL Direct Bilirubin	DCA	1 0821	0.727 12.4	0.538 - 0.916 9.20 - 15.7	0.063 1.08	mg/dL µmol/L
TBIL Total Bilirubin	DCA	1 0811	1.48 25.3	1.09 - 1.86 18.7 - 31.8	0.128 2.19	mg/dL µmol/L
CA Calcium	Phosphonazo	1 1181	2.16 8.65	1.92 - 2.40 7.70 - 9.60	0.079 0.317	mmol/L mg/dL
CL Chloride	Colorimetric	1 1221	103 367	94.1 - 113 334 - 400	3.10 11.0	mmol/L mg/dL
	Direct ISE	960405	101 359	92.2 - 110 327 - 392	3.04 10.8	mmol/L mg/dL
CHOL Cholesterol	CHOD-PAP	1 1300	126 3.25	108 - 143 2.79 - 3.70	5.86 0.152	mg/dL mmol/L
CHE Cholinesterase	Butyrylthiocholin	1 1401	5173 86.2	4242 - 6105 70.7 - 102	310 5.17	U/L µkat/L
CK Creatine kinase	DGKC, IFCC 37°C	1 1601	155 2.59	124 - 186 2.07 - 3.10	10.3 0.172	U/L µkat/L
CKMB Creatine kinase	mAK, Immunological method, 37°C	1 1641	34.5 0.575	27.6 - 41.4 0.460 - 0.690	2.30 0.038	U/L µkat/L
CREA Creatinine	Jaffé, without compensation	1 1711	1.43 127	1.12 - 1.75 98.7 - 154	0.105 9.28	mg/dL µmol/L
	Jaffé, with compensation	1 1711	1.31 116	1.02 - 1.60 90.6 - 142	0.096 8.52	mg/dL µmol/L
	Enzymatic PAP	1 1759	1.33 118	1.04 - 1.62 91.8 - 144	0.098 8.63	mg/dL µmol/L
GGT γ-Glutamyltransferase	IFCC, DGKC 1994 37°C	1 2801	30.1 0.501	23.5 - 36.7 0.391 - 0.612	2.21 0.037	U/L µkat/L
GLUC Glucose	GOD-PAP	1 2500	87.4 4.85	73.4 - 101 4.08 - 5.63	4.66 0.259	mg/dL mmol/L
	HK/G6P-DH	1 2511	86.6 4.81	72.8 - 100 4.04 - 5.58	4.62 0.256	mg/dL mmol/L
HDLC HDL-Cholesterol	Immunoinhibition	1 3521	38.2 0.989	32.9 - 43.6 0.850 - 1.13	1.78 0.046	mg/dL mmol/L
	Direct, colorimetric	1 3561	37.7 0.975	32.4 - 43.0 0.838 - 1.11	1.76 0.045	mg/dL mmol/L

Cat. No. 5 9000 99 10 061 (6 x 5 mL)
5 9000 99 10 062 (20 x 5 mL)

 2023-08-31

respons[®]940



Updated sheets: www.diasys-diagnostics.com/service-area/value-sheets/


Value sheet version: 7

Short Name / Analyte	Method	Reagent ID	Value	Range	1 SD	Unit
HBUT β-Hydroxybutyrate	β-HBDH / Diaphorase 37°C	1 3701	0.299 3.11	0.239 - 0.359 2.49 - 3.74	0.020 0.208	mmol/L mg/dL
	β-HBDH 37°C	1 3711	0.324 3.37	0.259 - 0.388 2.69 - 4.04	0.022 0.225	mmol/L mg/dL
IgA Immunoglobulin A	Immunoturbidimetric	1 7202	146	111 - 181	11.7	mg/dL
			1.46	1.11 - 1.81	0.117	g/L
IgE Immunoglobulin E	Immunoturbidimetric	1 7239	63.3	50.7 - 76.0	4.22	IU/mL
			152	122 - 182	10.1	ng/mL
IgG Immunoglobulin G	Immunoturbidimetric	1 7212	746	597 - 895	49.7	mg/dL
			7.46	5.97 - 8.95	0.497	g/L
IgM Immunoglobulin M	Immunoturbidimetric	1 7222	65.8	47.4 - 84.2	6.14	mg/dL
			0.658	0.474 - 0.842	0.061	g/L
FE Iron	Ferene	1 1911	88.0	75.7 - 100	4.11	µg/dL
			15.8	13.5 - 18.0	0.735	µmol/L
LACT Lactate	LDH UV	1 4001	11.8	9.32 - 14.3	0.826	mg/dL
			1.31	1.03 - 1.58	0.092	mmol/L
LDH Lactate dehydrogenase	IFCC, DGKC 1994 37°C	1 4211	146	120 - 172	8.75	U/L
			2.43	1.99 - 2.87	0.146	µkat/L
LDLC LDL-Cholesterol	Homogenous Select, TruCal Lipid	1 4121	69.2	59.5 - 78.9	3.23	mg/dL
			1.79	1.54 - 2.04	0.084	mmol/L
			68.2	58.7 - 77.7	3.18	mg/dL
	Direct, colorimetric	1 4131	1.76	1.52 - 2.01	0.082	mmol/L
LPS Lipase	Colorimetric	1 4321	52.8	42.2 - 63.4	3.52	U/L
			0.880	0.704 - 1.06	0.059	µkat/L
LI Lithium	Direct ISE	960406	1.00	0.861 - 1.14	0.047	mmol/L
			0.695	0.598 - 0.792	0.032	mg/dL
MG Magnesium	Xylidyl blue	1 4610	0.841	0.707 - 0.976	0.045	mmol/L
			2.04	1.72 - 2.37	0.109	mg/dL
PO3 Phosphorus	Molybdate UV	1 5211	3.15	2.58 - 3.71	0.189	mg/dL
			1.02	0.833 - 1.20	0.061	mmol/L
K Potassium	Enzymatic	1 5221	4.29	3.91 - 4.68	0.129	mmol/L
			16.8	15.3 - 18.3	0.503	mg/dL
			4.21	3.83 - 4.59	0.126	mmol/L
	Direct ISE	960403	16.5	15.0 - 18.0	0.494	mg/dL
Na Sodium	Enzymatic	1 4808	135	127 - 143	2.70	mmol/L
			311	292 - 329	6.21	mg/dL
			139	131 - 148	2.78	mmol/L
	Direct ISE	960402	320	301 - 339	6.40	mg/dL
TP Total Protein	Biuret, with sample blank	1 2311	5.01	4.46 - 5.56	0.184	g/dL
			50.1	44.6 - 55.6	1.84	g/L
TRF Transferrin	Immunoturbidimetric	1 7252	189	151 - 226	12.6	mg/dL
			1.89	1.51 - 2.26	0.126	g/L
TRIG Triglycerides	GPO-PAP	1 5710	86.2	70.7 - 102	5.17	mg/dL
			0.971	0.796 - 1.15	0.058	mmol/L
UIBC Unsat.Iron Binding Cap.	Ferene	1 1921	202	162 - 243	13.5	µg/dL
			36.2	29.0 - 43.5	2.42	µmol/L
			203	162 - 244	13.5	µg/dL
	For reagent lots ≥ 29398	1 1921	36.4	29.1 - 43.6	2.42	µmol/L
UREA Urea	Urease UV	1 3101	39.7	31.0 - 48.4	2.91	mg/dL
			6.61	5.15 - 8.06	0.485	mmol/L
UA Uric Acid	TOOS	1 3001	4.91	4.22 - 5.60	0.229	mg/dL
			292	251 - 333	13.6	µmol/L



DiaSys Diagnostic Systems GmbH
Alte Strasse 9 65558 Holzheim Germany
www.diasys-diagnostics.com

Cat. No. 5 9000 99 10 061 (6 x 5 mL)
5 9000 99 10 062 (20 x 5 mL)

 2023-08-31

BioMajesty®




Updated sheets: www.diasys-diagnostics.com/service-area/value-sheets/

Value sheet version: 7

Short Name / Analyte	Method	Reagent ID	Value	Range	1 SD	Unit
ALB	Bromcresol green	1 0220	3.20	2.46 - 3.94	0.245	g/dL
Albumin			32.0	24.6 - 39.4	2.45	g/L
AP	IFCC 37°C	1 0441	79.0	59.3 - 98.8	6.58	U/L
Alkaline phosphatase			1.32	0.988 - 1.65	0.110	µkat/L
ALT/GPT	IFCC, with pyridoxal phosphate 37°C	1 2701 +	50.3	38.7 - 61.9	3.86	U/L
Alanine aminotransferase		2 5010	0.839	0.646 - 1.03	0.064	µkat/L
	without pyridoxal phosphate 37°C	1 2701	52.1	40.1 - 64.1	4.00	U/L
			0.869	0.669 - 1.07	0.067	µkat/L
AST/GOT	IFCC, with pyridoxal phosphate 37°C	1 2601 +	45.7	35.2 - 56.2	3.50	U/L
Aspartate aminotransferase		2 5010	0.761	0.586 - 0.936	0.058	µkat/L
	without pyridoxal phosphate 37°C	1 2601	45.6	35.1 - 56.0	3.49	U/L
			0.759	0.585 - 0.934	0.058	µkat/L
AMY	EPS G-7	1 0501	72.2	57.7 - 86.6	4.81	U/L
Amylase			1.20	0.962 - 1.44	0.080	µkat/L
PAMY	EPS G-7	1 0551	28.3	22.6 - 33.9	1.88	U/L
Pancreatic amylase			0.471	0.377 - 0.565	0.031	µkat/L
APOA1	Immunoturbidimetric	1 7102	109	87.3 - 131	7.28	mg/dL
Apolipoprotein A1			1.09	0.873 - 1.31	0.073	g/L
APOB	Immunoturbidimetric	1 7112	59.1	47.3 - 70.9	3.94	mg/dL
Apolipoprotein B			0.591	0.473 - 0.709	0.039	g/L
DBIL	DCA	1 0821	0.727	0.538 - 0.916	0.063	mg/dL
Direct Bilirubin			12.4	9.20 - 15.7	1.08	µmol/L
TBIL	DCA	1 0811	1.48	1.09 - 1.86	0.128	mg/dL
Total Bilirubin			25.3	18.7 - 31.8	2.19	µmol/L
CA	Phosphonazo	1 1181	2.16	1.92 - 2.40	0.079	mmol/L
Calcium			8.65	7.70 - 9.60	0.317	mg/dL
CL	Indirect ISE	980132	99.3	90.4 - 108	2.98	mmol/L
Chloride			352	321 - 384	10.6	mg/dL
CHOL	CHOD-PAP	1 1300	126	108 - 143	5.86	mg/dL
Cholesterol			3.25	2.79 - 3.70	0.152	mmol/L
CHE	Butyrylthiocholin	1 1401	5173	4242 - 6105	310	U/L
Cholinesterase			86.2	70.7 - 102	5.17	µkat/L
CK	DGKC, IFCC 37°C	1 1601	155	124 - 186	10.3	U/L
Creatine kinase			2.59	2.07 - 3.10	0.172	µkat/L
CKMB	mAK, Immunological method, 37°C	1 1641	34.5	27.6 - 41.4	2.30	U/L
Creatine kinase			0.575	0.460 - 0.690	0.038	µkat/L
CREA	Jaffé, without compensation	1 1711	1.43	1.12 - 1.75	0.105	mg/dL
Creatinine			127	98.7 - 154	9.28	µmol/L
	Jaffé, with compensation	1 1711	1.31	1.02 - 1.60	0.096	mg/dL
			116	90.6 - 142	8.52	µmol/L
	Enzymatic PAP	1 1759	1.33	1.04 - 1.62	0.098	mg/dL
			118	91.8 - 144	8.63	µmol/L
GGT	IFCC, DGKC 1994 37°C	1 2801	30.1	23.5 - 36.7	2.21	U/L
γ-Glutamyltransferase			0.501	0.391 - 0.612	0.037	µkat/L
GLUC	HK/G6P-DH	1 2511	86.6	72.8 - 100	4.62	mg/dL
Glucose			4.81	4.04 - 5.58	0.256	mmol/L
HDLC	Immunoinhibition	1 3521	38.2	32.9 - 43.6	1.78	mg/dL
HDL-Cholesterol			0.989	0.850 - 1.13	0.046	mmol/L
	Direct, colorimetric	1 3561	37.7	32.4 - 43.0	1.76	mg/dL
			0.975	0.838 - 1.11	0.045	mmol/L

Cat. No. 5 9000 99 10 061 (6 x 5 mL)
5 9000 99 10 062 (20 x 5 mL)

 2023-08-31

BioMajesty®



Updated sheets: www.diasys-diagnostics.com/service-area/value-sheets/

Value sheet version: 7

Short Name / Analyte	Method	Reagent ID	Value	Range	1 SD	Unit
HBUT β-Hydroxybutyrate	β-HBDH / Diaphorase 37°C	1 3701	0.299 3.11	0.239 - 0.359 2.49 - 3.74	0.020 0.208	mmol/L mg/dL
	β-HBDH 37°C	1 3711	0.324 3.37	0.259 - 0.388 2.69 - 4.04	0.022 0.225	mmol/L mg/dL
IgA Immunoglobulin A	Immunoturbidimetric	1 7202	146	111 - 181	11.7	mg/dL
			1.46	1.11 - 1.81	0.117	g/L
IgE Immunoglobulin E	Immunoturbidimetric	1 7239	63.3	50.7 - 76.0	4.22	IU/mL
			152	122 - 182	10.1	ng/mL
IgG Immunoglobulin G	Immunoturbidimetric	1 7212	746	597 - 895	49.7	mg/dL
			7.46	5.97 - 8.95	0.497	g/L
IgM Immunoglobulin M	Immunoturbidimetric	1 7222	65.8	47.4 - 84.2	6.14	mg/dL
			0.658	0.474 - 0.842	0.061	g/L
FE Iron	Ferene	1 1911	79.5 14.2	68.4 - 90.7 12.2 - 16.2	3.71 0.665	µg/dL µmol/L
LACT Lactate	LDH UV	1 4001	11.8	9.32 - 14.3	0.826	mg/dL
			1.31	1.03 - 1.58	0.092	mmol/L
LDH Lactate dehydrogenase	IFCC, DGKC 1994 37°C	1 4211	146	120 - 172	8.75	U/L
			2.43	1.99 - 2.87	0.146	µkat/L
LDLC LDL-Cholesterol	Homogenous Select, TruCal Lipid	1 4121	69.6	59.8 - 79.3	3.25	mg/dL
			1.80	1.55 - 2.05	0.084	mmol/L
			68.2	58.7 - 77.7	3.18	mg/dL
	Direct, colorimetric	1 4131	1.76	1.52 - 2.01	0.082	mmol/L
LPS Lipase	Colorimetric	1 4321	52.8	42.2 - 63.4	3.52	U/L
			0.880	0.704 - 1.06	0.059	µkat/L
MG Magnesium	Xylidyl blue	1 4610	0.841	0.707 - 0.976	0.045	mmol/L
			2.04	1.72 - 2.37	0.109	mg/dL
PL Phospholipids	Enzymatic	1 5741	147	118 - 177	9.82	mg/dL
			1.90	1.52 - 2.28	0.127	mmol/L
PO3 Phosphorus	Molybdate UV	1 5211	3.15	2.58 - 3.71	0.189	mg/dL
			1.02	0.833 - 1.20	0.061	mmol/L
K Potassium	Indirect ISE	980131	4.06	3.69 - 4.42	0.122	mmol/L
			15.9	14.4 - 17.3	0.476	mg/dL
Na Sodium	Indirect ISE	980130	132	124 - 140	2.65	mmol/L
			304	286 - 323	6.09	mg/dL
TP Total Protein	Biuret, with sample blank	1 2311	5.01	4.46 - 5.56	0.184	g/dL
			50.1	44.6 - 55.6	1.84	g/L
TRF Transferrin	Immunoturbidimetric	1 7252	189	151 - 226	12.6	mg/dL
			1.89	1.51 - 2.26	0.126	g/L
TRIG Triglycerides	GPO-PAP	1 5710	86.2	70.7 - 102	5.17	mg/dL
			0.971	0.796 - 1.15	0.058	mmol/L
UIBC Unsat.Iron Binding Cap.	Ferene	1 1921	202	162 - 243	13.5	µg/dL
			36.2	29.0 - 43.5	2.42	µmol/L
			203	162 - 244	13.5	µg/dL
	For reagent lots ≥ 29398	1 1921	36.4	29.1 - 43.6	2.42	µmol/L
UREA Urea	Urease UV	1 3101	39.7	31.0 - 48.4	2.91	mg/dL
			6.61	5.15 - 8.06	0.485	mmol/L
UA Uric Acid	TOOS	1 3001	4.91	4.22 - 5.60	0.229	mg/dL
			292	251 - 333	13.6	µmol/L



DiaSys Diagnostic Systems GmbH
Alte Strasse 9 65558 Holzheim Germany
www.diasys-diagnostics.com