

# TruLab P

**LOT 32787**

Cat. No. 5 9050 99 10 061 (6 x 5 mL)  
5 9050 99 10 062 (20 x 5 mL)



**2025-02-28**




Updated sheets: [www.diasys-diagnostics.com/service-area/value-sheets/](http://www.diasys-diagnostics.com/service-area/value-sheets/)

Value sheet version: 4

Short Name / Analyte	Method	Reagent ID	Value	Range	Unit
<b>ALB</b> Albumin	Bromcresol green	1 0220	4.62 46.2	3.56 - 5.68 35.6 - 56.8	g/dL g/L
<b>AP</b> Alkaline phosphatase	IFCC 37°C	1 0441	156 2.60	117 - 195 1.95 - 3.25	U/L µkat/L
	DGKC 1970 37°C	1 0401	250 4.17	188 - 313 3.13 - 5.22	U/L µkat/L
<b>ALT/GPT</b> Alanine aminotransferase	IFCC, with pyridoxal phosphate 37°C	1 2701 +	120 2.00	92.5 - 148 1.54 - 2.46	U/L µkat/L
	without pyridoxal phosphate 37°C	1 2701	120 2.00	92.2 - 147 1.54 - 2.46	U/L µkat/L
<b>AST/GOT</b> Aspartate aminotransferase	IFCC, with pyridoxal phosphate 37°C	1 2601 +	164 2.73	126 - 202 2.10 - 3.36	U/L µkat/L
	without pyridoxal phosphate 37°C	1 2601	167 2.79	129 - 206 2.14 - 3.43	U/L µkat/L
<b>AMY</b> Amylase	EPS G-7	1 0501	200 3.34	160 - 240 2.67 - 4.01	U/L µkat/L
<b>PAMY</b> Pancreatic amylase	EPS G-7	1 0551	101 1.68	80.8 - 121 1.35 - 2.02	U/L µkat/L
<b>APOA1</b> Apolipoprotein A1	Immunoturbidimetric	1 7102	166 1.66	133 - 199 1.33 - 1.99	mg/dL g/L
<b>APOB</b> Apolipoprotein B	Immunoturbidimetric	1 7112	89.6 0.896	71.7 - 108 0.717 - 1.08	mg/dL g/L
<b>BILE</b> Total Bile Acids	Enzymatic cycling method	1 2238	39.0	31.2 - 46.8	µmol/L
<b>DBIL</b> Direct Bilirubin	DCA	1 0821	1.78 30.5	1.32 - 2.25 22.6 - 38.4	mg/dL µmol/L
	Jendrassik-Grof	1 0849	1.98 33.9	1.47 - 2.49 25.1 - 42.7	mg/dL µmol/L
<b>TBIL</b> Total Bilirubin	DCA	1 0811	4.41 75.4	3.26 - 5.56 55.8 - 95.0	mg/dL µmol/L
	Jendrassik-Grof	1 0849	4.68 80.0	3.46 - 5.89 59.2 - 101	mg/dL µmol/L
<b>CA</b> Calcium	Arsenazo	1 1130	2.83 11.4	2.52 - 3.14 10.1 - 12.6	mmol/L mg/dL
	Phosphonazo	1 1181	2.91 11.6	2.59 - 3.23 10.4 - 12.9	mmol/L mg/dL
<b>CL</b> Chloride	Colorimetric	1 1221	131 465	119 - 143 423 - 506	mmol/L mg/dL
<b>CHOL</b> Cholesterol	CHOD-PAP	1 1300 + 1 1350	196 5.08	169 - 224 4.37 - 5.79	mg/dL mmol/L
<b>CHE</b> Cholinesterase	Butyrylthiocholin	1 1401	7692 128	6307 - 9077 105 - 151	U/L µkat/L
<b>CK</b> Creatine kinase	DGKC, IFCC 37°C	1 1601	224 3.73	179 - 269 2.99 - 4.48	U/L µkat/L

# TruLab P

# LOT 32787



Cat. No. 5 9050 99 10 061 (6 x 5 mL)  
5 9050 99 10 062 (20 x 5 mL)



2025-02-28



Updated sheets: [www.diasys-diagnostics.com/service-area/value-sheets/](http://www.diasys-diagnostics.com/service-area/value-sheets/)

Value sheet version: 4

Short Name / Analyte	Method	Reagent ID	Value	Range	Unit
<b>CKMB</b> Creatine kinase	mAK, Immunological method, 37°C	1 1641	58.5	46.8 - 70.2	U/L
			0.975	0.780 - 1.17	µkat/L
<b>CREA</b> Creatinine	Jaffé, without compensation	1 1711	4.24	3.30 - 5.17	mg/dL
			374	292 - 457	µmol/L
	Jaffé, with compensation	1 1711	4.50	3.51 - 5.49	mg/dL
			398	310 - 485	µmol/L
<b>GGT</b> γ-Glutamyltransferase	IFCC, DGKC 1994 37°C	1 2801	89.9	70.1 - 110	U/L
			1.50	1.17 - 1.83	µkat/L
	Szasz 37°C	1 2801	79.5	62.0 - 97.0	U/L
			1.33	1.03 - 1.62	µkat/L
<b>GLDH</b> Glutamat dehydrogenase	DGKC 1970 37°C	1 2411	24.3	19.4 - 29.2	U/L
			0.405	0.324 - 0.486	µkat/L
<b>GLUC</b> Glucose	GOD-PAP	1 2500 +	256	215 - 297	mg/dL
			1 2550	14.2	12.0 - 16.5
	HK/G6P-DH	1 2511	254	214 - 295	mg/dL
			14.1	11.9 - 16.4	mmol/L
Gluc-DH	1 2531	255	214 - 296	mg/dL	
		14.1	11.9 - 16.4	mmol/L	
<b>HBDH</b> α-Hydroxybutyrate dehydro.	DGKC 37°C	1 3201	261	209 - 313	U/L
			4.35	3.48 - 5.22	µkat/L
<b>HDLC</b> HDL-Cholesterol	Immuno-inhibition	1 3521	53.4	46.0 - 60.9	mg/dL
			1.38	1.19 - 1.58	mmol/L
	Direct, colorimetric	1 3561	55.2	47.4 - 62.9	mg/dL
			1.43	1.23 - 1.63	mmol/L
<b>HBUT</b> β-Hydroxybutyrate	β-HBDH / Diaphorase 37°C	1 3701	0.970	0.776 - 1.16	mmol/L
			10.1	8.08 - 12.1	mg/dL
	β-HBDH 37°C	1 3711	0.973	0.778 - 1.17	mmol/L
			10.1	8.10 - 12.2	mg/dL
<b>IgA</b> Immunoglobulin A	Immunoturbidimetric	1 7202	229	174 - 284	mg/dL
			2.29	1.74 - 2.84	g/L
<b>IgE</b> Immunoglobulin E	Immunoturbidimetric	1 7239	98.3	78.7 - 118	IU/mL
			236	189 - 283	ng/mL
<b>IgG</b> Immunoglobulin G	Immunoturbidimetric	1 7212	1126	901 - 1351	mg/dL
			11.3	9.01 - 13.5	g/L
<b>IgM</b> Immunoglobulin M	Immunoturbidimetric	1 7222	100	72.1 - 128	mg/dL
			1.00	0.721 - 1.28	g/L
<b>FE</b> Iron	Ferene	1 1911	221	190 - 252	µg/dL
			39.6	34.0 - 45.1	µmol/L
<b>LACT</b> Lactate	LDH UV	1 4001	31.8	25.1 - 38.5	mg/dL
			3.53	2.79 - 4.27	mmol/L
<b>LDH</b> Lactate dehydrogenase	IFCC, DGKC 1994 37°C	1 4211	279	229 - 329	U/L
			4.65	3.81 - 5.49	µkat/L
	DGKC opt. 1970 37°C	1 4201	455	373 - 537	U/L
			7.59	6.22 - 8.96	µkat/L
IFCC, modified	1 4251	276	226 - 326	U/L	
		4.60	3.77 - 5.43	µkat/L	

# TruLab P

**LOT** 32787

Cat. No. 5 9050 99 10 061 (6 x 5 mL)  
5 9050 99 10 062 (20 x 5 mL)



2025-02-28



Updated sheets: [www.diasys-diagnostics.com/service-area/value-sheets/](http://www.diasys-diagnostics.com/service-area/value-sheets/)

Value sheet version: 4

Short Name / Analyte	Method	Reagent ID	Value	Range	Unit
<b>LDLC</b> LDL-Cholesterol	Homogenous Select, TruCal Lipid	1 4121	107	91.9 - 122	mg/dL
			2.76	2.38 - 3.15	mmol/L
	Direct, colorimetric	1 4131	107	92.2 - 122	mg/dL
			2.77	2.38 - 3.16	mmol/L
<b>LPS</b> Lipase	Colorimetric	1 4321	89.6	71.7 - 107	U/L
			1.49	1.19 - 1.79	μkat/L
<b>MG</b> Magnesium	Xylidyl blue	1 4610	1.85	1.56 - 2.15	mmol/L
			4.50	3.78 - 5.22	mg/dL
<b>PL</b> Phospholipids	Enzymatic	1 5741	227	181 - 272	mg/dL
			2.93	2.34 - 3.51	mmol/L
<b>PO3</b> Phosphorus	Molybdate UV, substrate start	1 5211	6.97	5.71 - 8.22	mg/dL
			2.25	1.84 - 2.65	mmol/L
	Molybdate UV, sample start	1 5211	7.03	5.77 - 8.30	mg/dL
			2.27	1.86 - 2.68	mmol/L
<b>K</b> Potassium	Enzymatic	1 5221	6.39	5.82 - 6.97	mmol/L
			25.0	22.7 - 27.2	mg/dL
<b>Na</b> Sodium	Enzymatic	1 4808	148	139 - 157	mmol/L
			340	319 - 360	mg/dL
<b>TP</b> Total Protein	Biuret, without sample blank	1 2311	8.43	7.50 - 9.35	g/dL
			84.3	75.0 - 93.5	g/L
	Biuret, with sample blank	1 2311	7.32	6.52 - 8.13	g/dL
			73.2	65.2 - 81.3	g/L
<b>TRF</b> Transferrin	Immunoturbidimetric	1 7252	285	228 - 342	mg/dL
			2.85	2.28 - 3.42	g/L
<b>TRIG</b> Triglycerides	GPO-PAP	1 5760	171	140 - 202	mg/dL
			1 5710	1.93	1.58 - 2.27
<b>UREA</b> Urea	Urease UV	1 3101	150	117 - 183	mg/dL
			24.9	19.4 - 30.4	mmol/L
	Colorimetric, Berthelot	1 3115	149	116 - 182	mg/dL
			24.8	19.4 - 30.3	mmol/L
<b>UA</b> Uric Acid	TBHBA	1 3021	7.22	6.21 - 8.24	mg/dL
			430	370 - 490	μmol/L
	TOOS	1 3001	7.30	6.28 - 8.32	mg/dL
			434	373 - 495	μmol/L



DiaSys Diagnostic Systems GmbH  
Alte Strasse 9 65558 Holzheim Germany  
[www.diasys-diagnostics.com](http://www.diasys-diagnostics.com)

# TruLab P

**LOT** 32787



Cat. No. 5 9050 99 10 061 (6 x 5 mL)  
5 9050 99 10 062 (20 x 5 mL)



2025-02-28

**Sensostar** **Sensostar**  
GLHsix GL30 touch



**IVD**

Updated sheets: [www.diasys-diagnostics.com/service-area/value-sheets/](http://www.diasys-diagnostics.com/service-area/value-sheets/)

Value sheet version: 4

Short Name / Analyte	Method	Reagent ID	Value	Range	Unit
<b>GLUC</b>	Amperometric	Biosensor	282	237 - 328	mg/dL
Glucose			15.7	13.2 - 18.2	mmol/L
<b>LACT</b>	Amperometric	Biosensor	38.8	30.6 - 46.9	mg/dL
Lactate			4.31	3.40 - 5.21	mmol/L




DiaSys Diagnostic Systems GmbH  
Alte Strasse 9 65558 Holzheim Germany  
[www.diasys-diagnostics.com](http://www.diasys-diagnostics.com)

# TruLab P

# LOT 32787



Cat. No. 5 9050 99 10 061 (6 x 5 mL)  
5 9050 99 10 062 (20 x 5 mL)

 2025-02-28

## respons<sup>®</sup>910



Updated sheets: [www.diasys-diagnostics.com/service-area/value-sheets/](http://www.diasys-diagnostics.com/service-area/value-sheets/)

Value sheet version: 4


Short Name / Analyte	Method	Reagent ID	Value	Range	Unit
<b>ALB</b> Albumin	Bromcresol green	1 0220	4.62 46.2	3.56 - 5.68 35.6 - 56.8	g/dL g/L
<b>AP</b> Alkaline phosphatase	IFCC 37°C	1 0441	156 2.60	117 - 195 1.95 - 3.25	U/L µkat/L
<b>ALT/GPT</b> Alanine aminotransferase	IFCC, with pyridoxal phosphate 37°C	1 2701 + 2 5010	120 2.00	92.5 - 148 1.54 - 2.46	U/L µkat/L
	without pyridoxal phosphate 37°C	1 2701	120 2.00	92.2 - 147 1.54 - 2.46	U/L µkat/L
<b>AST/GOT</b> Aspartate aminotransferase	IFCC, with pyridoxal phosphate 37°C	1 2601 + 2 5010	164 2.73	126 - 202 2.10 - 3.36	U/L µkat/L
	without pyridoxal phosphate 37°C	1 2601	167 2.79	129 - 206 2.14 - 3.43	U/L µkat/L
<b>AMY</b> Amylase	EPS G-7	1 0501	200 3.34	160 - 240 2.67 - 4.01	U/L µkat/L
<b>PAMY</b> Pancreatic amylase	EPS G-7	1 0551	101 1.68	80.8 - 121 1.35 - 2.02	U/L µkat/L
<b>APOA1</b> Apolipoprotein A1	Immunoturbidimetric	1 7102	166 1.66	133 - 199 1.33 - 1.99	mg/dL g/L
<b>APOB</b> Apolipoprotein B	Immunoturbidimetric	1 7112	89.6 0.896	71.7 - 108 0.717 - 1.08	mg/dL g/L
<b>BILE</b> Total Bile Acids	Enzymatic cycling method	1 2238	39.0	31.2 - 46.8	µmol/L
<b>DBIL</b> Direct Bilirubin	DCA	1 0821	1.78 30.5	1.32 - 2.25 22.6 - 38.4	mg/dL µmol/L
<b>TBIL</b> Total Bilirubin	DCA	1 0811	4.41 75.4	3.26 - 5.56 55.8 - 95.0	mg/dL µmol/L
<b>CA</b> Calcium	Phosphonazo	1 1181	2.91 11.6	2.59 - 3.23 10.4 - 12.9	mmol/L mg/dL
<b>CL</b> Chloride	Colorimetric	1 1221	131 465	119 - 143 423 - 506	mmol/L mg/dL
<b>CHOL</b> Cholesterol	CHOD-PAP	1 1300	196 5.08	169 - 224 4.37 - 5.79	mg/dL mmol/L
<b>CHE</b> Cholinesterase	Butyrylthiocholin	1 1401	7692 128	6307 - 9077 105 - 151	U/L µkat/L
<b>CK</b> Creatine kinase	DGKC, IFCC 37°C	1 1601	224 3.73	179 - 269 2.99 - 4.48	U/L µkat/L
<b>CKMB</b> Creatine kinase	mAK, Immunological method, 37°C	1 1641	58.5 0.975	46.8 - 70.2 0.780 - 1.17	U/L µkat/L
<b>CREA</b> Creatinine	Jaffé, without compensation	1 1711	4.24 374	3.30 - 5.17 292 - 457	mg/dL µmol/L
	Jaffé, with compensation	1 1711	4.50 398	3.51 - 5.49 310 - 485	mg/dL µmol/L
	Enzymatic PAP	1 1759	4.43 392	3.46 - 5.41 306 - 478	mg/dL µmol/L
<b>GGT</b> γ-Glutamyltransferase	IFCC, DGKC 1994 37°C	1 2801	89.9 1.50	70.1 - 110 1.17 - 1.83	U/L µkat/L
<b>GLUC</b> Glucose	GOD-PAP	1 2500	256 14.2	215 - 297 12.0 - 16.5	mg/dL mmol/L
	HK/G6P-DH	1 2511	254 14.1	214 - 295 11.9 - 16.4	mg/dL mmol/L
<b>HDLC</b> HDL-Cholesterol	Immunoinhibition	1 3521	53.4 1.38	46.0 - 60.9 1.19 - 1.58	mg/dL mmol/L
	Direct, colorimetric	1 3561	55.2 1.43	47.4 - 62.9 1.23 - 1.63	mg/dL mmol/L

# TruLab P

**LOT** 32787



Cat. No. 5 9050 99 10 061 (6 x 5 mL)  
5 9050 99 10 062 (20 x 5 mL)

 2025-02-28

**respons<sup>®</sup>910**



Updated sheets: [www.diasys-diagnostics.com/service-area/value-sheets/](http://www.diasys-diagnostics.com/service-area/value-sheets/)

Value sheet version: 4

Short Name / Analyte	Method	Reagent ID	Value	Range	Unit
<b>HBUT</b> β-Hydroxybutyrate	β-HBDH 37°C	1 3711	0.973 10.1	0.778 - 1.17 8.10 - 12.2	mmol/L mg/dL
<b>IgA</b> Immunoglobulin A	Immunoturbidimetric	1 7202	229 2.29	174 - 284 1.74 - 2.84	mg/dL g/L
<b>IgE</b> Immunoglobulin E	Immunoturbidimetric	1 7239	98.3 236	78.7 - 118 189 - 283	IU/mL ng/mL
<b>IgG</b> Immunoglobulin G	Immunoturbidimetric	1 7212	1126 11.3	901 - 1351 9.01 - 13.5	mg/dL g/L
<b>IgM</b> Immunoglobulin M	Immunoturbidimetric	1 7222	100 1.00	72.1 - 128 0.721 - 1.28	mg/dL g/L
<b>FE</b> Iron	Ferene	1 1911	221 39.6	190 - 252 34.0 - 45.1	μg/dL μmol/L
<b>LACT</b> Lactate	LDH UV	1 4001	31.8 3.53	25.1 - 38.5 2.79 - 4.27	mg/dL mmol/L
<b>LDH</b> Lactate dehydrogenase	IFCC, DGKC 1994 37°C	1 4211	279 4.65	229 - 329 3.81 - 5.49	U/L μkat/L
	IFCC, modified	1 4251	276 4.60	226 - 326 3.77 - 5.43	U/L μkat/L
<b>LDLC</b> LDL-Cholesterol	Homogenous Select, TruCal Lipid	1 4121	107 2.76	91.9 - 122 2.38 - 3.15	mg/dL mmol/L
	Direct, colorimetric	1 4131	107 2.77	92.2 - 122 2.38 - 3.16	mg/dL mmol/L
<b>LPS</b> Lipase	Colorimetric	1 4321	89.6 1.49	71.7 - 107 1.19 - 1.79	U/L μkat/L
<b>MG</b> Magnesium	Xylidyl blue	1 4610	1.85 4.50	1.56 - 2.15 3.78 - 5.22	mmol/L mg/dL
<b>PL</b> Phospholipids	Enzymatic	1 5741	227 2.93	181 - 272 2.34 - 3.51	mg/dL mmol/L
<b>PO3</b> Phosphorus	Molybdate UV	1 5211	6.97 2.25	5.71 - 8.22 1.84 - 2.65	mg/dL mmol/L
<b>K</b> Potassium	Enzymatic	1 5221	6.39 25.0	5.82 - 6.97 22.7 - 27.2	mmol/L mg/dL
<b>Na</b> Sodium	Enzymatic	1 4808	148 340	139 - 157 319 - 360	mmol/L mg/dL
<b>TP</b> Total Protein	Biuret, with sample blank	1 2311	7.32 73.2	6.52 - 8.13 65.2 - 81.3	g/dL g/L
<b>TRF</b> Transferrin	Immunoturbidimetric	1 7252	285 2.85	228 - 342 2.28 - 3.42	mg/dL g/L
<b>TRIG</b> Triglycerides	GPO-PAP	1 5710	171 1.93	140 - 202 1.58 - 2.27	mg/dL mmol/L
<b>UREA</b> Urea	Urease UV	1 3101	150 24.9	117 - 183 19.4 - 30.4	mg/dL mmol/L
<b>UA</b> Uric Acid	TOOS	1 3001	7.30 434	6.28 - 8.32 373 - 495	mg/dL μmol/L



DiaSys Diagnostic Systems GmbH  
Alte Strasse 9 65558 Holzheim Germany  
[www.diasys-diagnostics.com](http://www.diasys-diagnostics.com)

# TruLab P

# LOT 32787



Cat. No. 5 9050 99 10 061 (6 x 5 mL)  
5 9050 99 10 062 (20 x 5 mL)

2025-02-28

## respons<sup>®</sup> 920



Updated sheets: [www.diasys-diagnostics.com/service-area/value-sheets/](http://www.diasys-diagnostics.com/service-area/value-sheets/)

Value sheet version: 4

Short Name / Analyte	Method	Reagent ID	Value	Range	1 SD	Unit
<b>ALB</b> Albumin	Bromcresol green	1 0220	4.62 46.2	3.56 - 5.68 35.6 - 56.8	0.354 3.54	g/dL g/L
<b>AP</b> Alkaline phosphatase	IFCC 37°C	1 0441	156 2.60	117 - 195 1.95 - 3.25	13.0 0.216	U/L µkat/L
<b>ALT/GPT</b> Alanine aminotransferase	IFCC, with pyridoxal phosphate 37°C	1 2701 + 2 5010	120 2.00	92.5 - 148 1.54 - 2.46	9.21 0.153	U/L µkat/L
	without pyridoxal phosphate 37°C	1 2701	120 2.00	92.2 - 147 1.54 - 2.46	9.18 0.153	U/L µkat/L
<b>AST/GOT</b> Aspartate aminotransferase	IFCC, with pyridoxal phosphate 37°C	1 2601 + 2 5010	164 2.73	126 - 202 2.10 - 3.36	12.6 0.209	U/L µkat/L
	without pyridoxal phosphate 37°C	1 2601	167 2.79	129 - 206 2.14 - 3.43	12.8 0.214	U/L µkat/L
<b>AMY</b> Amylase	EPS G-7	1 0501	200 3.34	160 - 240 2.67 - 4.01	13.4 0.223	U/L µkat/L
<b>PAMY</b> Pancreatic amylase	EPS G-7	1 0551	101 1.68	80.8 - 121 1.35 - 2.02	6.73 0.112	U/L µkat/L
<b>APOA1</b> Apolipoprotein A1	Immunoturbidimetric	1 7102	166 1.66	133 - 199 1.33 - 1.99	11.1 0.111	mg/dL g/L
<b>APOB</b> Apolipoprotein B	Immunoturbidimetric	1 7112	89.6 0.896	71.7 - 108 0.717 - 1.08	5.97 0.060	mg/dL g/L
<b>DBIL</b> Direct Bilirubin	DCA	1 0821	1.78 30.5	1.32 - 2.25 22.6 - 38.4	0.155 2.64	mg/dL µmol/L
<b>TBIL</b> Total Bilirubin	DCA	1 0811	4.41 75.4	3.26 - 5.56 55.8 - 95.0	0.382 6.53	mg/dL µmol/L
<b>CA</b> Calcium	Phosphonazo	1 1181	2.91 11.6	2.59 - 3.23 10.4 - 12.9	0.107 0.427	mmol/L mg/dL
<b>CL</b> Chloride	Colorimetric	1 1221	131 465	119 - 143 423 - 506	3.93 13.9	mmol/L mg/dL
	Direct ISE	960405	123 435	112 - 134 396 - 474	3.68 13.0	mmol/L mg/dL
<b>CHOL</b> Cholesterol	CHOD-PAP	1 1300	196 5.08	169 - 224 4.37 - 5.79	9.17 0.237	mg/dL mmol/L
<b>CHE</b> Cholinesterase	Butyrylthiocholin	1 1401	7692 128	6307 - 9077 105 - 151	462 7.69	U/L µkat/L
<b>CK</b> Creatine kinase	DGKC, IFCC 37°C	1 1601	224 3.73	179 - 269 2.99 - 4.48	14.9 0.249	U/L µkat/L
<b>CKMB</b> Creatine kinase	mAK, Immunological method, 37°C	1 1641	58.5 0.975	46.8 - 70.2 0.780 - 1.17	3.90 0.065	U/L µkat/L
<b>CREA</b> Creatinine	Jaffé, without compensation	1 1711	4.24 374	3.30 - 5.17 292 - 457	0.311 27.5	mg/dL µmol/L
	Jaffé, with compensation	1 1711	4.50 398	3.51 - 5.49 310 - 485	0.330 29.2	mg/dL µmol/L
	Enzymatic PAP	1 1759	4.43 392	3.46 - 5.41 306 - 478	0.325 28.7	mg/dL µmol/L
<b>GGT</b> γ-Glutamyltransferase	IFCC, DGKC 1994 37°C	1 2801	89.9 1.50	70.1 - 110 1.17 - 1.83	6.59 0.110	U/L µkat/L
<b>GLUC</b> Glucose	GOD-PAP	1 2500	256 14.2	215 - 297 12.0 - 16.5	13.7 0.759	mg/dL mmol/L
	HK/G6P-DH	1 2511	254 14.1	214 - 295 11.9 - 16.4	13.6 0.752	mg/dL mmol/L
<b>HDLC</b> HDL-Cholesterol	Immuno-inhibition	1 3521	53.4 1.38	46.0 - 60.9 1.19 - 1.58	2.49 0.064	mg/dL mmol/L
	Direct, colorimetric	1 3561	55.2 1.43	47.4 - 62.9 1.23 - 1.63	2.57 0.067	mg/dL mmol/L

# TruLab P

# LOT 32787



Cat. No. 5 9050 99 10 061 (6 x 5 mL)  
5 9050 99 10 062 (20 x 5 mL)

2025-02-28

## respons<sup>®</sup> 920



Updated sheets: [www.diasys-diagnostics.com/service-area/value-sheets/](http://www.diasys-diagnostics.com/service-area/value-sheets/)

Value sheet version: 4

Short Name / Analyte	Method	Reagent ID	Value	Range	1 SD	Unit
<b>HBUT</b> β-Hydroxybutyrate	β-HBDH 37°C	1 3711	0.973 10.1	0.778 - 1.17 8.10 - 12.2	0.065 0.675	mmol/L mg/dL
<b>IgA</b> Immunoglobulin A	Immunoturbidimetric	1 7202	229 2.29	174 - 284 1.74 - 2.84	18.3 0.183	mg/dL g/L
<b>IgE</b> Immunoglobulin E	Immunoturbidimetric	1 7239	98.3 236	78.7 - 118 189 - 283	6.55 15.7	IU/mL ng/mL
<b>IgG</b> Immunoglobulin G	Immunoturbidimetric	1 7212	1126 11.3	901 - 1351 9.01 - 13.5	75.1 0.751	mg/dL g/L
<b>IgM</b> Immunoglobulin M	Immunoturbidimetric	1 7222	100 1.00	72.1 - 128 0.721 - 1.28	9.34 0.093	mg/dL g/L
<b>FE</b> Iron	Ferene	1 1911	221 39.5	190 - 252 34.0 - 45.1	10.3 1.84	μg/dL μmol/L
<b>LACT</b> Lactate	LDH UV	1 4001	31.8 3.53	25.1 - 38.5 2.79 - 4.27	2.23 0.247	mg/dL mmol/L
<b>LDH</b> Lactate dehydrogenase	IFCC, DGKC 1994 37°C	1 4211	279 4.65	229 - 329 3.81 - 5.49	16.7 0.279	U/L μkat/L
	IFCC, modified	1 4251	276 4.60	226 - 326 3.77 - 5.43	16.6 0.276	U/L μkat/L
<b>LDLC</b> LDL-Cholesterol	Homogenous Select, TruCal Lipid	1 4121	103 2.66	88.5 - 117 2.29 - 3.04	4.80 0.124	mg/dL mmol/L
	Direct, colorimetric	1 4131	107 2.77	92.2 - 122 2.38 - 3.16	5.00 0.129	mg/dL mmol/L
<b>LPS</b> Lipase	Colorimetric	1 4321	89.6 1.49	71.7 - 107 1.19 - 1.79	5.97 0.100	U/L μkat/L
<b>LI</b> Lithium	Direct ISE	960406	1.74 1.21	1.50 - 1.98 1.04 - 1.38	0.081 0.056	mmol/L mg/dL
<b>MG</b> Magnesium	Xylidyl blue	1 4610	1.85 4.50	1.56 - 2.15 3.78 - 5.22	0.099 0.240	mmol/L mg/dL
<b>PO3</b> Phosphorus	Molybdate UV	1 5211	6.97 2.25	5.71 - 8.22 1.84 - 2.65	0.418 0.135	mg/dL mmol/L
<b>K</b> Potassium	Enzymatic	1 5221	6.39 25.0	5.82 - 6.97 22.7 - 27.2	0.192 0.750	mmol/L mg/dL
	Direct ISE	960403	6.38 24.9	5.81 - 6.95 22.7 - 27.2	0.191 0.748	mmol/L mg/dL
<b>Na</b> Sodium	Enzymatic	1 4808	148 340	139 - 157 319 - 360	2.96 6.79	mmol/L mg/dL
	Direct ISE	960402	152 350	143 - 161 329 - 371	3.04 7.00	mmol/L mg/dL
<b>TP</b> Total Protein	Biuret, with sample blank	1 2311	7.32 73.2	6.52 - 8.13 65.2 - 81.3	0.269 2.69	g/dL g/L
<b>TRF</b> Transferrin	Immunoturbidimetric	1 7252	285 2.85	228 - 342 2.28 - 3.42	19.0 0.190	mg/dL g/L
<b>TRIG</b> Triglycerides	GPO-PAP	1 5710	171 1.93	140 - 202 1.58 - 2.27	10.3 0.116	mg/dL mmol/L
<b>UREA</b> Urea	Urease UV	1 3101	150 24.9	117 - 183 19.4 - 30.4	11.0 1.83	mg/dL mmol/L
<b>UA</b> Uric Acid	TOOS	1 3001	7.30 434	6.28 - 8.32 373 - 495	0.341 20.3	mg/dL μmol/L



DiaSys Diagnostic Systems GmbH  
Alte Strasse 9 65558 Holzheim Germany  
[www.diasys-diagnostics.com](http://www.diasys-diagnostics.com)



# TruLab P

# LOT 32787



Cat. No. 5 9050 99 10 061 (6 x 5 mL)  
5 9050 99 10 062 (20 x 5 mL)

2025-02-28

## respons<sup>®</sup>940



Updated sheets: [www.diasys-diagnostics.com/service-area/value-sheets/](http://www.diasys-diagnostics.com/service-area/value-sheets/)

Value sheet version: 4

Short Name / Analyte	Method	Reagent ID	Value	Range	1 SD	Unit
<b>ALB</b> Albumin	Bromcresol green	1 0220	4.62 46.2	3.56 - 5.68 35.6 - 56.8	0.354 3.54	g/dL g/L
<b>AP</b> Alkaline phosphatase	IFCC 37°C	1 0441	156 2.60	117 - 195 1.95 - 3.25	13.0 0.216	U/L µkat/L
<b>ALT/GPT</b> Alanine aminotransferase	IFCC, with pyridoxal phosphate 37°C	1 2701 +	120	92.5 - 148	9.21	U/L
	without pyridoxal phosphate 37°C	2 5010 1 2701	2.00 120	1.54 - 2.46 92.2 - 147	0.153 9.18	µkat/L U/L
			2.00	1.54 - 2.46	0.153	µkat/L
<b>AST/GOT</b> Aspartate aminotransferase	IFCC, with pyridoxal phosphate 37°C	1 2601 +	164	126 - 202	12.6	U/L
	without pyridoxal phosphate 37°C	2 5010 1 2601	2.73 167	2.10 - 3.36 129 - 206	0.209 12.8	µkat/L U/L
			2.79	2.14 - 3.43	0.214	µkat/L
<b>AMY</b> Amylase	EPS G-7	1 0501	200 3.34	160 - 240 2.67 - 4.01	13.4 0.223	U/L µkat/L
<b>PAMY</b> Pancreatic amylase	EPS G-7	1 0551	101 1.68	80.8 - 121 1.35 - 2.02	6.73 0.112	U/L µkat/L
<b>APOA1</b> Apolipoprotein A1	Immunoturbidimetric	1 7102	166 1.66	133 - 199 1.33 - 1.99	11.1 0.111	mg/dL g/L
<b>APOB</b> Apolipoprotein B	Immunoturbidimetric	1 7112	89.6 0.896	71.7 - 108 0.717 - 1.08	5.97 0.060	mg/dL g/L
<b>DBIL</b> Direct Bilirubin	DCA	1 0821	1.78 30.5	1.32 - 2.25 22.6 - 38.4	0.155 2.64	mg/dL µmol/L
<b>TBIL</b> Total Bilirubin	DCA	1 0811	4.41 75.4	3.26 - 5.56 55.8 - 95.0	0.382 6.53	mg/dL µmol/L
<b>CA</b> Calcium	Phosphonazo	1 1181	2.91 11.6	2.59 - 3.23 10.4 - 12.9	0.107 0.427	mmol/L mg/dL
<b>CL</b> Chloride	Colorimetric	1 1221	131 465	119 - 143 423 - 506	3.93 13.9	mmol/L mg/dL
	Direct ISE	960405	123 435	112 - 134 396 - 474	3.68 13.0	mmol/L mg/dL
<b>CHOL</b> Cholesterol	CHOD-PAP	1 1300	196 5.08	169 - 224 4.37 - 5.79	9.17 0.237	mg/dL mmol/L
<b>CHE</b> Cholinesterase	Butyrylthiocholin	1 1401	7692 128	6307 - 9077 105 - 151	462 7.69	U/L µkat/L
<b>CK</b> Creatine kinase	DGKC, IFCC 37°C	1 1601	224 3.73	179 - 269 2.99 - 4.48	14.9 0.249	U/L µkat/L
<b>CKMB</b> Creatine kinase	mAK, Immunological method, 37°C	1 1641	58.5 0.975	46.8 - 70.2 0.780 - 1.17	3.90 0.065	U/L µkat/L
<b>CREA</b> Creatinine	Jaffé, without compensation	1 1711	4.24 374	3.30 - 5.17 292 - 457	0.311 27.5	mg/dL µmol/L
	Jaffé, with compensation	1 1711	4.50 398	3.51 - 5.49 310 - 485	0.330 29.2	mg/dL µmol/L
	Enzymatic PAP	1 1759	4.43 392	3.46 - 5.41 306 - 478	0.325 28.7	mg/dL µmol/L
<b>GGT</b> γ-Glutamyltransferase	IFCC, DGKC 1994 37°C	1 2801	89.9 1.50	70.1 - 110 1.17 - 1.83	6.59 0.110	U/L µkat/L
<b>GLUC</b> Glucose	GOD-PAP	1 2500	256 14.2	215 - 297 12.0 - 16.5	13.7 0.759	mg/dL mmol/L
	HK/G6P-DH	1 2511	254 14.1	214 - 295 11.9 - 16.4	13.6 0.752	mg/dL mmol/L
<b>HDLC</b> HDL-Cholesterol	Immuno-inhibition	1 3521	53.4 1.38	46.0 - 60.9 1.19 - 1.58	2.49 0.064	mg/dL mmol/L
	Direct, colorimetric	1 3561	55.2 1.43	47.4 - 62.9 1.23 - 1.63	2.57 0.067	mg/dL mmol/L

# TruLab P

# LOT 32787



Cat. No. 5 9050 99 10 061 (6 x 5 mL)  
5 9050 99 10 062 (20 x 5 mL)

2025-02-28

## respons<sup>®</sup>940



Updated sheets: [www.diasys-diagnostics.com/service-area/value-sheets/](http://www.diasys-diagnostics.com/service-area/value-sheets/)

Value sheet version: 4

Short Name / Analyte	Method	Reagent ID	Value	Range	1 SD	Unit
<b>HBUT</b> β-Hydroxybutyrate	β-HBDH 37°C	1 3711	0.973 10.1	0.778 - 1.17 8.10 - 12.2	0.065 0.675	mmol/L mg/dL
<b>IgA</b> Immunoglobulin A	Immunoturbidimetric	1 7202	229 2.29	174 - 284 1.74 - 2.84	18.3 0.183	mg/dL g/L
<b>IgE</b> Immunoglobulin E	Immunoturbidimetric	1 7239	98.3 236	78.7 - 118 189 - 283	6.55 15.7	IU/mL ng/mL
<b>IgG</b> Immunoglobulin G	Immunoturbidimetric	1 7212	1126 11.3	901 - 1351 9.01 - 13.5	75.1 0.751	mg/dL g/L
<b>IgM</b> Immunoglobulin M	Immunoturbidimetric	1 7222	100 1.00	72.1 - 128 0.721 - 1.28	9.34 0.093	mg/dL g/L
<b>FE</b> Iron	Ferene	1 1911	221 39.5	190 - 252 34.0 - 45.1	10.3 1.84	μg/dL μmol/L
<b>LACT</b> Lactate	LDH UV	1 4001	31.8 3.53	25.1 - 38.5 2.79 - 4.27	2.23 0.247	mg/dL mmol/L
<b>LDH</b> Lactate dehydrogenase	IFCC, DGKC 1994 37°C	1 4211	279 4.65	229 - 329 3.81 - 5.49	16.7 0.279	U/L μkat/L
	IFCC, modified	1 4251	276 4.60	226 - 326 3.77 - 5.43	16.6 0.276	U/L μkat/L
<b>LDLC</b> LDL-Cholesterol	Homogenous Select, TruCal Lipid	1 4121	103 2.66	88.5 - 117 2.29 - 3.04	4.80 0.124	mg/dL mmol/L
	Direct, colorimetric	1 4131	107 2.77	92.2 - 122 2.38 - 3.16	5.00 0.129	mg/dL mmol/L
<b>LPS</b> Lipase	Colorimetric	1 4321	89.6 1.49	71.7 - 107 1.19 - 1.79	5.97 0.100	U/L μkat/L
<b>LI</b> Lithium	Direct ISE	960406	1.74 1.21	1.50 - 1.98 1.04 - 1.38	0.081 0.056	mmol/L mg/dL
<b>MG</b> Magnesium	Xylidyl blue	1 4610	1.85 4.50	1.56 - 2.15 3.78 - 5.22	0.099 0.240	mmol/L mg/dL
<b>PO3</b> Phosphorus	Molybdate UV	1 5211	6.97 2.25	5.71 - 8.22 1.84 - 2.65	0.418 0.135	mg/dL mmol/L
<b>K</b> Potassium	Enzymatic	1 5221	6.39 25.0	5.82 - 6.97 22.7 - 27.2	0.192 0.750	mmol/L mg/dL
	Direct ISE	960403	6.38 24.9	5.81 - 6.95 22.7 - 27.2	0.191 0.748	mmol/L mg/dL
<b>Na</b> Sodium	Enzymatic	1 4808	148 340	139 - 157 319 - 360	2.96 6.79	mmol/L mg/dL
	Direct ISE	960402	152 350	143 - 161 329 - 371	3.04 7.00	mmol/L mg/dL
<b>TP</b> Total Protein	Biuret, with sample blank	1 2311	7.32 73.2	6.52 - 8.13 65.2 - 81.3	0.269 2.69	g/dL g/L
<b>TRF</b> Transferrin	Immunoturbidimetric	1 7252	285 2.85	228 - 342 2.28 - 3.42	19.0 0.190	mg/dL g/L
<b>TRIG</b> Triglycerides	GPO-PAP	1 5710	171 1.93	140 - 202 1.58 - 2.27	10.3 0.116	mg/dL mmol/L
<b>UREA</b> Urea	Urease UV	1 3101	150 24.9	117 - 183 19.4 - 30.4	11.0 1.83	mg/dL mmol/L
<b>UA</b> Uric Acid	TOOS	1 3001	7.30 434	6.28 - 8.32 373 - 495	0.341 20.3	mg/dL μmol/L




DiaSys Diagnostic Systems GmbH  
Alte Strasse 9 65558 Holzheim Germany  
[www.diasys-diagnostics.com](http://www.diasys-diagnostics.com)

# TruLab P

# LOT 32787



Cat. No. 5 9050 99 10 061 (6 x 5 mL)  
5 9050 99 10 062 (20 x 5 mL)

 2025-02-28

## BioMajesty®



Updated sheets: [www.diasys-diagnostics.com/service-area/value-sheets/](http://www.diasys-diagnostics.com/service-area/value-sheets/)

Value sheet version: 4

Short Name / Analyte	Method	Reagent ID	Value	Range	1 SD	Unit
<b>ALB</b> Albumin	Bromcresol green	1 0220	4.62 46.2	3.56 - 5.68 35.6 - 56.8	0.354 3.54	g/dL g/L
<b>AP</b> Alkaline phosphatase	IFCC 37°C	1 0441	156 2.60	117 - 195 1.95 - 3.25	13.0 0.216	U/L µkat/L
<b>ALT/GPT</b> Alanine aminotransferase	IFCC, with pyridoxal phosphate 37°C	1 2701 +	120	92.5 - 148	9.21	U/L
	without pyridoxal phosphate 37°C	2 5010 1 2701	2.00 120	1.54 - 2.46 92.2 - 147	0.153 9.18	µkat/L U/L
			2.00	1.54 - 2.46	0.153	µkat/L
<b>AST/GOT</b> Aspartate aminotransferase	IFCC, with pyridoxal phosphate 37°C	1 2601 +	164	126 - 202	12.6	U/L
	without pyridoxal phosphate 37°C	2 5010 1 2601	2.73 167	2.10 - 3.36 129 - 206	0.209 12.8	µkat/L U/L
			2.79	2.14 - 3.43	0.214	µkat/L
<b>AMY</b> Amylase	EPS G-7	1 0501	200 3.34	160 - 240 2.67 - 4.01	13.4 0.223	U/L µkat/L
<b>PAMY</b> Pancreatic amylase	EPS G-7	1 0551	101 1.68	80.8 - 121 1.35 - 2.02	6.73 0.112	U/L µkat/L
<b>APOA1</b> Apolipoprotein A1	Immunoturbidimetric	1 7102	166 1.66	133 - 199 1.33 - 1.99	11.1 0.111	mg/dL g/L
<b>APOB</b> Apolipoprotein B	Immunoturbidimetric	1 7112	89.6 0.896	71.7 - 108 0.717 - 1.08	5.97 0.060	mg/dL g/L
<b>DBIL</b> Direct Bilirubin	DCA	1 0821	1.78 30.5	1.32 - 2.25 22.6 - 38.4	0.155 2.64	mg/dL µmol/L
<b>TBIL</b> Total Bilirubin	DCA	1 0811	4.41 75.4	3.26 - 5.56 55.8 - 95.0	0.382 6.53	mg/dL µmol/L
<b>CA</b> Calcium	Phosphonazo	1 1181	2.91 11.6	2.59 - 3.23 10.4 - 12.9	0.107 0.427	mmol/L mg/dL
<b>CL</b> Chloride	Indirect ISE	980132	124 440	113 - 135 401 - 480	3.72 13.2	mmol/L mg/dL
<b>CHOL</b> Cholesterol	CHOD-PAP	1 1300	196 5.08	169 - 224 4.37 - 5.79	9.17 0.237	mg/dL mmol/L
<b>CHE</b> Cholinesterase	Butyrylthiocholin	1 1401	7692 128	6307 - 9077 105 - 151	462 7.69	U/L µkat/L
<b>CK</b> Creatine kinase	DGKC, IFCC 37°C	1 1601	224 3.73	179 - 269 2.99 - 4.48	14.9 0.249	U/L µkat/L
<b>CKMB</b> Creatine kinase	mAK, Immunological method, 37°C	1 1641	58.5 0.975	46.8 - 70.2 0.780 - 1.17	3.90 0.065	U/L µkat/L
<b>CREA</b> Creatinine	Jaffé, without compensation	1 1711	4.24 374	3.30 - 5.17 292 - 457	0.311 27.5	mg/dL µmol/L
	Jaffé, with compensation	1 1711	4.50 398	3.51 - 5.49 310 - 485	0.330 29.2	mg/dL µmol/L
	Enzymatic PAP	1 1759	4.43 392	3.46 - 5.41 306 - 478	0.325 28.7	mg/dL µmol/L
<b>GGT</b> γ-Glutamyltransferase	IFCC, DGKC 1994 37°C	1 2801	89.9 1.50	70.1 - 110 1.17 - 1.83	6.59 0.110	U/L µkat/L
<b>GLUC</b> Glucose	HK/G6P-DH	1 2511	254 14.1	214 - 295 11.9 - 16.4	13.6 0.752	mg/dL mmol/L

# TruLab P

# LOT 32787



Cat. No. 5 9050 99 10 061 (6 x 5 mL)  
5 9050 99 10 062 (20 x 5 mL)

2025-02-28

## BioMajesty®



Updated sheets: [www.diasys-diagnostics.com/service-area/value-sheets/](http://www.diasys-diagnostics.com/service-area/value-sheets/)

Value sheet version: 4

Short Name / Analyte	Method	Reagent ID	Value	Range	1 SD	Unit
<b>HDLC</b>	Immunoinhibition	1 3521	53.4	46.0 - 60.9	2.49	mg/dL
HDL-Cholesterol			1.38	1.19 - 1.58	0.064	mmol/L
	Direct, colorimetric	1 3561	55.2	47.4 - 62.9	2.57	mg/dL
			1.43	1.23 - 1.63	0.067	mmol/L
<b>HBUT</b>	β-HBDH / Diaphorase 37°C	1 3701	0.970	0.776 - 1.16	0.065	mmol/L
β-Hydroxybutyrate			10.1	8.08 - 12.1	0.673	mg/dL
	β-HBDH 37°C	1 3711	0.973	0.778 - 1.17	0.065	mmol/L
			10.1	8.10 - 12.2	0.675	mg/dL
<b>IgA</b>	Immunoturbidimetric	1 7202	229	174 - 284	18.3	mg/dL
Immunoglobulin A			2.29	1.74 - 2.84	0.183	g/L
<b>IgE</b>	Immunoturbidimetric	1 7239	98.3	78.7 - 118	6.55	IU/mL
Immunoglobulin E			236	189 - 283	15.7	ng/mL
<b>IgG</b>	Immunoturbidimetric	1 7212	1126	901 - 1351	75.1	mg/dL
Immunoglobulin G			11.3	9.01 - 13.5	0.751	g/L
<b>IgM</b>	Immunoturbidimetric	1 7222	100	72.1 - 128	9.34	mg/dL
Immunoglobulin M			1.00	0.721 - 1.28	0.093	g/L
<b>FE</b>	Ferene	1 1911	221	190 - 252	10.3	μg/dL
Iron			39.6	34.0 - 45.1	1.85	μmol/L
<b>LACT</b>	LDH UV	1 4001	31.8	25.1 - 38.5	2.23	mg/dL
Lactate			3.53	2.79 - 4.27	0.247	mmol/L
<b>LDH</b>	IFCC, DGKC 1994 37°C	1 4211	279	229 - 329	16.7	U/L
Lactate dehydrogenase			4.65	3.81 - 5.49	0.279	μkat/L
	IFCC, modified	1 4251	276	226 - 326	16.6	U/L
			4.60	3.77 - 5.43	0.276	μkat/L
<b>LDLC</b>	Homogenous Select, TruCal Lipid	1 4121	107	91.9 - 122	4.99	mg/dL
LDL-Cholesterol			2.76	2.38 - 3.15	0.129	mmol/L
	Direct, colorimetric	1 4131	107	92.2 - 122	5.00	mg/dL
			2.77	2.38 - 3.16	0.129	mmol/L
<b>LPS</b>	Colorimetric	1 4321	89.6	71.7 - 107	5.97	U/L
Lipase			1.49	1.19 - 1.79	0.100	μkat/L
<b>MG</b>	Xylidyl blue	1 4610	1.85	1.56 - 2.15	0.099	mmol/L
Magnesium			4.50	3.78 - 5.22	0.240	mg/dL
<b>PL</b>	Enzymatic	1 5741	227	181 - 272	15.1	mg/dL
Phospholipids			2.93	2.34 - 3.51	0.195	mmol/L
<b>PO3</b>	Molybdate UV	1 5211	6.97	5.71 - 8.22	0.418	mg/dL
Phosphorus			2.25	1.84 - 2.65	0.135	mmol/L
<b>K</b>	Indirect ISE	980131	6.41	5.83 - 6.98	0.192	mmol/L
Potassium			25.0	22.8 - 27.3	0.751	mg/dL
<b>Na</b>	Indirect ISE	980130	148	140 - 157	2.97	mmol/L
Sodium			341	321 - 362	6.82	mg/dL
<b>TP</b>	Biuret, with sample blank	1 2311	7.32	6.52 - 8.13	0.269	g/dL
Total Protein			73.2	65.2 - 81.3	2.69	g/L
<b>TRF</b>	Immunoturbidimetric	1 7252	285	228 - 342	19.0	mg/dL
Transferrin			2.85	2.28 - 3.42	0.190	g/L
<b>TRIG</b>	GPO-PAP	1 5710	171	140 - 202	10.3	mg/dL
Triglycerides			1.93	1.58 - 2.27	0.116	mmol/L
<b>UREA</b>	Urease UV	1 3101	150	117 - 183	11.0	mg/dL
Urea			24.9	19.4 - 30.4	1.83	mmol/L
<b>UA</b>	TOOS	1 3001	7.30	6.28 - 8.32	0.341	mg/dL
Uric Acid			434	373 - 495	20.3	μmol/L



DiaSys Diagnostic Systems GmbH  
Alte Strasse 9 65558 Holzheim Germany  
[www.diasys-diagnostics.com](http://www.diasys-diagnostics.com)