


# TruLab P

**LOT** 31254



Cat. No. 5 9050 99 10 061 (6 x 5 mL)  
5 9050 99 10 062 (20 x 5 mL)



2024-05-31



Updated sheets: [www.diasys-diagnostics.com/service-area/value-sheets/](http://www.diasys-diagnostics.com/service-area/value-sheets/)

Value sheet version: 4

Short Name / Analyte	Method	Reagent ID	Value	Range	Unit
<b>ALB</b> Albumin	Bromcresol green	1 0220	4.59 45.9	3.54 - 5.65 35.4 - 56.5	g/dL g/L
<b>AP</b> Alkaline phosphatase	IFCC 37°C	1 0441	175 2.92	131 - 219 2.19 - 3.65	U/L µkat/L
	DGKC 1970 37°C	1 0401	270 4.50	202 - 337 3.37 - 5.62	U/L µkat/L
<b>ALT/GPT</b> Alanine aminotransferase	IFCC, with pyridoxal phosphate 37°C	1 2701 + 2 5010	118 1.97	91.1 - 146 1.52 - 2.43	U/L µkat/L
	without pyridoxal phosphate 37°C	1 2701	120 1.99	92.0 - 147 1.53 - 2.45	U/L µkat/L
<b>AST/GOT</b> Aspartate aminotransferase	IFCC, with pyridoxal phosphate 37°C	1 2601 + 2 5010	177 2.95	136 - 218 2.27 - 3.63	U/L µkat/L
	without pyridoxal phosphate 37°C	1 2601	183 3.05	141 - 225 2.34 - 3.75	U/L µkat/L
<b>AMY</b> Amylase	EPS G-7	1 0501	238 3.96	190 - 285 3.17 - 4.75	U/L µkat/L
<b>PAMY</b> Pancreatic amylase	EPS G-7	1 0551	122 2.03	97.6 - 146 1.63 - 2.44	U/L µkat/L
<b>APOA1</b> Apolipoprotein A1	Immunoturbidimetric	1 7102	170 1.70	136 - 204 1.36 - 2.04	mg/dL g/L
<b>APOB</b> Apolipoprotein B	Immunoturbidimetric	1 7112	91.7 0.917	73.3 - 110 0.733 - 1.10	mg/dL g/L
<b>BILE</b> Total Bile Acids	Enzymatic cycling method	1 2238	43.1	34.5 - 51.8	µmol/L
<b>DBIL</b> Direct Bilirubin	DCA	1 0821	1.90 32.5	1.41 - 2.39 24.0 - 40.9	mg/dL µmol/L
	Jendrassik-Grof	1 0849	2.08 35.6	1.54 - 2.62 26.3 - 44.8	mg/dL µmol/L
<b>TBIL</b> Total Bilirubin	DCA	1 0811	4.50 77.0	3.33 - 5.67 57.0 - 97.0	mg/dL µmol/L
	Jendrassik-Grof	1 0849	4.99 85.2	3.69 - 6.28 63.1 - 107	mg/dL µmol/L
<b>CA</b> Calcium	Arsenazo	1 1130	3.05 12.2	2.72 - 3.39 10.9 - 13.6	mmol/L mg/dL
	Phosphonazo	1 1181	3.11 12.5	2.77 - 3.46 11.1 - 13.9	mmol/L mg/dL
<b>CL</b> Chloride	Colorimetric	1 1221	126 446	114 - 137 406 - 486	mmol/L mg/dL
<b>CHOL</b> Cholesterol	CHOD-PAP	1 1300 + 1 1350	214 5.54	184 - 244 4.76 - 6.32	mg/dL mmol/L
<b>CHE</b> Cholinesterase	Butyrylthiocholin	1 1401	7658 128	6279 - 9036 105 - 151	U/L µkat/L
<b>CK</b> Creatine kinase	DGKC, IFCC 37°C	1 1601	239 3.99	191 - 287 3.19 - 4.79	U/L µkat/L

# TruLab P

**LOT** 31254

Cat. No. 5 9050 99 10 061 (6 x 5 mL)  
5 9050 99 10 062 (20 x 5 mL)



2024-05-31



Updated sheets: [www.diasys-diagnostics.com/service-area/value-sheets/](http://www.diasys-diagnostics.com/service-area/value-sheets/)

Value sheet version: 4

Short Name / Analyte	Method	Reagent ID	Value	Range	Unit
<b>CKMB</b> Creatine kinase	mAK, Immunological method, 37°C	1 1641	63.6	50.9 - 76.4	U/L
			1.06	0.848 - 1.27	µkat/L
<b>CREA</b> Creatinine	Jaffé, without compensation	1 1711	4.75	3.70 - 5.79	mg/dL
			420	327 - 512	µmol/L
	Jaffé, with compensation	1 1711	5.03	3.92 - 6.14	mg/dL
			445	347 - 542	µmol/L
Enzymatic PAP	1 1759	5.01	3.91 - 6.11	mg/dL	
		443	346 - 540	µmol/L	
<b>GGT</b> γ-Glutamyltransferase	IFCC, DGKC 1994 37°C	1 2801	93.2	72.7 - 114	U/L
			1.55	1.21 - 1.89	µkat/L
	Szasz 37°C	1 2801	82.4	64.3 - 101	U/L
			1.37	1.07 - 1.68	µkat/L
<b>GLDH</b> Glutamat dehydrogenase	DGKC 1970 37°C	1 2411	25.4	20.3 - 30.4	U/L
			0.423	0.338 - 0.507	µkat/L
<b>GLUC</b> Glucose	GOD-PAP	1 2500 +	291	244 - 337	mg/dL
			1 2550	16.1	13.5 - 18.7
	HK/G6P-DH	1 2511	284	238 - 329	mg/dL
			15.7	13.2 - 18.3	mmol/L
Gluc-DH	1 2531	286	240 - 332	mg/dL	
		15.9	13.3 - 18.4	mmol/L	
<b>HBDH</b> α-Hydroxybutyrate dehydro.	DGKC 37°C	1 3201	299	239 - 358	U/L
			4.98	3.98 - 5.97	µkat/L
<b>HDLC</b> HDL-Cholesterol	Immuno-inhibition	1 3521	62.2	53.5 - 70.9	mg/dL
			1.61	1.38 - 1.83	mmol/L
	Direct, colorimetric	1 3561	71.1	61.1 - 81.1	mg/dL
			1.84	1.58 - 2.10	mmol/L
<b>HBUT</b> β-Hydroxybutyrate	β-HBDH / Diaphorase 37°C	1 3701	1.01	0.807 - 1.21	mmol/L
			10.5	8.41 - 12.6	mg/dL
	β-HBDH 37°C	1 3711	1.09	0.872 - 1.31	mmol/L
			11.4	9.08 - 13.6	mg/dL
<b>IgA</b> Immunoglobulin A	Immunoturbidimetric	1 7202	224	170 - 277	mg/dL
			2.24	1.70 - 2.77	g/L
<b>IgE</b> Immunoglobulin E	Immunoturbidimetric	1 7239	103	82.5 - 124	IU/mL
			248	198 - 297	ng/mL
<b>IgG</b> Immunoglobulin G	Immunoturbidimetric	1 7212	1103	883 - 1324	mg/dL
			11.0	8.83 - 13.2	g/L
<b>IgM</b> Immunoglobulin M	Immunoturbidimetric	1 7222	104	75.2 - 134	mg/dL
			1.04	0.752 - 1.34	g/L
<b>FE</b> Iron	Ferene	1 1911	240	207 - 274	µg/dL
			43.0	37.0 - 49.1	µmol/L
<b>LACT</b> Lactate	LDH UV	1 4001	30.5	24.1 - 36.9	mg/dL
			3.38	2.67 - 4.09	mmol/L
<b>LDH</b> Lactate dehydrogenase	IFCC, DGKC 1994 37°C	1 4211	314	257 - 370	U/L
			5.23	4.29 - 6.17	µkat/L
	DGKC opt. 1970 37°C	1 4201	522	428 - 615	U/L
			8.69	7.13 - 10.3	µkat/L
	IFCC, modified	1 4251	313	257 - 370	U/L
			5.22	4.28 - 6.16	µkat/L

# TruLab P

**LOT** 31254

Cat. No. 5 9050 99 10 061 (6 x 5 mL)  
5 9050 99 10 062 (20 x 5 mL)



2024-05-31



Updated sheets: [www.diasys-diagnostics.com/service-area/value-sheets/](http://www.diasys-diagnostics.com/service-area/value-sheets/)

Value sheet version: 4

Short Name / Analyte	Method	Reagent ID	Value	Range	Unit
<b>LDLC</b> LDL-Cholesterol	Homogenous Select, TruCal Lipid	1 4121	115	98.8 - 131	mg/dL
			2.97	2.56 - 3.39	mmol/L
	Direct, colorimetric	1 4131	128	110 - 146	mg/dL
			3.31	2.85 - 3.77	mmol/L
<b>LPS</b> Lipase	Colorimetric	1 4321	115	92.1 - 138	U/L
			1.92	1.53 - 2.30	µkat/L
<b>MG</b> Magnesium	Xylidyl blue	1 4610	1.80	1.52 - 2.09	mmol/L
			4.39	3.68 - 5.09	mg/dL
<b>PL</b> Phospholipids	Enzymatic	1 5741	248	198 - 297	mg/dL
			3.19	2.55 - 3.83	mmol/L
<b>PO3</b> Phosphorus	Molybdate UV, substrate start	1 5211	6.91	5.67 - 8.16	mg/dL
			2.23	1.83 - 2.63	mmol/L
			2.17	1.78 - 2.56	mmol/L
<b>K</b> Potassium	Enzymatic	1 5221	7.17	6.52 - 7.81	mmol/L
			28.0	25.5 - 30.5	mg/dL
<b>Na</b> Sodium	Enzymatic	1 4808	150	141 - 159	mmol/L
			344	324 - 365	mg/dL
<b>TP</b> Total Protein	Biuret, without sample blank	1 2311	8.22	7.31 - 9.12	g/dL
			82.2	73.1 - 91.2	g/L
			73.5	65.4 - 81.6	g/L
<b>TRF</b> Transferrin	Immunoturbidimetric	1 7252	278	223 - 334	mg/dL
			2.78	2.23 - 3.34	g/L
<b>TRIG</b> Triglycerides	GPO-PAP	1 5760	174	143 - 205	mg/dL
			1 5710	1.96	1.61 - 2.31
<b>UREA</b> Urea	Urease UV	1 3101	154	120 - 188	mg/dL
			25.6	20.0 - 31.3	mmol/L
			1 3115	169	132 - 206
			28.2	22.0 - 34.4	mmol/L
<b>UA</b> Uric Acid	TBHBA	1 3021	7.99	6.87 - 9.10	mg/dL
			475	408 - 541	µmol/L
			1 3001	7.92	6.81 - 9.02
	TOOS		471	405 - 537	µmol/L



DiaSys Diagnostic Systems GmbH  
Alte Strasse 9 65558 Holzheim Germany  
[www.diasys-diagnostics.com](http://www.diasys-diagnostics.com)

# TruLab P

**LOT** 31254



Cat. No. 5 9050 99 10 061 (6 x 5 mL)  
5 9050 99 10 062 (20 x 5 mL)



2024-05-31

**Sensostar** **Sensostar**  
GLHsix GL30 touch



Updated sheets: [www.diasys-diagnostics.com/service-area/value-sheets/](http://www.diasys-diagnostics.com/service-area/value-sheets/)

Value sheet version: 4

Short Name / Analyte	Method	Reagent ID	Value	Range	Unit
<b>GLUC</b>	Amperometric	Biosensor	328	276 - 381	mg/dL
Glucose			18.2	15.3 - 21.1	mmol/L
<b>LACT</b>	Amperometric	Biosensor	39.5	31.2 - 47.8	mg/dL
Lactate			4.38	3.46 - 5.30	mmol/L



DiaSys Diagnostic Systems GmbH  
Alte Strasse 9 65558 Holzheim Germany  
[www.diasys-diagnostics.com](http://www.diasys-diagnostics.com)

# TruLab P

# LOT 31254



Cat. No. 5 9050 99 10 061 (6 x 5 mL)  
5 9050 99 10 062 (20 x 5 mL)

 2024-05-31

## respons<sup>910</sup>



Updated sheets: [www.diasys-diagnostics.com/service-area/value-sheets/](http://www.diasys-diagnostics.com/service-area/value-sheets/)

Value sheet version: 4

Short Name / Analyte	Method	Reagent ID	Value	Range	Unit
<b>ALB</b> Albumin	Bromocresol green	1 0220	4.59 45.9	3.54 - 5.65 35.4 - 56.5	g/dL g/L
<b>AP</b> Alkaline phosphatase	IFCC 37°C	1 0441	175 2.92	131 - 219 2.19 - 3.65	U/L µkat/L
<b>ALT/GPT</b> Alanine aminotransferase	IFCC, with pyridoxal phosphate 37°C	1 2701 +	118	91.1 - 146	U/L
	without pyridoxal phosphate 37°C	2 5010 1 2701	1.97 120	1.52 - 2.43 92.0 - 147	µkat/L U/L
			1.99	1.53 - 2.45	µkat/L
<b>AST/GOT</b> Aspartate aminotransferase	IFCC, with pyridoxal phosphate 37°C	1 2601 +	177	136 - 218	U/L
	without pyridoxal phosphate 37°C	2 5010 1 2601	2.95 183	2.27 - 3.63 141 - 225	µkat/L U/L
			3.05	2.34 - 3.75	µkat/L
<b>AMY</b> Amylase	EPS G-7	1 0501	238 3.96	190 - 285 3.17 - 4.75	U/L µkat/L
<b>PAMY</b> Pancreatic amylase	EPS G-7	1 0551	122 2.03	97.6 - 146 1.63 - 2.44	U/L µkat/L
<b>APOA1</b> Apolipoprotein A1	Immunoturbidimetric	1 7102	170 1.70	136 - 204 1.36 - 2.04	mg/dL g/L
<b>APOB</b> Apolipoprotein B	Immunoturbidimetric	1 7112	91.7 0.917	73.3 - 110 0.733 - 1.10	mg/dL g/L
<b>BILE</b> Total Bile Acids	Enzymatic cycling method	1 2238	43.1	34.5 - 51.8	µmol/L
<b>DBIL</b> Direct Bilirubin	DCA	1 0821	1.90 32.5	1.41 - 2.39 24.0 - 40.9	mg/dL µmol/L
<b>TBIL</b> Total Bilirubin	DCA	1 0811	4.50 77.0	3.33 - 5.67 57.0 - 97.0	mg/dL µmol/L
<b>CA</b> Calcium	Phosphonazo	1 1181	3.11 12.5	2.77 - 3.46 11.1 - 13.9	mmol/L mg/dL
<b>CL</b> Chloride	Colorimetric	1 1221	126 446	114 - 137 406 - 486	mmol/L mg/dL
<b>CHOL</b> Cholesterol	CHOD-PAP	1 1300	214 5.54	184 - 244 4.76 - 6.32	mg/dL mmol/L
<b>CHE</b> Cholinesterase	Butyrylthiocholin	1 1401	7658 128	6279 - 9036 105 - 151	U/L µkat/L
<b>CK</b> Creatine kinase	DGKC, IFCC 37°C	1 1601	239 3.99	191 - 287 3.19 - 4.79	U/L µkat/L
<b>CKMB</b> Creatine kinase	mAK, Immunological method, 37°C	1 1641	63.6 1.06	50.9 - 76.4 0.848 - 1.27	U/L µkat/L
<b>CREA</b> Creatinine	Jaffé, without compensation	1 1711	4.75 420	3.70 - 5.79 327 - 512	mg/dL µmol/L
	Jaffé, with compensation	1 1711	5.03 445	3.92 - 6.14 347 - 542	mg/dL µmol/L
	Enzymatic PAP	1 1759	5.01 443	3.91 - 6.11 346 - 540	mg/dL µmol/L
<b>GGT</b> γ-Glutamyltransferase	IFCC, DGKC 1994 37°C	1 2801	93.2 1.55	72.7 - 114 1.21 - 1.89	U/L µkat/L
<b>GLUC</b> Glucose	GOD-PAP	1 2500	291 16.1	244 - 337 13.5 - 18.7	mg/dL mmol/L
	HK/G6P-DH	1 2511	284 15.7	238 - 329 13.2 - 18.3	mg/dL mmol/L
<b>HDLC</b> HDL-Cholesterol	Immunoinhibition	1 3521	62.2 1.61	53.5 - 70.9 1.38 - 1.83	mg/dL mmol/L
	Direct, colorimetric	1 3561	71.1 1.84	61.1 - 81.1 1.58 - 2.10	mg/dL mmol/L

# TruLab P

**LOT** 31254



Cat. No. 5 9050 99 10 061 (6 x 5 mL)  
5 9050 99 10 062 (20 x 5 mL)

 2024-05-31

**respons<sup>910</sup>**



Updated sheets: [www.diasys-diagnostics.com/service-area/value-sheets/](http://www.diasys-diagnostics.com/service-area/value-sheets/)

Value sheet version: 4

Short Name / Analyte	Method	Reagent ID	Value	Range	Unit
<b>HBUT</b> β-Hydroxybutyrate	β-HBDH / Diaphorase 37°C	1 3701	1.01 10.5	0.807 - 1.21 8.41 - 12.6	mmol/L mg/dL
	β-HBDH 37°C	1 3711	1.09 11.4	0.872 - 1.31 9.08 - 13.6	mmol/L mg/dL
<b>IgA</b> Immunoglobulin A	Immunoturbidimetric	1 7202	224	170 - 277	mg/dL
			2.24	1.70 - 2.77	g/L
<b>IgE</b> Immunoglobulin E	Immunoturbidimetric	1 7239	103	82.5 - 124	IU/mL
			248	198 - 297	ng/mL
<b>IgG</b> Immunoglobulin G	Immunoturbidimetric	1 7212	1103	883 - 1324	mg/dL
			11.0	8.83 - 13.2	g/L
<b>IgM</b> Immunoglobulin M	Immunoturbidimetric	1 7222	104	75.2 - 134	mg/dL
			1.04	0.752 - 1.34	g/L
<b>FE</b> Iron	Ferene	1 1911	240 43.0	207 - 274 37.0 - 49.1	μg/dL μmol/L
<b>LACT</b> Lactate	LDH UV	1 4001	30.5	24.1 - 36.9	mg/dL
			3.38	2.67 - 4.09	mmol/L
<b>LDH</b> Lactate dehydrogenase	IFCC, DGKC 1994 37°C	1 4211	314	257 - 370	U/L
			5.23	4.29 - 6.17	μkat/L
			5.22	4.28 - 6.16	μkat/L
<b>LDLC</b> LDL-Cholesterol	Homogenous Select, TruCal Lipid	1 4121	115	98.8 - 131	mg/dL
			2.97	2.56 - 3.39	mmol/L
			3.31	2.85 - 3.77	mmol/L
<b>LPS</b> Lipase	Colorimetric	1 4321	115	92.1 - 138	U/L
			1.92	1.53 - 2.30	μkat/L
<b>MG</b> Magnesium	Xylidyl blue	1 4610	1.80	1.52 - 2.09	mmol/L
			4.39	3.68 - 5.09	mg/dL
<b>PL</b> Phospholipids	Enzymatic	1 5741	248	198 - 297	mg/dL
			3.19	2.55 - 3.83	mmol/L
<b>PO3</b> Phosphorus	Molybdate UV	1 5211	6.91	5.67 - 8.16	mg/dL
			2.23	1.83 - 2.63	mmol/L
<b>K</b> Potassium	Enzymatic	1 5221	7.17	6.52 - 7.81	mmol/L
			28.0	25.5 - 30.5	mg/dL
<b>Na</b> Sodium	Enzymatic	1 4808	150	141 - 159	mmol/L
			344	324 - 365	mg/dL
<b>TP</b> Total Protein	Biuret, with sample blank	1 2311	7.35	6.54 - 8.16	g/dL
			73.5	65.4 - 81.6	g/L
<b>TRF</b> Transferrin	Immunoturbidimetric	1 7252	278	223 - 334	mg/dL
			2.78	2.23 - 3.34	g/L
<b>TRIG</b> Triglycerides	GPO-PAP	1 5710	174	143 - 205	mg/dL
			1.96	1.61 - 2.31	mmol/L
<b>UREA</b> Urea	Urease UV	1 3101	154	120 - 188	mg/dL
			25.6	20.0 - 31.3	mmol/L
<b>UA</b> Uric Acid	TOOS	1 3001	7.92	6.81 - 9.02	mg/dL
			471	405 - 537	μmol/L



DiaSys Diagnostic Systems GmbH  
Alte Strasse 9 65558 Holzheim Germany  
[www.diasys-diagnostics.com](http://www.diasys-diagnostics.com)

# TruLab P

# LOT 31254



Cat. No. 5 9050 99 10 061 (6 x 5 mL)  
5 9050 99 10 062 (20 x 5 mL)

2024-05-31

## respons<sup>®</sup> 920



Updated sheets: [www.diasys-diagnostics.com/service-area/value-sheets/](http://www.diasys-diagnostics.com/service-area/value-sheets/)

Value sheet version: 4

Short Name / Analyte	Method	Reagent ID	Value	Range	1 SD	Unit
<b>ALB</b> Albumin	Bromcresol green	1 0220	4.59 45.9	3.54 - 5.65 35.4 - 56.5	0.352 3.52	g/dL g/L
<b>AP</b> Alkaline phosphatase	IFCC 37°C	1 0441	175 2.92	131 - 219 2.19 - 3.65	14.6 0.243	U/L µkat/L
<b>ALT/GPT</b> Alanine aminotransferase	IFCC, with pyridoxal phosphate 37°C	1 2701 + 2 5010	118 1.97	91.1 - 146 1.52 - 2.43	9.07 0.151	U/L µkat/L
	without pyridoxal phosphate 37°C	1 2701	120 1.99	92.0 - 147 1.53 - 2.45	9.16 0.153	U/L µkat/L
<b>AST/GOT</b> Aspartate aminotransferase	IFCC, with pyridoxal phosphate 37°C	1 2601 + 2 5010	177 2.95	136 - 218 2.27 - 3.63	13.6 0.226	U/L µkat/L
	without pyridoxal phosphate 37°C	1 2601	183 3.05	141 - 225 2.34 - 3.75	14.0 0.233	U/L µkat/L
<b>AMY</b> Amylase	EPS G-7	1 0501	238 3.96	190 - 285 3.17 - 4.75	15.8 0.264	U/L µkat/L
<b>PAMY</b> Pancreatic amylase	EPS G-7	1 0551	122 2.03	97.6 - 146 1.63 - 2.44	8.14 0.136	U/L µkat/L
<b>APOA1</b> Apolipoprotein A1	Immunoturbidimetric	1 7102	170 1.70	136 - 204 1.36 - 2.04	11.3 0.113	mg/dL g/L
<b>APOB</b> Apolipoprotein B	Immunoturbidimetric	1 7112	91.7 0.917	73.3 - 110 0.733 - 1.10	6.11 0.061	mg/dL g/L
<b>DBIL</b> Direct Bilirubin	DCA	1 0821	1.90 32.5	1.41 - 2.39 24.0 - 40.9	0.165 2.81	mg/dL µmol/L
<b>TBIL</b> Total Bilirubin	DCA	1 0811	4.50 77.0	3.33 - 5.67 57.0 - 97.0	0.390 6.67	mg/dL µmol/L
<b>CA</b> Calcium	Phosphonazo	1 1181	3.11 12.5	2.77 - 3.46 11.1 - 13.9	0.114 0.458	mmol/L mg/dL
<b>CL</b> Chloride	Colorimetric	1 1221	126 446	114 - 137 406 - 486	3.77 13.4	mmol/L mg/dL
	Direct ISE	960405	122 433	111 - 133 394 - 472	3.66 13.0	mmol/L mg/dL
<b>CHOL</b> Cholesterol	CHOD-PAP	1 1300	214 5.54	184 - 244 4.76 - 6.32	10.00 0.259	mg/dL mmol/L
<b>CHE</b> Cholinesterase	Butyrylthiocholin	1 1401	7658 128	6279 - 9036 105 - 151	459 7.66	U/L µkat/L
<b>CK</b> Creatine kinase	DGKC, IFCC 37°C	1 1601	239 3.99	191 - 287 3.19 - 4.79	16.0 0.266	U/L µkat/L
<b>CKMB</b> Creatine kinase	mAK, Immunological method, 37°C	1 1641	63.6 1.06	50.9 - 76.4 0.848 - 1.27	4.24 0.071	U/L µkat/L
<b>CREA</b> Creatinine	Jaffé, without compensation	1 1711	4.75 420	3.70 - 5.79 327 - 512	0.348 30.8	mg/dL µmol/L
	Jaffé, with compensation	1 1711	5.03 445	3.92 - 6.14 347 - 542	0.369 32.6	mg/dL µmol/L
	Enzymatic PAP	1 1759	5.01 443	3.91 - 6.11 346 - 540	0.367 32.5	mg/dL µmol/L
<b>GGT</b> γ-Glutamyltransferase	IFCC, DGKC 1994 37°C	1 2801	93.2 1.55	72.7 - 114 1.21 - 1.89	6.83 0.114	U/L µkat/L
<b>GLUC</b> Glucose	GOD-PAP	1 2500	291 16.1	244 - 337 13.5 - 18.7	15.5 0.860	mg/dL mmol/L
	HK/G6P-DH	1 2511	284 15.7	238 - 329 13.2 - 18.3	15.1 0.840	mg/dL mmol/L
<b>HDLC</b> HDL-Cholesterol	Immuno-inhibition	1 3521	62.2 1.61	53.5 - 70.9 1.38 - 1.83	2.90 0.075	mg/dL mmol/L
	Direct, colorimetric	1 3561	71.1 1.84	61.1 - 81.1 1.58 - 2.10	3.32 0.086	mg/dL mmol/L

# TruLab P

**LOT** 31254



Cat. No. 5 9050 99 10 061 (6 x 5 mL)  
5 9050 99 10 062 (20 x 5 mL)

2024-05-31

**respons<sup>®</sup>920**



Updated sheets: [www.diasys-diagnostics.com/service-area/value-sheets/](http://www.diasys-diagnostics.com/service-area/value-sheets/)

Value sheet version: 4

Short Name / Analyte	Method	Reagent ID	Value	Range	1 SD	Unit
<b>HBUT</b> β-Hydroxybutyrate	β-HBDH / Diaphorase 37°C	1 3701	1.01 10.5	0.807 - 1.21 8.41 - 12.6	0.067 0.700	mmol/L mg/dL
	β-HBDH 37°C	1 3711	1.09 11.4	0.872 - 1.31 9.08 - 13.6	0.073 0.757	mmol/L mg/dL
<b>IgA</b> Immunoglobulin A	Immunoturbidimetric	1 7202	224	170 - 277	17.9	mg/dL
			2.24	1.70 - 2.77	0.179	g/L
<b>IgE</b> Immunoglobulin E	Immunoturbidimetric	1 7239	103	82.5 - 124	6.88	IU/mL
			248	198 - 297	16.5	ng/mL
<b>IgG</b> Immunoglobulin G	Immunoturbidimetric	1 7212	1103	883 - 1324	73.6	mg/dL
			11.0	8.83 - 13.2	0.736	g/L
<b>IgM</b> Immunoglobulin M	Immunoturbidimetric	1 7222	104	75.2 - 134	9.75	mg/dL
			1.04	0.752 - 1.34	0.097	g/L
<b>FE</b> Iron	Ferene	1 1911	265 47.5	228 - 302 40.8 - 54.1	12.4 2.21	μg/dL μmol/L
<b>LACT</b> Lactate	LDH UV	1 4001	30.5	24.1 - 36.9	2.13	mg/dL
			3.38	2.67 - 4.09	0.237	mmol/L
<b>LDH</b> Lactate dehydrogenase	IFCC, DGKC 1994 37°C	1 4211	314	257 - 370	18.8	U/L
			5.23	4.29 - 6.17	0.314	μkat/L
	IFCC, modified	1 4251	313	257 - 370	18.8	U/L
<b>LDLC</b> LDL-Cholesterol	Homogenous Select, TruCal Lipid	1 4121	112	96.2 - 128	5.22	mg/dL
			2.89	2.49 - 3.30	0.135	mmol/L
			3.31	2.85 - 3.77	0.154	mmol/L
<b>LPS</b> Lipase	Colorimetric	1 4321	115	92.1 - 138	7.67	U/L
			1.92	1.53 - 2.30	0.128	μkat/L
<b>LI</b> Lithium	Direct ISE	960406	2.17	1.87 - 2.47	0.101	mmol/L
			1.51	1.30 - 1.72	0.070	mmol/L
<b>MG</b> Magnesium	Xylidyl blue	1 4610	1.80	1.52 - 2.09	0.096	mmol/L
			4.39	3.68 - 5.09	0.234	mg/dL
<b>PO3</b> Phosphorus	Molybdate UV	1 5211	6.91	5.67 - 8.16	0.415	mg/dL
			2.23	1.83 - 2.63	0.134	mmol/L
<b>K</b> Potassium	Enzymatic	1 5221	7.17	6.52 - 7.81	0.215	mmol/L
			28.0	25.5 - 30.5	0.841	mg/dL
	Direct ISE	960403	6.75	6.14 - 7.35	0.202	mmol/L
<b>Na</b> Sodium	Enzymatic	1 4808	150	141 - 159	3.00	mmol/L
			344	324 - 365	6.89	mg/dL
	Direct ISE	960402	149	140 - 158	2.99	mmol/L
<b>TP</b> Total Protein	Biuret, with sample blank	1 2311	7.35	6.54 - 8.16	0.270	g/dL
			73.5	65.4 - 81.6	2.70	g/L
<b>TRF</b> Transferrin	Immunoturbidimetric	1 7252	278	223 - 334	18.6	mg/dL
			2.78	2.23 - 3.34	0.186	g/L
<b>TRIG</b> Triglycerides	GPO-PAP	1 5710	174	143 - 205	10.4	mg/dL
			1.96	1.61 - 2.31	0.118	mmol/L
<b>UREA</b> Urea	Urease UV	1 3101	154	120 - 188	11.3	mg/dL
			25.6	20.0 - 31.3	1.88	mmol/L
<b>UA</b> Uric Acid	TOOS	1 3001	7.92	6.81 - 9.02	0.369	mg/dL
			471	405 - 537	22.0	μmol/L



DiaSys Diagnostic Systems GmbH  
Alte Strasse 9 65558 Holzheim Germany  
[www.diasys-diagnostics.com](http://www.diasys-diagnostics.com)



# TruLab P

# LOT 31254



Cat. No. 5 9050 99 10 061 (6 x 5 mL)  
5 9050 99 10 062 (20 x 5 mL)

2024-05-31

## respons<sup>®</sup>940



Updated sheets: [www.diasys-diagnostics.com/service-area/value-sheets/](http://www.diasys-diagnostics.com/service-area/value-sheets/)

Value sheet version: 4

Short Name / Analyte	Method	Reagent ID	Value	Range	1 SD	Unit
<b>ALB</b> Albumin	Bromcresol green	1 0220	4.59 45.9	3.54 - 5.65 35.4 - 56.5	0.352 3.52	g/dL g/L
<b>AP</b> Alkaline phosphatase	IFCC 37°C	1 0441	175 2.92	131 - 219 2.19 - 3.65	14.6 0.243	U/L µkat/L
<b>ALT/GPT</b> Alanine aminotransferase	IFCC, with pyridoxal phosphate 37°C	1 2701 +	118	91.1 - 146	9.07	U/L
	without pyridoxal phosphate 37°C	2 5010 1 2701	1.97 120	1.52 - 2.43 92.0 - 147	0.151 9.16	µkat/L U/L
			1.99	1.53 - 2.45	0.153	µkat/L
<b>AST/GOT</b> Aspartate aminotransferase	IFCC, with pyridoxal phosphate 37°C	1 2601 +	177	136 - 218	13.6	U/L
	without pyridoxal phosphate 37°C	2 5010 1 2601	2.95 183	2.27 - 3.63 141 - 225	0.226 14.0	µkat/L U/L
			3.05	2.34 - 3.75	0.233	µkat/L
<b>AMY</b> Amylase	EPS G-7	1 0501	238 3.96	190 - 285 3.17 - 4.75	15.8 0.264	U/L µkat/L
<b>PAMY</b> Pancreatic amylase	EPS G-7	1 0551	122 2.03	97.6 - 146 1.63 - 2.44	8.14 0.136	U/L µkat/L
<b>APOA1</b> Apolipoprotein A1	Immunoturbidimetric	1 7102	170 1.70	136 - 204 1.36 - 2.04	11.3 0.113	mg/dL g/L
<b>APOB</b> Apolipoprotein B	Immunoturbidimetric	1 7112	91.7 0.917	73.3 - 110 0.733 - 1.10	6.11 0.061	mg/dL g/L
<b>DBIL</b> Direct Bilirubin	DCA	1 0821	1.90 32.5	1.41 - 2.39 24.0 - 40.9	0.165 2.81	mg/dL µmol/L
<b>TBIL</b> Total Bilirubin	DCA	1 0811	4.50 77.0	3.33 - 5.67 57.0 - 97.0	0.390 6.67	mg/dL µmol/L
<b>CA</b> Calcium	Phosphonazo	1 1181	3.11 12.5	2.77 - 3.46 11.1 - 13.9	0.114 0.458	mmol/L mg/dL
<b>CL</b> Chloride	Colorimetric	1 1221	126 446	114 - 137 406 - 486	3.77 13.4	mmol/L mg/dL
	Direct ISE	960405	122 433	111 - 133 394 - 472	3.66 13.0	mmol/L mg/dL
<b>CHOL</b> Cholesterol	CHOD-PAP	1 1300	214 5.54	184 - 244 4.76 - 6.32	10.00 0.259	mg/dL mmol/L
<b>CHE</b> Cholinesterase	Butyrylthiocholin	1 1401	7658 128	6279 - 9036 105 - 151	459 7.66	U/L µkat/L
<b>CK</b> Creatine kinase	DGKC, IFCC 37°C	1 1601	239 3.99	191 - 287 3.19 - 4.79	16.0 0.266	U/L µkat/L
<b>CKMB</b> Creatine kinase	mAK, Immunological method, 37°C	1 1641	63.6 1.06	50.9 - 76.4 0.848 - 1.27	4.24 0.071	U/L µkat/L
<b>CREA</b> Creatinine	Jaffé, without compensation	1 1711	4.75 420	3.70 - 5.79 327 - 512	0.348 30.8	mg/dL µmol/L
	Jaffé, with compensation	1 1711	5.03 445	3.92 - 6.14 347 - 542	0.369 32.6	mg/dL µmol/L
	Enzymatic PAP	1 1759	5.01 443	3.91 - 6.11 346 - 540	0.367 32.5	mg/dL µmol/L
<b>GGT</b> γ-Glutamyltransferase	IFCC, DGKC 1994 37°C	1 2801	93.2 1.55	72.7 - 114 1.21 - 1.89	6.83 0.114	U/L µkat/L
<b>GLUC</b> Glucose	GOD-PAP	1 2500	291 16.1	244 - 337 13.5 - 18.7	15.5 0.860	mg/dL mmol/L
	HK/G6P-DH	1 2511	284 15.7	238 - 329 13.2 - 18.3	15.1 0.840	mg/dL mmol/L
<b>HDLC</b> HDL-Cholesterol	Immuno-inhibition	1 3521	62.2 1.61	53.5 - 70.9 1.38 - 1.83	2.90 0.075	mg/dL mmol/L
	Direct, colorimetric	1 3561	71.1 1.84	61.1 - 81.1 1.58 - 2.10	3.32 0.086	mg/dL mmol/L

# TruLab P

**LOT** 31254



Cat. No. 5 9050 99 10 061 (6 x 5 mL)  
5 9050 99 10 062 (20 x 5 mL)

2024-05-31

**respons<sup>®</sup>940**



Updated sheets: [www.diasys-diagnostics.com/service-area/value-sheets/](http://www.diasys-diagnostics.com/service-area/value-sheets/)


Value sheet version: 4

Short Name / Analyte	Method	Reagent ID	Value	Range	1 SD	Unit
<b>HBUT</b> β-Hydroxybutyrate	β-HBDH / Diaphorase 37°C	1 3701	1.01 10.5	0.807 - 1.21 8.41 - 12.6	0.067 0.700	mmol/L mg/dL
	β-HBDH 37°C	1 3711	1.09 11.4	0.872 - 1.31 9.08 - 13.6	0.073 0.757	mmol/L mg/dL
<b>IgA</b> Immunoglobulin A	Immunoturbidimetric	1 7202	224	170 - 277	17.9	mg/dL
			2.24	1.70 - 2.77	0.179	g/L
<b>IgE</b> Immunoglobulin E	Immunoturbidimetric	1 7239	103	82.5 - 124	6.88	IU/mL
			248	198 - 297	16.5	ng/mL
<b>IgG</b> Immunoglobulin G	Immunoturbidimetric	1 7212	1103	883 - 1324	73.6	mg/dL
			11.0	8.83 - 13.2	0.736	g/L
<b>IgM</b> Immunoglobulin M	Immunoturbidimetric	1 7222	104	75.2 - 134	9.75	mg/dL
			1.04	0.752 - 1.34	0.097	g/L
<b>FE</b> Iron	Ferene	1 1911	265	228 - 302	12.4	μg/dL
			47.5	40.8 - 54.1	2.21	μmol/L
<b>LACT</b> Lactate	LDH UV	1 4001	30.5	24.1 - 36.9	2.13	mg/dL
			3.38	2.67 - 4.09	0.237	mmol/L
<b>LDH</b> Lactate dehydrogenase	IFCC, DGKC 1994 37°C	1 4211	314	257 - 370	18.8	U/L
			5.23	4.29 - 6.17	0.314	μkat/L
	IFCC, modified	1 4251	313	257 - 370	18.8	U/L
<b>LDLC</b> LDL-Cholesterol	Homogenous Select, TruCal Lipid	1 4121	112	96.2 - 128	5.22	mg/dL
			2.89	2.49 - 3.30	0.135	mmol/L
			3.31	2.85 - 3.77	0.154	mmol/L
<b>LPS</b> Lipase	Colorimetric	1 4321	115	92.1 - 138	7.67	U/L
			1.92	1.53 - 2.30	0.128	μkat/L
<b>LI</b> Lithium	Direct ISE	960406	2.17	1.87 - 2.47	0.101	mmol/L
			1.51	1.30 - 1.72	0.070	mmol/L
<b>MG</b> Magnesium	Xylidyl blue	1 4610	1.80	1.52 - 2.09	0.096	mmol/L
			4.39	3.68 - 5.09	0.234	mg/dL
<b>PO3</b> Phosphorus	Molybdate UV	1 5211	6.91	5.67 - 8.16	0.415	mg/dL
			2.23	1.83 - 2.63	0.134	mmol/L
<b>K</b> Potassium	Enzymatic	1 5221	7.17	6.52 - 7.81	0.215	mmol/L
			28.0	25.5 - 30.5	0.841	mg/dL
	Direct ISE	960403	6.75	6.14 - 7.35	0.202	mmol/L
<b>Na</b> Sodium	Enzymatic	1 4808	150	141 - 159	3.00	mmol/L
			344	324 - 365	6.89	mg/dL
	Direct ISE	960402	149	140 - 158	2.99	mmol/L
<b>TP</b> Total Protein	Biuret, with sample blank	1 2311	7.35	6.54 - 8.16	0.270	g/dL
			73.5	65.4 - 81.6	2.70	g/L
<b>TRF</b> Transferrin	Immunoturbidimetric	1 7252	278	223 - 334	18.6	mg/dL
			2.78	2.23 - 3.34	0.186	g/L
<b>TRIG</b> Triglycerides	GPO-PAP	1 5710	174	143 - 205	10.4	mg/dL
			1.96	1.61 - 2.31	0.118	mmol/L
<b>UREA</b> Urea	Urease UV	1 3101	154	120 - 188	11.3	mg/dL
			25.6	20.0 - 31.3	1.88	mmol/L
<b>UA</b> Uric Acid	TOOS	1 3001	7.92	6.81 - 9.02	0.369	mg/dL
			471	405 - 537	22.0	μmol/L



DiaSys Diagnostic Systems GmbH  
Alte Strasse 9 65558 Holzheim Germany  
[www.diasys-diagnostics.com](http://www.diasys-diagnostics.com)

Cat. No. 5 9050 99 10 061 (6 x 5 mL)  
5 9050 99 10 062 (20 x 5 mL)

 2024-05-31

**BioMajesty®**




Updated sheets: [www.diasys-diagnostics.com/service-area/value-sheets/](http://www.diasys-diagnostics.com/service-area/value-sheets/)

Value sheet version: 4

Short Name / Analyte	Method	Reagent ID	Value	Range	1 SD	Unit
<b>ALB</b> Albumin	Bromcresol green	1 0220	4.59 45.9	3.54 - 5.65 35.4 - 56.5	0.352 3.52	g/dL g/L
<b>AP</b> Alkaline phosphatase	IFCC 37°C	1 0441	175 2.92	131 - 219 2.19 - 3.65	14.6 0.243	U/L µkat/L
<b>ALT/GPT</b> Alanine aminotransferase	IFCC, with pyridoxal phosphate 37°C	1 2701 +	118	91.1 - 146	9.07	U/L
	without pyridoxal phosphate 37°C	2 5010 1 2701	1.97 120	1.52 - 2.43 92.0 - 147	0.151 9.16	µkat/L U/L
			1.99	1.53 - 2.45	0.153	µkat/L
<b>AST/GOT</b> Aspartate aminotransferase	IFCC, with pyridoxal phosphate 37°C	1 2601 +	177	136 - 218	13.6	U/L
	without pyridoxal phosphate 37°C	2 5010 1 2601	2.95 183	2.27 - 3.63 141 - 225	0.226 14.0	µkat/L U/L
			3.05	2.34 - 3.75	0.233	µkat/L
<b>AMY</b> Amylase	EPS G-7	1 0501	238 3.96	190 - 285 3.17 - 4.75	15.8 0.264	U/L µkat/L
<b>PAMY</b> Pancreatic amylase	EPS G-7	1 0551	122 2.03	97.6 - 146 1.63 - 2.44	8.14 0.136	U/L µkat/L
<b>APOA1</b> Apolipoprotein A1	Immunoturbidimetric	1 7102	170 1.70	136 - 204 1.36 - 2.04	11.3 0.113	mg/dL g/L
<b>APOB</b> Apolipoprotein B	Immunoturbidimetric	1 7112	91.7 0.917	73.3 - 110 0.733 - 1.10	6.11 0.061	mg/dL g/L
<b>DBIL</b> Direct Bilirubin	DCA	1 0821	1.90 32.5	1.41 - 2.39 24.0 - 40.9	0.165 2.81	mg/dL µmol/L
<b>TBIL</b> Total Bilirubin	DCA	1 0811	4.50 77.0	3.33 - 5.67 57.0 - 97.0	0.390 6.67	mg/dL µmol/L
<b>CA</b> Calcium	Phosphonazo	1 1181	3.11 12.5	2.77 - 3.46 11.1 - 13.9	0.114 0.458	mmol/L mg/dL
<b>CL</b> Chloride	Indirect ISE	980132	121 428	110 - 132 390 - 467	3.62 12.8	mmol/L mg/dL
<b>CHOL</b> Cholesterol	CHOD-PAP	1 1300	214 5.54	184 - 244 4.76 - 6.32	10.00 0.259	mg/dL mmol/L
<b>CHE</b> Cholinesterase	Butyrylthiocholin	1 1401	7658 128	6279 - 9036 105 - 151	459 7.66	U/L µkat/L
<b>CK</b> Creatine kinase	DGKC, IFCC 37°C	1 1601	239 3.99	191 - 287 3.19 - 4.79	16.0 0.266	U/L µkat/L
<b>CKMB</b> Creatine kinase	mAK, Immunological method, 37°C	1 1641	63.6 1.06	50.9 - 76.4 0.848 - 1.27	4.24 0.071	U/L µkat/L
<b>CREA</b> Creatinine	Jaffé, without compensation	1 1711	4.75 420	3.70 - 5.79 327 - 512	0.348 30.8	mg/dL µmol/L
	Jaffé, with compensation	1 1711	5.03 445	3.92 - 6.14 347 - 542	0.369 32.6	mg/dL µmol/L
	Enzymatic PAP	1 1759	5.01 443	3.91 - 6.11 346 - 540	0.367 32.5	mg/dL µmol/L
<b>GGT</b> γ-Glutamyltransferase	IFCC, DGKC 1994 37°C	1 2801	93.2 1.55	72.7 - 114 1.21 - 1.89	6.83 0.114	U/L µkat/L
<b>GLUC</b> Glucose	HK/G6P-DH	1 2511	284 15.7	238 - 329 13.2 - 18.3	15.1 0.840	mg/dL mmol/L

Cat. No. 5 9050 99 10 061 (6 x 5 mL)  
5 9050 99 10 062 (20 x 5 mL)

 2024-05-31

**BioMajesty®**



Updated sheets: [www.diasys-diagnostics.com/service-area/value-sheets/](http://www.diasys-diagnostics.com/service-area/value-sheets/)

Value sheet version: 4

Short Name / Analyte	Method	Reagent ID	Value	Range	1 SD	Unit
<b>HDLC</b>	Immunoinhibition	1 3521	62.2	53.5 - 70.9	2.90	mg/dL
HDL-Cholesterol			1.61	1.38 - 1.83	0.075	mmol/L
	Direct, colorimetric	1 3561	71.1	61.1 - 81.1	3.32	mg/dL
			1.84	1.58 - 2.10	0.086	mmol/L
<b>HBUT</b>	β-HBDH / Diaphorase 37°C	1 3701	1.01	0.807 - 1.21	0.067	mmol/L
β-Hydroxybutyrate			10.5	8.41 - 12.6	0.700	mg/dL
	β-HBDH 37°C	1 3711	1.09	0.872 - 1.31	0.073	mmol/L
			11.4	9.08 - 13.6	0.757	mg/dL
<b>IgA</b>	Immunoturbidimetric	1 7202	224	170 - 277	17.9	mg/dL
Immunoglobulin A			2.24	1.70 - 2.77	0.179	g/L
<b>IgE</b>	Immunoturbidimetric	1 7239	103	82.5 - 124	6.88	IU/mL
Immunoglobulin E			248	198 - 297	16.5	ng/mL
<b>IgG</b>	Immunoturbidimetric	1 7212	1103	883 - 1324	73.6	mg/dL
Immunoglobulin G			11.0	8.83 - 13.2	0.736	g/L
<b>IgM</b>	Immunoturbidimetric	1 7222	104	75.2 - 134	9.75	mg/dL
Immunoglobulin M			1.04	0.752 - 1.34	0.097	g/L
<b>FE</b>	Ferene	1 1911	240	207 - 274	11.2	μg/dL
Iron			43.0	37.0 - 49.1	2.01	μmol/L
<b>LACT</b>	LDH UV	1 4001	30.5	24.1 - 36.9	2.13	mg/dL
Lactate			3.38	2.67 - 4.09	0.237	mmol/L
<b>LDH</b>	IFCC, DGKC 1994 37°C	1 4211	314	257 - 370	18.8	U/L
Lactate dehydrogenase			5.23	4.29 - 6.17	0.314	μkat/L
	IFCC, modified	1 4251	313	257 - 370	18.8	U/L
			5.22	4.28 - 6.16	0.313	μkat/L
<b>LDLC</b>	Homogenous Select, TruCal Lipid	1 4121	115	98.8 - 131	5.36	mg/dL
LDL-Cholesterol			2.97	2.56 - 3.39	0.139	mmol/L
	Direct, colorimetric	1 4131	128	110 - 146	5.97	mg/dL
			3.31	2.85 - 3.77	0.154	mmol/L
<b>LPS</b>	Colorimetric	1 4321	115	92.1 - 138	7.67	U/L
Lipase			1.92	1.53 - 2.30	0.128	μkat/L
<b>MG</b>	Xylidyl blue	1 4610	1.80	1.52 - 2.09	0.096	mmol/L
Magnesium			4.39	3.68 - 5.09	0.234	mg/dL
<b>PL</b>	Enzymatic	1 5741	248	198 - 297	16.5	mg/dL
Phospholipids			3.19	2.55 - 3.83	0.213	mmol/L
<b>PO3</b>	Molybdate UV	1 5211	6.91	5.67 - 8.16	0.415	mg/dL
Phosphorus			2.23	1.83 - 2.63	0.134	mmol/L
<b>K</b>	Indirect ISE	980131	6.68	6.08 - 7.28	0.200	mmol/L
Potassium			26.1	23.8 - 28.5	0.783	mg/dL
<b>Na</b>	Indirect ISE	980130	144	136 - 153	2.89	mmol/L
Sodium			332	312 - 352	6.64	mg/dL
<b>TP</b>	Biuret, with sample blank	1 2311	7.35	6.54 - 8.16	0.270	g/dL
Total Protein			73.5	65.4 - 81.6	2.70	g/L
<b>TRF</b>	Immunoturbidimetric	1 7252	278	223 - 334	18.6	mg/dL
Transferrin			2.78	2.23 - 3.34	0.186	g/L
<b>TRIG</b>	GPO-PAP	1 5710	174	143 - 205	10.4	mg/dL
Triglycerides			1.96	1.61 - 2.31	0.118	mmol/L
<b>UREA</b>	Urease UV	1 3101	154	120 - 188	11.3	mg/dL
Urea			25.6	20.0 - 31.3	1.88	mmol/L
<b>UA</b>	TOOS	1 3001	7.92	6.81 - 9.02	0.369	mg/dL
Uric Acid			471	405 - 537	22.0	μmol/L



DiaSys Diagnostic Systems GmbH  
Alte Strasse 9 65558 Holzheim Germany  
[www.diasys-diagnostics.com](http://www.diasys-diagnostics.com)